



# **EERC BELCAR RACE WEEKEND**

**Brands Hatch Grand Prix Circuit**

**25th & 26th June 2005**



**Results Provided by MST Sports Timing Ltd**  
***[www.msttiming.com](http://www.msttiming.com)***

## Britcar 2005 QUALIFYING - RACE 1

POS	NO	CL	NAME	ENTRY	TIME	LAPS	GAP	MPH
1	6	1	Sharpe/Cole	Ford Falcon	1:31.830	13		102.24
2	27	1	Cameron/Horne/Burt	Porsche GT3 Cup 996	1:32.911	17	1.081	101.05
3	44	1	McCormick/Lockie	Ferrari 360 Challenge	1:32.983	10	1.153	100.98
4	26	1	Phillips/Youles	Porsche 996 GT3	1:33.840	12	2.010	100.05
5	43	2	Mercer/Fores/Paillard	Marcos Mantis	1:34.317	11	2.487	99.55
6	23	1	Eastwood/Edwards	Porsche GT3 Cup	1:35.004	10	3.174	98.83
7	3	1	Seldon/O'Brien	BMW E46 M3 GTR	1:35.464	11	3.634	98.35
8	8	1	Noble/MacKinnon/Robinson	Noble M12-2	1:35.702	12	3.872	98.11
9	1	2	Handkammer/Leslie	BMW M3 E36	1:36.213	11	4.383	97.59
10	81	3	Scott/Greensall	BMW Mini 53	1:36.327	10	4.497	97.47
11	32	2	Rodriguez/Moore	BMW E46 GTR	1:36.330	4	4.500	97.47
12	84	3	Brown/White	BMW M3 E36	1:36.907	11	5.077	96.89
13	42	2	Harrison/Bullock	Marcos Mantis	1:36.988	16	5.158	96.81
14	51	2	Firman/Morris	Porsche 911 GT3 Cup	1:37.392	16	5.562	96.41
15	63	2	Wilson/Davidson	BMW Z3M Coupe	1:38.247	14	6.417	95.57
16	12	2	Simpson/Wyatt	Marcos Mantis	1:38.446	11	6.616	95.37
17	78	3	Back/Symonds/D'Cruz	BMW M3 E36	1:38.649	13	6.819	95.18
18	24	1	Allen/Phillips	Porsche 996 GT3	1:38.756	15	6.926	95.07
19	76	3	Fenton/Gardiner	BMW M3	1:39.038	15	7.208	94.80
20	82	3	Bennett/Fothergill	BMW M3 E36	1:39.194	12	7.364	94.65
21	83	3	Ellis/Salmon	BMW M3	1:39.855	10	8.025	94.03
22	11	2	Edwards/Jenkins	Marcos Mantis	1:41.253	16	9.423	92.73
23	45	2	Upton	TVR	1:42.038	15	10.208	92.02
24	75	3	Barrett/Persson	BMW Z3M Coupe	1:42.652	16	10.822	91.46
25	10	2	Hancock/Smart	Marcos Mantis	1:43.125	11	11.295	91.05
26	58	2	Scuffham/Randall	Lotus Elise	1:43.725	11	11.895	90.52
27	59	2	Laslett/Wilshire	Lotus Exige 2	1:45.881	11	14.051	88.68

Car No's 3, 11, 63 & 83 need working transponders please.

Weather / Track : Overcast / Dry

These results are provisional until the conclusion of any judicial and technical matters.

Brands Hatch

Circuit Length = 2.6082 miles.

Start: 09:00 End: 09:30

Clerk Of Course:	Stewards:	Timekeeper:

## Britcar 2005 QUALIFYING - LAP ANALYSIS

<b>1</b>	<b>Handkammer/Leslie</b>	BMW M3 E36	
1 - 1:54.740	6 - 1:53.218	11 - 1:36.418	
2 - 1:38.090	7 - 1:36.535		
3 - 1:37.627	8 - <b>1:36.213</b>		
4 - 1:36.583	9 - 2:43.225P		
5 - 3:10.058P	10 - 2:04.841		
<b>3</b>	<b>Seldon/O'Brien</b>	BMW E46 M3 GTR	
1 - 2:35.876	6 - 4:25.081P	11 - 1:36.137	
2 - 1:43.090	7 - 2:03.902		
3 - 1:36.862	8 - 1:37.194		
4 - 1:37.068	9 - 1:39.568		
5 - <b>1:35.464</b>	10 - 1:37.207		
<b>6</b>	<b>Sharpe/Cole</b>	Ford Falcon	
1 - 2:28.188	6 - 1:32.478	11 - 1:41.819	
2 - 1:39.320	7 - 1:32.865	12 - 1:35.042	
3 - 4:27.597P	8 - <b>1:31.830</b>	13 - 1:33.547	
4 - 1:49.713	9 - 3:45.839P		
5 - 1:32.558	10 - 1:45.845		
<b>8</b>	<b>Noble/MacKinnon/Robinson</b>	Noble M12-2	
1 - 1:56.698	6 - 1:37.581	11 - 1:50.977	
2 - 1:43.155	7 - 1:41.745	12 - 1:45.500	
3 - 2:57.015P	8 - 7:40.542P		
4 - 1:46.439	9 - 2:02.538		
5 - <b>1:35.702</b>	10 - 2:52.248P		
<b>10</b>	<b>Hancock/Smart</b>	Marcos Mantis	
1 - 2:47.823	6 - 2:04.475	11 - 2:05.833	
2 - 2:01.824	7 - 1:44.621		
3 - 1:54.388	8 - 1:45.841		
4 - 1:52.131	9 - <b>1:43.125</b>		
5 - 3:44.007P	10 - 1:48.183		
<b>11</b>	<b>Edwards/Jenkins</b>	Marcos Mantis	
1 - 2:47.853	6 - 3:57.254P	11 - 1:48.108	16 - 1:44.499
2 - 1:50.038	7 - 1:56.857	12 - 1:48.927	
3 - 1:44.089	8 - 1:47.438	13 - 1:46.019	
4 - 1:41.979	9 - 1:46.218	14 - 1:44.417	
5 - <b>1:41.253</b>	10 - 1:44.519	15 - 1:45.950	

Car No's 3, 11, 63 & 83 need working transponders please.  
Weather / Track : Overcast / Dry

Brands Hatch  
Circuit Length = 2.6082 miles.  
Start: 09:00 End: 09:30

# Britcar 2005 QUALIFYING - LAP ANALYSIS

(contd.)

<b>12</b>	<b>Simpson/Wyatt</b>	Marcos Mantis			
1 -	2:20.508	6 -	1:40.432	11 -	1:39.396
2 -	1:46.388	7 -	3:36.306P		
3 -	1:45.291	8 -	1:48.996		
4 -	1:42.522	9 -	1:39.852		
5 -	1:42.009	10 -	<b>1:38.446</b>		
<b>23</b>	<b>Eastwood/Edwards</b>	Porsche GT3 Cup			
1 -	2:39.493	6 -	4:40.416P		
2 -	1:45.526	7 -	1:58.927		
3 -	1:45.536	8 -	1:37.730		
4 -	1:37.425	9 -	1:35.965		
5 -	1:37.080	10 -	<b>1:35.004</b>		
<b>24</b>	<b>Allen/Phillips</b>	Porsche 996 GT3			
1 -	2:45.819	6 -	1:51.588	11 -	1:45.079
2 -	2:03.956	7 -	1:39.546	12 -	1:39.638
3 -	2:00.093	8 -	2:25.641	13 -	<b>1:38.756</b>
4 -	1:59.153	9 -	1:39.143	14 -	1:39.602
5 -	4:36.805P	10 -	1:46.070	15 -	1:40.704
<b>26</b>	<b>Phillips/Youles</b>	Porsche 996 GT3			
1 -	1:57.028	6 -	2:04.225	11 -	1:42.457
2 -	1:36.799	7 -	1:40.419	12 -	4:25.047P
3 -	1:34.082	8 -	1:37.287		
4 -	<b>1:33.840</b>	9 -	1:38.930		
5 -	3:05.191P	10 -	3:21.041P		
<b>27</b>	<b>Cameron/Horne/Burt</b>	Porsche GT3 Cup 996			
1 -	2:07.342	6 -	1:34.356	11 -	1:40.151
2 -	1:37.110	7 -	<b>1:32.911</b>	12 -	1:39.258
3 -	1:36.488	8 -	3:15.410P	13 -	1:46.623
4 -	1:35.185	9 -	1:54.248	14 -	1:45.560
5 -	1:48.850	10 -	1:40.953	15 -	1:43.606
<b>32</b>	<b>Rodriguez/Moore</b>	BMW E46 GTR			
1 -	2:27.977				
2 -	1:40.433				
3 -	1:37.714				
4 -	<b>1:36.330</b>				

Car No's 3, 11, 63 & 83 need working transponders please.  
Weather / Track : Overcast / Dry

Brands Hatch  
Circuit Length = 2.6082 miles.  
Start: 09:00 End: 09:30

# Britcar 2005 QUALIFYING - LAP ANALYSIS

(contd.)

<b>42</b>	<b>Harrison/Bullock</b>	Marcos Mantis			
1 - 2:27.255	6 - 1:41.982	11 - 2:13.449P	16 - 1:37.190		
2 - 1:51.741	7 - 3:19.076P	12 - 1:49.324			
3 - 1:45.783	8 - 1:57.004	13 - 1:38.721			
4 - 1:42.635	9 - 1:38.190	14 - 1:37.151			
5 - 1:42.968	10 - <b>1:36.988</b>	15 - 2:06.334			
<b>43</b>	<b>Mercer/Fores/Paillard</b>	Marcos Mantis			
1 - 2:29.893	6 - 3:22.589P	11 - 1:34.391			
2 - 1:38.554	7 - 1:55.846				
3 - 1:36.073	8 - 1:37.188				
4 - 1:36.111	9 - 1:35.017				
5 - 1:35.120	10 - <b>1:34.317</b>				
<b>44</b>	<b>McCormick/Lockie</b>	Ferrari 360 Challenge			
1 - 2:18.262	6 - 1:35.721				
2 - 1:41.522	7 - <b>1:32.983</b>				
3 - 1:39.656	8 - 1:55.740				
4 - 4:53.931P	9 - 1:52.955				
5 - 1:58.289	10 - 1:44.698				
<b>45</b>	<b>Upton</b>	TVR			
1 - 2:56.684	6 - 1:47.090	11 - 1:43.640			
2 - 1:57.835	7 - 1:47.688	12 - 1:52.794			
3 - 1:55.995	8 - 2:43.922P	13 - 1:57.712			
4 - 1:59.386	9 - 2:05.065	14 - 1:44.789			
5 - 1:52.502	10 - <b>1:42.038</b>	15 - 1:55.593			
<b>51</b>	<b>Firman/Morris</b>	Porsche 911 GT3 Cup			
1 - 2:33.522	6 - 1:40.644	11 - 1:39.770	16 - 1:43.631		
2 - 1:53.162	7 - 1:39.824	12 - 2:00.433			
3 - 1:45.636	8 - 3:51.303P	13 - 1:47.852			
4 - 1:50.912	9 - 1:49.279	14 - 1:43.988			
5 - 1:49.420	10 - <b>1:37.392</b>	15 - 1:46.619			
<b>58</b>	<b>Scuffham/Randall</b>	Lotus Elise			
1 - 5:16.069	6 - 3:37.812P	11 - 4:40.191P			
2 - 1:46.536	7 - 2:02.280				
3 - 1:45.743	8 - 1:46.722				
4 - 1:44.737	9 - 1:43.914				
5 - <b>1:43.725</b>	10 - 1:54.597				

Car No's 3, 11, 63 & 83 need working transponders please.  
Weather / Track : Overcast / Dry

Brands Hatch  
Circuit Length = 2.6082 miles.  
Start: 09:00 End: 09:30

## Britcar 2005 QUALIFYING - LAP ANALYSIS

(contd.)

<b>59</b>	<b>Laslett/Wilshire</b>	<b>Lotus Exige 2</b>			
1 -	8:36.878	6 -	1:47.271	11 -	1:51.105
2 -	1:54.499	7 -	<b>1:45.881</b>		
3 -	1:50.568	8 -	1:52.631		
4 -	1:48.931	9 -	3:54.043P		
5 -	1:49.066	10 -	2:01.474		
<b>63</b>	<b>Wilson/Davidson</b>	<b>BMW Z3M Coupe</b>			
1 -	2:46.996	6 -	4:01.798P	11 -	<b>1:38.247</b>
2 -	1:46.408	7 -	1:55.229	12 -	4:48.349P
3 -	1:42.219	8 -	1:41.422	13 -	1:54.255
4 -	1:40.877	9 -	1:40.437	14 -	1:43.927
5 -	1:38.669	10 -	1:39.293		
<b>75</b>	<b>Barrett/Persson</b>	<b>BMW Z3M Coupe</b>			
1 -	2:39.223	6 -	3:42.020P	11 -	1:46.459
2 -	1:50.367	7 -	1:55.536	12 -	1:46.789
3 -	1:46.147	8 -	1:44.489	13 -	1:47.360
4 -	1:49.456	9 -	1:46.367	14 -	1:45.510
5 -	1:47.483	10 -	1:44.866	15 -	1:43.186
16 -	<b>1:42.652</b>				
<b>76</b>	<b>Fenton/Gardiner</b>	<b>BMW M3</b>			
1 -	2:03.195	6 -	1:56.879	11 -	1:51.964
2 -	1:40.315	7 -	1:47.195	12 -	1:41.682
3 -	1:39.883	8 -	1:48.011	13 -	1:41.170
4 -	1:39.348	9 -	<b>1:39.038</b>	14 -	1:41.574
5 -	3:55.895P	10 -	4:03.585P	15 -	1:39.487
<b>78</b>	<b>Back/Symonds/D'Cruz</b>	<b>BMW M3 E36</b>			
1 -	2:32.016	6 -	1:40.061	11 -	2:04.383
2 -	1:49.579	7 -	1:40.360	12 -	1:56.945
3 -	1:51.350	8 -	1:42.256	13 -	1:53.884
4 -	1:41.277	9 -	<b>1:38.649</b>		
5 -	1:40.648	10 -	3:05.648P		
<b>81</b>	<b>Scott/Greensall</b>	<b>BMW Mini 53</b>			
1 -	2:58.438	6 -	<b>1:36.327</b>		
2 -	1:40.872	7 -	4:23.812P		
3 -	1:37.688	8 -	2:05.807		
4 -	1:56.640	9 -	1:39.184		
5 -	1:37.529	10 -	1:37.172		

Car No's 3, 11, 63 & 83 need working transponders please.  
Weather / Track : Overcast / Dry

Brands Hatch  
Circuit Length = 2.6082 miles.  
Start: 09:00 End: 09:30


## Britcar 2005 QUALIFYING - LAP ANALYSIS

(contd.)

<b>82</b>	<b>Bennett/Fothergill</b>		<b>BMW M3 E36</b>
1 - 3:04.330	6 - 1:40.276	11 - <b>1:39.194</b>	
2 - 1:46.886	7 - 2:55.059P	12 - 7:05.840P	
3 - 1:44.396	8 - 2:00.445		
4 - 1:40.723	9 - 1:42.493		
5 - 1:43.919	10 - 1:40.319		
<b>83</b>	<b>Ellis/Salmon</b>		<b>BMW M3</b>
1 - 2:56.260	6 - 5:01.829		
2 - 2:01.269	7 - 1:40.690		
3 - 1:42.369	8 - 1:40.543		
4 - 1:42.703	9 - <b>1:39.855</b>		
5 - 1:41.676	10 - 1:41.849		
<b>84</b>	<b>Brown/White</b>		<b>BMW M3 E36</b>
1 - 2:36.653	6 - 1:51.263	11 - <b>1:36.907</b>	
2 - 1:42.895	7 - 1:38.569		
3 - 1:39.622	8 - 1:40.111		
4 - 1:37.441	9 - 1:37.525		
5 - 3:14.888P	10 - 1:37.196		

Car No's 3, 11, 63 & 83 need working transponders please.  
Weather / Track : Overcast / Dry

**Britcar 2005  
GRID - RACE 1**

ROW 14	59	Laslett/Wilshire	
ROW 13	10	Hancock/Smart	58 Scuffham/Randall
ROW 12	45	Upton	75 Barrett/Persson
ROW 11	83	Ellis/Salmon	11 Edwards/Jenkins
ROW 10	76	Fenton/Gardiner	82 Bennett/Fothergill
ROW 9	78	Back/Symonds/D'Cruz	24 Allen/Phillips
ROW 8	63	Wilson/Davidson	12 Simpson/Wyatt
ROW 7	42	Harrison/Bullock	51 Firman/Morris
ROW 6	32	Rodriguez/Moore	84 Brown/White
ROW 5	1	Handkammer/Leslie	81 Scott/Greensall
ROW 4	3	Seldon/O'Brien	8 Noble/MacKinnon/Robinson
ROW 3	43	Mercer/Fores/Paillard	23 Eastwood/Edwards
ROW 2	44	McCormick/Lockie	26 Phillips/Youles
ROW 1	6	Sharpe/Cole	27 Cameron/Horne/Burt
<b>POLE</b>			
			

**Car No's 3, 11, 63 & 83 need working transponders please.**

**Weather / Track : Overcast / Dry**

**These results are provisional until the conclusion of any judicial and technical matters.**

Brands Hatch

Circuit Length = 2.6082 miles.

Start: 09:00 End: 09:30

Clerk Of Course:	Stewards:	Timekeeper:
------------------	-----------	-------------

# Britcar 2005

## RACE CLASSIFICATION - RACE 1 - 1 Hour

POS	NO	CL	NAME	ENTRY	TIME	LAPS	GAP	MPH	BEST
1	43	2	<b>Mercer/Fores</b>	Marcos Mantis	1:02:40.882	37		92.39	1:34.992
2	26	1	<b>Phillips/Youles</b>	Porsche 996 GT3	1:02:56.590	37	15.708	92.00	1:32.530
3	44	1	<b>McCormick/Lockie</b>	Ferrari 360 Challenge	1:03:24.781	37	43.899	91.32	1:33.427
4	1	2	<b>Handkammer/Leslie</b>	BMW M3 E36	1:03:28.586	37	47.704	91.23	1:35.604
5	6	1	<b>Sharpe/Cole</b>	Ford Falcon	1:05:04.457	37	2:23.575	88.99	1:32.624
6	42	2	<b>Harrison/Bullock</b>	Marcos Mantis	1:05:18.358	37	2:37.476	88.68	1:35.412
7	3	1	<b>Seldon/O'Brien</b>	BMW E46 M3 GTR	1:05:20.164	37	2:39.282	88.63	1:35.958
8	76	3	<b>Fenton/Gardiner</b>	BMW M3	1:05:22.896	37	2:42.014	88.57	1:38.880
9	27	1	<b>Cameron/Horne</b>	Porsche GT3 Cup 996	1:03:23.059	36	1 LAP	88.90	1:33.165
10	12	2	<b>Simpson/Wyatt</b>	Marcos Mantis	1:03:26.170	36	1 LAP	88.82	1:35.424
11	45	2	<b>Upton</b>	TVR	1:04:29.373	36	1 LAP	87.37	1:39.169
12	82	3	<b>Bennett/Fothergill</b>	BMW M3 E36	1:05:22.281	36	1 LAP	86.19	1:39.140
13	24	1	<b>Allen/Phillips</b>	Porsche 996 GT3	1:02:47.788	35	2 LAPS	87.24	1:35.542
14	75	3	<b>Barrett/Persson</b>	BMW Z3M Coupe	1:03:22.473	35	2 LAPS	86.44	1:42.561
15	59	2	<b>Laslett/Wilshire</b>	Lotus Exige 2	1:04:54.755	35	2 LAPS	84.39	1:43.368
16	63	2	<b>Wilson/Davidson</b>	BMW Z3M Coupe	1:03:21.998	34	3 LAPS	83.98	1:38.657
17	10	2	<b>Hancock/Smart</b>	Marcos Mantis	1:04:13.605	34	3 LAPS	82.86	1:41.792
18	83	3	<b>Ellis/Salmon</b>	BMW M3	1:05:18.826	34	3 LAPS	81.48	1:38.663
19	51	2	<b>Firman/Morris</b>	Porsche 911 GT3 Cup	58:30.406	34	D.N.F.	90.96	1:36.963
20	78	3	<b>Symonds/D'Cruz</b>	BMW M3 E36	1:00:49.138	33	D.N.F.	84.93	1:39.775
21	81	3	<b>Scott/Greensall</b>	BMW Mini 53	53:50.150	30	D.N.F.	87.22	1:36.260
22	11	2	<b>Edwards/Jenkins</b>	Marcos Mantis	57:28.940	30	D.N.F.	81.69	1:41.615
23	84	3	<b>Brown/White</b>	BMW M3 E36	44:38.752	27	D.N.F.	94.66	1:35.571
24	58	2	<b>Scuffham/Randall</b>	Lotus Elise	36:48.129	20	D.N.F.	85.07	1:41.934
25	32	2	<b>Rodriguez/Moore</b>	BMW E46 GTR	27:18.544	10	D.N.F.	57.34	1:35.780
26	8	1	<b>Noble/MacKinnon/Robinson</b>	Noble M12-2	5:03.563	3	D.N.F.	93.01	1:37.893

### FASTEST LAP

26	1	<b>Phillips/Youles</b>	Porsche 996 GT3	1:32.530	34	101.47mph	163.30kph
43	2	<b>Mercer/Fores</b>	Marcos Mantis	1:34.992	7	98.84mph	159.07kph
84	3	<b>Brown/White</b>	BMW M3 E36	1:35.571	6	98.24mph	158.11kph

Weather / Track : Overcast / Dry

Brands Hatch  
Circuit Length = 2.6082 miles.  
Start: 12:49 End: 13:49

Clerk of Course:	Stewards:	Timekeeper:
------------------	-----------	-------------

# Britcar 2005

## RACE CLASSIFICATION - RACE 1

POS	NO	CL	NAME	ENTRY	TIME	LAPS	GAP	MPH	BEST
1	6	1	Sharpe/Cole	Ford Falcon	1:41:08.380	59		91.30	1:32.165
2	26	1	Phillips/Youles	Porsche 996 GT3	1:41:12.962	59	4.582	91.23	1:32.375
3	44	1	McCormick/Lockie	Ferrari 360 Challenge	1:41:17.921	59	9.541	91.15	1:33.427
4	1	2	Handkammer/Leslie	BMW M3 E36	1:41:51.278	59	42.898	90.66	1:35.604
5	27	1	Cameron/Horne	Porsche GT3 Cup 996	1:41:14.171	58	1 LAP	89.66	1:33.013
6	3	1	Seldon/O'Brien	BMW E46 M3 GTR	1:41:22.250	57	2 LAPS	88.00	1:35.958
7	42	2	Harrison/Bullock	Marcos Mantis	1:41:58.415	57	2 LAPS	87.48	1:35.412
8	45	2	Upton	TVR	1:41:58.665	57	2 LAPS	87.48	1:38.844
9	76	3	Fenton/Gardiner	BMW M3	1:42:02.456	57	2 LAPS	87.42	1:38.880
10	82	3	Bennett/Fothergill	BMW M3 E36	1:42:01.768	56	3 LAPS	85.90	1:39.140
11	24	1	Allen/Phillips	Porsche 996 GT3	1:42:12.597	56	3 LAPS	85.75	1:35.542
12	75	3	Barrett/Persson	BMW Z3M Coupe	1:42:31.757	56	3 LAPS	85.48	1:42.561
13	59	2	Laslett/Wilshire	Lotus Exige 2	1:42:49.241	56	3 LAPS	85.24	1:43.368
14	10	2	Hancock/Smart	Marcos Mantis	1:42:30.048	55	4 LAPS	83.98	1:41.792
15	51	2	Firman/Morris	Porsche 911 GT3 Cup	1:42:29.583	54	5 LAPS	82.46	1:36.963
16	83	3	Ellis/Salmon	BMW M3	1:38:52.415	52	7 LAPS	82.31	1:38.663
17	43	2	Mercer/Fores	Marcos Mantis	1:21:49.501	47	12 LAPS	89.90	1:34.992

### NOT CLASSIFIED

12	2	Simpson/Wyatt	Marcos Mantis	1:15:57.676	42	D.N.F.	86.54	1:35.424
63	2	Wilson/Davidson	BMW Z3M Coupe	1:18:35.669	38	D.N.F.	75.67	1:38.657
81	3	Scott/Greensall	BMW Mini 53	1:27:14.252	35	D.N.F.	62.79	1:36.260
78	3	Symonds/D'Cruz	BMW M3 E36	1:00:49.138	33	D.N.F.	84.93	1:39.775
11	2	Edwards/Jenkins	Marcos Mantis	57:28.940	30	D.N.F.	81.69	1:41.615
84	3	Brown/White	BMW M3 E36	44:38.752	27	D.N.F.	94.66	1:35.571
58	2	Scuffham/Randall	Lotus Elise	36:48.129	20	D.N.F.	85.07	1:41.934
32	2	Rodriguez/Moore	BMW E46 GTR	27:18.544	10	D.N.F.	57.34	1:35.780
8	1	Noble/MacKinnon/Robinson	Noble M12-2	5:03.563	3	D.N.F.	93.01	1:37.893

### FASTEST LAP

6	1	Sharpe/Cole	Ford Falcon	1:32.165	56	101.87mph	163.95kph
43	2	Mercer/Fores	Marcos Mantis	1:34.992	7	98.84mph	159.07kph
84	3	Brown/White	BMW M3 E36	1:35.571	6	98.24mph	158.11kph

Weather / Track : Overcast / Dry

These results are provisional until the conclusion of any judicial and technical matters.

Brands Hatch

Circuit Length = 2.6082 miles.

Start: 12:49 End: 14:30

Clerk Of Course:

Stewards:

Timekeeper:

# Britcar 2005

## RACE CLASSIFICATION - RACE 1 - LAP CHART

Lap 1			Lap 2			Lap 3			Lap 4			Lap 5		
No	Behind	Laptime	No	Behind	Laptime	No	Behind	Laptime	No	Behind	Laptime	No	Behind	Laptime
6		1:37.917	6		1:33.936	6		1:32.847	6		1:32.676	6		1:32.672
3	7.600	1:45.517	3	11.124	1:37.460	3	14.920	1:36.643	43	19.466	1:37.021	43	22.535	1:35.741
43	7.710	1:45.627	43	11.367	1:37.593	43	15.121	1:36.601	3	19.639	1:37.395	3	23.543	1:36.576
8	9.684	1:47.601	8	13.817	1:38.069	8	18.863	1:37.893	12	24.934	1:35.424	12	29.639	1:37.377
44	10.550	1:48.467	1	14.437	1:37.682	1	19.625	1:38.035	1	24.982	1:38.033	1	30.733	1:38.423
1	10.691	1:48.608	44	17.049	1:40.435	12	22.186	1:37.194	24	27.612	1:36.315	24	31.402	1:36.462
81	12.321	1:50.238	81	17.250	1:38.865	81	23.517	1:39.114	81	29.058	1:38.217	81	33.130	1:36.744
84	13.833	1:51.750	84	17.705	1:37.808	24	23.973	1:36.861	84	32.412	1:37.918	84	36.124	1:36.384
27	13.834	1:51.751	12	17.839	1:37.665	84	27.170	1:42.312	42	32.811	1:37.899	42	36.461	1:36.322
26	14.023	1:51.940	24	19.959	1:38.758	44	27.478	1:43.276	44	35.879	1:41.077	44	42.989	1:39.782
12	14.110	1:52.027	42	20.823	1:39.732	42	27.588	1:39.612	51	37.612	1:39.505	51	43.685	1:38.745
42	15.027	1:52.944	51	24.910	1:43.198	51	30.783	1:38.720	63	41.448	1:40.631	76	48.879	1:39.786
24	15.137	1:53.054	63	25.525	1:43.994	63	33.493	1:40.815	76	41.765	1:40.585	63	50.629	1:41.853
63	15.467	1:53.384	27	25.762	1:45.864	76	33.856	1:40.631	27	44.328	1:41.054	27	51.554	1:39.898
51	15.648	1:53.565	76	26.072	1:44.207	27	35.950	1:43.035	82	44.874	1:40.981	82	52.199	1:39.997
76	15.801	1:53.718	26	26.216	1:46.129	82	36.569	1:42.529	26	45.183	1:40.974	26	52.396	1:39.885
82	16.340	1:54.257	82	26.887	1:44.483	26	36.885	1:43.516	83	46.219	1:40.774	83	53.889	1:40.342
45	17.947	1:55.864	83	29.196	1:44.526	83	38.121	1:41.772	58	51.536	1:42.854	58	1:01.722	1:42.858
83	18.606	1:56.523	58	29.856	1:44.415	58	41.358	1:44.349	75	53.296	1:43.785	75	1:04.340	1:43.716
58	19.377	1:57.294	75	30.405	1:43.896	75	42.187	1:44.629	78	53.931	1:41.409	78	1:04.909	1:43.650
78	20.419	1:58.336	45	31.989	1:47.978	45	44.118	1:44.976	45	55.789	1:44.347	45	1:05.916	1:42.799
75	20.445	1:58.362	78	33.194	1:46.711	78	45.198	1:44.851	59	58.806	1:45.160	59	1:12.471	1:46.337
59	21.282	1:59.199	59	33.769	1:46.423	59	46.322	1:45.400	11	59.837	1:44.596	11	1:22.543	1:55.378
11	23.114	2:01.031	11	35.369	1:46.191	11	47.917	1:45.395	10	1:27.995	1:45.171			
10	46.696	2:24.613	10	1:02.010	1:49.250	10	1:15.500	1:46.337						

# Britcar 2005

## RACE CLASSIFICATION - RACE 1 - LAP CHART

(contd.)

Lap 6			Lap 7			Lap 8			Lap 9			Lap 10		
No	Behind	Laptime	No	Behind	Laptime	No	Behind	Laptime	No	Behind	Laptime	No	Behind	Laptime
6		1:34.804	6		1:34.654	6		1:34.179	6		1:34.225	6		1:36.592
10	1 LAP	1:45.037	10	1 LAP	1:45.210	11	1 LAP	1:46.753	59	1 LAP	1:44.815	78	1 LAP	1:44.202
43	22.776	1:35.045	43	23.114	1:34.992	32	7 LAPS	12:46.623	32	7 LAPS	1:37.246	75	1 LAP	1:43.528
3	24.697	1:35.958	3	26.005	1:35.962	43	24.339	1:35.404	11	1 LAP	1:45.635	45	1 LAP	1:43.674
12	31.025	1:36.190	12	33.309	1:36.938	10	1 LAP	1:44.404	43	25.211	1:35.097	32	7 LAPS	1:37.822
24	33.134	1:36.536	24	34.962	1:36.482	3	27.908	1:36.082	3	30.038	1:36.355	59	1 LAP	1:47.006
1	34.958	1:39.029	1	36.776	1:36.472	12	34.961	1:35.831	12	37.158	1:36.422	43	25.581	1:36.962
81	35.385	1:37.059	81	37.873	1:37.142	24	36.325	1:35.542	24	37.952	1:35.852	3	31.487	1:38.041
84	36.891	1:35.571	84	38.044	1:35.807	1	38.579	1:35.982	10	1 LAP	1:47.094	11	1 LAP	1:46.475
42	37.653	1:35.996	42	38.411	1:35.412	84	39.812	1:35.947	1	40.582	1:36.228	12	39.094	1:38.528
44	49.101	1:40.916	51	52.978	1:38.476	42	40.605	1:36.373	84	41.449	1:35.862	24	40.142	1:38.782
51	49.156	1:40.275	44	56.069	1:41.622	81	41.869	1:38.175	42	41.906	1:35.526	1	40.782	1:36.792
76	53.589	1:39.514	76	58.847	1:39.912	51	57.689	1:38.890	81	44.023	1:36.379	84	41.762	1:36.905
63	55.298	1:39.473	63	1:00.177	1:39.533	44	1:01.139	1:39.249	51	1:02.800	1:39.336	42	42.880	1:37.566
27	55.498	1:38.748	27	1:00.488	1:39.644	76	1:03.732	1:39.064	44	1:06.317	1:39.403	81	45.414	1:37.983
26	55.746	1:38.154	26	1:00.690	1:39.598	63	1:04.874	1:38.876	76	1:08.387	1:38.880	10	1 LAP	1:47.585
82	57.238	1:39.843	82	1:01.724	1:39.140	27	1:05.041	1:38.732	63	1:09.306	1:38.657	51	1:05.775	1:39.567
83	57.748	1:38.663	83	1:01.866	1:38.772	26	1:05.213	1:38.702	27	1:09.487	1:38.671	44	1:09.119	1:39.394
58	1:09.757	1:42.839	58	1:18.760	1:43.657	82	1:07.241	1:39.696	26	1:09.639	1:38.651	76	1:11.329	1:39.534
78	1:11.758	1:41.653	78	1:19.309	1:42.205	83	1:07.765	1:40.078	82	1:14.309	1:41.293	63	1:12.029	1:39.315
75	1:13.015	1:43.479	45	1:21.393	1:41.728	58	1:27.383	1:42.802	83	1:15.911	1:42.371	27	1:12.198	1:39.303
45	1:14.319	1:43.207	75	1:22.795	1:44.434	78	1:29.063	1:43.933	58	1:36.452	1:43.294	82	1:17.415	1:39.698
59	1:22.833	1:45.166	59	1:32.891	1:44.712	75	1:32.281	1:43.665				83	1:20.867	1:41.548
11	1:34.122	1:46.383				45	1:33.207	1:45.993						

Weather / Track : Overcast / Dry

Brands Hatch  
Circuit Length = 2.6082 miles.  
Start: 12:49 End: 14:30

# Britcar 2005

## RACE CLASSIFICATION - RACE 1 - LAP CHART

(contd.)

Lap 11			Lap 12			Lap 13			Lap 14			Lap 15		
No	Behind	Laptime	No	Behind	Laptime	No	Behind	Laptime	No	Behind	Laptime	No	Behind	Laptime
6		1:35.362	6		1:35.231	6		1:34.428	6		1:35.349	6		1:35.694
58	1 LAP	1:42.602	58	1 LAP	1:42.635	83	1 LAP	1:41.817	83	1 LAP	1:42.774	82	1 LAP	1:41.514
78	1 LAP	1:43.056	78	1 LAP	1:42.673	32	7 LAPS	1:35.958	32	7 LAPS	1:36.750	83	1 LAP	1:42.549
75	1 LAP	1:43.488	32	7 LAPS	1:37.075	58	1 LAP	1:43.889	43	29.750	1:36.494	32	7 LAPS	1:36.454
45	1 LAP	1:42.953	45	1 LAP	1:42.372	78	1 LAP	1:41.750	58	1 LAP	1:42.414	43	29.260	1:35.204
32	7 LAPS	1:35.992	75	1 LAP	1:44.360	43	28.605	1:36.426	78	1 LAP	1:42.833	58	1 LAP	1:42.507
43	26.201	1:35.982	43	26.607	1:35.637	45	1 LAP	1:43.731	45	1 LAP	1:42.028	78	1 LAP	1:41.618
59	1 LAP	1:45.904	3	34.708	1:36.957	75	1 LAP	1:43.572	3	38.323	1:36.526	3	40.139	1:37.510
3	32.982	1:36.857	59	1 LAP	1:45.279	3	37.146	1:36.866	75	1 LAP	1:43.361	45	1 LAP	1:40.400
12	40.697	1:36.965	12	42.930	1:37.464	12	45.811	1:37.309	24	47.399	1:36.421	24	48.682	1:36.977
24	41.406	1:36.626	24	43.631	1:37.456	24	46.327	1:37.124	1	48.267	1:36.795	1	49.400	1:36.827
1	42.524	1:37.104	1	43.875	1:36.582	1	46.821	1:37.374	84	48.846	1:36.808	84	49.732	1:36.580
84	43.693	1:37.293	84	44.553	1:36.091	84	47.387	1:37.262	42	49.606	1:37.222	42	50.211	1:36.299
42	44.522	1:37.004	42	45.122	1:35.831	42	47.733	1:37.039	59	1 LAP	1:46.182	12	1:12.650	1:38.918
11	1 LAP	1:47.880	81	47.604	1:36.523	81	49.441	1:36.265	12	1:09.426	1:58.964	59	1 LAP	1:46.679
81	46.312	1:36.260	11	1 LAP	1:44.757	59	1 LAP	1:46.646	11	1 LAP	1:48.322	75	1 LAP	2:12.287
10	1 LAP	1:43.603	10	1 LAP	1:43.521	11	1 LAP	1:45.242	51	1:22.295	1:39.686	26	1 LAP	1:36.439
51	1:10.359	1:39.946	51	1:13.929	1:38.801	10	1 LAP	1:43.255	10	1 LAP	1:43.984	51	1:27.302	1:40.701
44	1:12.616	1:38.859	44	1:16.095	1:38.710	51	1:17.958	1:38.457	44	1:24.343	1:39.266	44	1:29.729	1:41.080
76	1:15.540	1:39.573	76	1:19.991	1:39.682	44	1:20.426	1:38.759	26	1 LAP	1:34.898	11	1 LAP	1:47.790
27	1:16.836	1:40.000	27	1:20.227	1:38.622	27	1:25.680	1:39.881	27	1:31.169	1:40.838	10	1 LAP	1:43.499
63	1:17.827	1:41.160	63	1:22.821	1:40.225	26	1 LAP	1:35.279	76	1:32.136	1:39.776			
26	1 LAP	3:21.852P	26	1 LAP	1:40.807	76	1:27.709	1:42.146	63	1:33.627	1:40.715			
82	1:21.849	1:39.796	82	1:26.650	1:40.032	63	1:28.261	1:39.868						
83	1:28.460	1:42.955				82	1:32.640	1:40.418						

# Britcar 2005

## RACE CLASSIFICATION - RACE 1 - LAP CHART

(contd.)

Lap 16			Lap 17			Lap 18			Lap 19			Lap 20		
No	Behind	Laptime	No	Behind	Laptime	No	Behind	Laptime	No	Behind	Laptime	No	Behind	Laptime
6		1:35.001	6		1:35.386	6		1:41.545	6		1:42.022	6		1:44.030
27	1 LAP	1:40.086	10	2 LAPS	1:43.955	44	1 LAP	1:44.106	44	1 LAP	1:42.714	44	1 LAP	1:42.788
76	1 LAP	1:41.123	27	1 LAP	1:42.081	10	2 LAPS	2:10.175	76	2 LAPS	3:26.173P	76	2 LAPS	1:50.317
63	1 LAP	1:39.946	63	1 LAP	1:41.051	27	1 LAP	2:08.914	24	1 LAP	3:30.371P	83	3 LAPS	5:27.177P
82	1 LAP	1:40.985	11	2 LAPS	1:47.792	63	1 LAP	2:09.153	10	2 LAPS	2:27.675	27	1 LAP	1:40.213
83	1 LAP	1:43.258	76	1 LAP	1:42.051	11	2 LAPS	2:10.241	27	1 LAP	2:27.350	43	1:16.158	1:38.089
32	7 LAPS	1:35.780	82	1 LAP	1:41.107	82	1 LAP	2:04.621	63	1 LAP	2:26.532	63	1 LAP	1:41.518
43	29.901	1:35.642	32	7 LAPS	1:38.844	43	40.311	1:50.615	11	2 LAPS	2:26.511	1	1:19.557	1:40.229
3	42.997	1:37.859	43	31.241	1:36.726	58	2 LAPS	3:14.546P	82	1 LAP	2:26.095	84	1:20.707	1:40.630
81	2 LAPS	4:42.018P	83	1 LAP	1:44.041	1	59.013	1:47.019	43	1:22.099	2:23.810	26	1 LAP	1:36.218
58	1 LAP	1:43.320	3	45.498	1:37.887	84	1:00.190	1:47.241	58	2 LAPS	2:21.294	42	1:22.337	1:41.767
78	1 LAP	1:43.504	24	51.767	1:37.190	42	1:01.534	1:46.910	1	1:23.358	2:06.367	82	1 LAP	1:44.493
45	1 LAP	1:41.335	1	53.539	1:38.049	78	1 LAP	1:56.161	84	1:24.107	2:05.939	58	2 LAPS	1:45.375
24	49.963	1:36.282	84	54.494	1:38.582	45	1 LAP	1:57.851	42	1:24.600	2:05.088	24	1 LAP	2:10.156
1	50.876	1:36.477	42	56.169	1:39.606	81	2 LAPS	1:56.745	78	1 LAP	1:57.763	81	2 LAPS	1:40.223
84	51.298	1:36.567	78	1 LAP	1:45.946	26	1 LAP	1:37.935	45	1 LAP	1:56.749	11	2 LAPS	1:47.335
42	51.949	1:36.739	45	1 LAP	1:45.001	75	1 LAP	1:45.126	81	2 LAPS	1:55.954	78	1 LAP	1:44.120
12	1:14.219	1:36.570	81	2 LAPS	1:49.672	51	1:36.472	1:43.804	26	1 LAP	1:49.595	51	1:30.854	1:38.124
75	1 LAP	1:43.318	12	1:19.018	1:40.185	59	1 LAP	1:45.639	3	1 LAP	4:15.040P	10	2 LAPS	1:57.165
59	1 LAP	1:45.989	26	1 LAP	1:35.355				75	1 LAP	1:42.561	45	1 LAP	1:48.843
26	1 LAP	1:34.180	75	1 LAP	1:43.592				51	1:36.760	1:42.310			
51	1:30.943	1:38.642	51	1:34.213	1:38.656				12	1 LAP	3:43.136P			
44	1:33.985	1:39.257	59	1 LAP	1:47.210				59	1 LAP	1:44.598			

# Britcar 2005

## RACE CLASSIFICATION - RACE 1 - LAP CHART

(contd.)

Lap 21			Lap 22			Lap 23			Lap 24			Lap 25		
No	Behind	Laptime	No	Behind	Laptime	No	Behind	Laptime	No	Behind	Laptime	No	Behind	Laptime
6		1:34.594	6		1:35.945	6		1:34.140	6		1:34.165	6		1:32.865
75	2 LAPS	1:43.314	51	1 LAP	1:40.117	82	2 LAPS	1:41.970	81	3 LAPS	1:39.345	81	3 LAPS	1:38.895
44	1 LAP	1:38.807	78	2 LAPS	1:45.591	58	3 LAPS	1:41.934	27	2 LAPS	1:42.346	27	2 LAPS	1:41.105
59	2 LAPS	1:44.691	11	3 LAPS	1:48.793	51	1 LAP	1:38.746	82	2 LAPS	1:40.588	51	1 LAP	1:37.932
12	2 LAPS	1:52.660	10	3 LAPS	1:46.362	78	2 LAPS	1:42.712	51	1 LAP	1:37.497	82	2 LAPS	1:41.291
3	2 LAPS	1:54.557	44	1 LAP	1:41.112	11	3 LAPS	1:43.631	44	1 LAP	1:38.567	44	1 LAP	1:37.473
76	2 LAPS	1:40.405	75	2 LAPS	1:45.089	44	1 LAP	1:38.299	78	2 LAPS	1:47.381	78	2 LAPS	1:43.872
83	3 LAPS	1:49.440	24	2 LAPS	1:56.358	75	2 LAPS	1:43.066	11	3 LAPS	1:46.493	3	2 LAPS	1:40.853
43	1:16.788	1:35.224	45	2 LAPS	1:48.142	10	3 LAPS	1:45.936	3	2 LAPS	1:40.640	45	2 LAPS	1:41.459
26	1 LAP	1:34.526	3	2 LAPS	1:40.400	45	2 LAPS	1:44.027	75	2 LAPS	1:43.968	75	2 LAPS	1:42.855
1	1:22.414	1:37.451	59	2 LAPS	1:43.712	3	2 LAPS	1:38.856	45	2 LAPS	1:43.948	10	3 LAPS	1:42.017
27	1 LAP	1:41.202	12	2 LAPS	1:42.825	59	2 LAPS	1:44.346	10	3 LAPS	1:45.598	12	2 LAPS	1:42.349
84	1:23.386	1:37.273	76	2 LAPS	1:40.179	12	2 LAPS	1:42.644	63	3 LAPS	3:53.326P	76	2 LAPS	1:39.857
42	1:23.685	1:35.942	83	3 LAPS	1:41.886	24	2 LAPS	1:53.433	12	2 LAPS	1:41.660	59	2 LAPS	1:44.172
63	1 LAP	1:40.793	43	1:16.460	1:35.617	76	2 LAPS	1:39.088	59	2 LAPS	1:44.072	63	3 LAPS	1:52.349
82	1 LAP	1:40.954	26	1 LAP	1:33.579	26	1 LAP	1:33.457	76	2 LAPS	1:39.611	24	2 LAPS	1:48.330
81	2 LAPS	1:38.406	1	1:23.013	1:36.544	43	1:18.690	1:36.370	24	2 LAPS	1:49.363	11	3 LAPS	2:08.671
58	2 LAPS	1:43.251	84	1:23.363	1:35.922	83	3 LAPS	1:41.032	26	1 LAP	1:33.822	26	1 LAP	1:33.544
			42	1:24.730	1:36.990	1	1:25.156	1:36.283	43	1:20.108	1:35.583	43	1:23.306	1:36.063
			27	1 LAP	1:42.671	84	1:25.687	1:36.464	83	3 LAPS	1:40.083	42	1:33.323	1:38.549
			81	2 LAPS	1:38.259	42	1:26.264	1:35.674	1	1:27.020	1:36.029	84	1:33.724	1:39.050
									84	1:27.539	1:36.017			
									42	1:27.639	1:35.540			

# Britcar 2005

## RACE CLASSIFICATION - RACE 1 - LAP CHART

(contd.)

Lap 26			Lap 27			Lap 28			Lap 29			Lap 30		
No	Behind	Laptime	No	Behind	Laptime	No	Behind	Laptime	No	Behind	Laptime	No	Behind	Laptime
6		1:34.629	6		1:37.023	6		1:32.624	6		1:35.604	6		3:30.588P
1	1 LAP	1:40.951	84	1 LAP	1:39.126	42	1 LAP	1:35.813	24	3 LAPS	1:46.437	51	1 LAP	3:11.286P
83	4 LAPS	1:45.211	1	1 LAP	1:40.351	84	1 LAP	1:35.643	42	1 LAP	1:36.270	83	4 LAPS	3:14.287P
81	3 LAPS	1:38.638	83	4 LAPS	1:41.286	1	1 LAP	1:41.189	27	3 LAPS	3:06.643P	26	1 LAP	2:18.625
51	1 LAP	1:37.893	81	3 LAPS	1:39.516	83	4 LAPS	1:41.259	44	2 LAPS	3:04.333P	59	2 LAPS	2:19.825
27	2 LAPS	1:41.007	51	1 LAP	1:37.137	81	3 LAPS	1:38.594	83	4 LAPS	1:43.746	24	2 LAPS	2:14.132
82	2 LAPS	1:40.210	27	2 LAPS	1:41.513	51	1 LAP	1:36.963	51	1 LAP	1:38.473	1	1 LAP	2:11.887
44	1 LAP	1:37.028	82	2 LAPS	1:40.149	82	2 LAPS	1:42.011	81	3 LAPS	1:41.070	82	2 LAPS	2:10.596
3	2 LAPS	1:39.916	44	1 LAP	1:36.909	3	2 LAPS	1:39.084	3	2 LAPS	1:38.316	27	2 LAPS	2:03.570
45	2 LAPS	1:41.056	3	2 LAPS	1:38.522	45	2 LAPS	1:40.519	45	2 LAPS	1:41.934	44	1 LAP	2:00.917
78	2 LAPS	1:44.559	45	2 LAPS	1:39.844	76	2 LAPS	1:40.347	76	2 LAPS	1:40.279	81	2 LAPS	1:56.984
75	2 LAPS	1:43.313	78	2 LAPS	1:43.017	78	2 LAPS	1:43.359	78	2 LAPS	1:42.885	3	1 LAP	1:45.601
10	3 LAPS	1:41.792	10	3 LAPS	1:41.983	10	3 LAPS	1:42.022	10	3 LAPS	1:42.953	75	2 LAPS	3:14.761P
76	2 LAPS	1:39.559	76	2 LAPS	1:39.887	75	2 LAPS	1:43.115	75	2 LAPS	1:43.850	45	1 LAP	1:44.031
12	2 LAPS	1:43.294	75	2 LAPS	1:44.660	12	2 LAPS	1:42.925	63	3 LAPS	1:43.837	76	1 LAP	1:44.359
59	2 LAPS	1:43.368	12	2 LAPS	1:42.362	63	3 LAPS	1:40.513	12	2 LAPS	1:45.435	63	2 LAPS	1:46.886
63	3 LAPS	1:40.474	63	3 LAPS	1:40.018	59	2 LAPS	1:43.556	26	1 LAP	2:10.310	12	1 LAP	1:46.887
11	3 LAPS	1:45.741	59	2 LAPS	1:44.128	26	1 LAP	1:33.972	59	2 LAPS	2:12.290	43	1:32.233	1:51.666
24	2 LAPS	1:47.918	26	1 LAP	1:35.292	43	1:26.643	1:36.335	42	1:57.857	1:55.359			
26	1 LAP	1:33.398	11	3 LAPS	1:43.172	11	3 LAPS	1:41.898	24	2 LAPS	1:57.499			
43	1:24.010	1:35.333	43	1:22.932	1:35.945				1	1 LAP	3:24.448P			
42	1:35.666	1:36.972	24	2 LAPS	1:46.364				82	2 LAPS	3:07.429P			
									27	2 LAPS	1:51.806			
									44	1 LAP	1:55.114			
									81	2 LAPS	1:54.764			
									3	1 LAP	1:42.676			
									45	1 LAP	1:43.999			
									76	1 LAP	1:41.543			
									10	2 LAPS	1:55.605			
									63	2 LAPS	1:49.075			
									12	1 LAP	1:48.589			
									43	3:11.155	3:20.116P			
									11	3 LAPS	3:26.430P			

# Britcar 2005

## RACE CLASSIFICATION - RACE 1 - LAP CHART

(contd.)

Lap 31			Lap 32			Lap 33			Lap 34			Lap 35		
No	Behind	Laptime	No	Behind	Laptime	No	Behind	Laptime	No	Behind	Laptime	No	Behind	Laptime
6		1:50.570	6		1:35.291	6		1:35.646	6		1:35.275	6		1:35.122
51	1 LAP	1:51.632	51	1 LAP	1:43.452	51	1 LAP	1:43.169	10	4 LAPS	1:48.897	75	3 LAPS	1:44.726
42	1 LAP	3:37.490P	83	4 LAPS	1:43.721	26	1 LAP	1:33.736	26	1 LAP	1:33.379	12	2 LAPS	1:43.951
83	4 LAPS	1:56.884	26	1 LAP	1:34.203	27	2 LAPS	1:35.207	27	2 LAPS	1:34.032	10	4 LAPS	1:47.937
26	1 LAP	1:35.199	42	1 LAP	1:47.949	44	1 LAP	1:34.902	44	1 LAP	1:33.963	26	1 LAP	1:32.530
1	1 LAP	1:37.423	27	2 LAPS	1:33.165	42	1 LAP	1:39.888	51	1 LAP	1:43.812	27	2 LAPS	1:33.236
27	2 LAPS	1:35.779	1	1 LAP	1:35.739	1	1 LAP	1:37.039	1	1 LAP	1:35.811	44	1 LAP	1:33.427
44	1 LAP	1:35.308	44	1 LAP	1:33.711	83	4 LAPS	1:45.565	42	1 LAP	1:39.196	1	1 LAP	1:35.719
59	2 LAPS	1:45.650	81	2 LAPS	1:41.296	3	1 LAP	1:36.807	83	4 LAPS	1:42.273	51	1 LAP	1:42.893
81	2 LAPS	1:40.807	3	1 LAP	1:38.541	82	2 LAPS	1:41.144	82	2 LAPS	1:40.089	42	1 LAP	1:39.218
82	2 LAPS	1:44.257	82	2 LAPS	1:42.007	59	2 LAPS	1:45.240	3	1 LAP	1:51.154	83	4 LAPS	1:42.638
3	1 LAP	1:41.289	59	2 LAPS	1:46.048	76	1 LAP	1:40.125	76	1 LAP	1:43.493	82	2 LAPS	1:40.240
24	2 LAPS	1:49.284	24	2 LAPS	1:45.383	24	2 LAPS	1:44.515	59	2 LAPS	1:47.244	3	1 LAP	1:36.976
11	4 LAPS	2:45.625P	76	1 LAP	1:39.184	45	1 LAP	1:40.830	24	2 LAPS	1:45.661	76	1 LAP	1:40.461
78	3 LAPS	4:59.982P	11	4 LAPS	1:49.275	78	3 LAPS	1:40.681	45	1 LAP	1:43.581	45	1 LAP	1:39.169
76	1 LAP	1:39.633	45	1 LAP	1:41.078	11	4 LAPS	1:43.889	78	3 LAPS	1:41.575	78	3 LAPS	1:39.775
45	1 LAP	1:41.770	78	3 LAPS	1:46.397	43	1:21.218	1:37.187	11	4 LAPS	1:41.615	59	2 LAPS	1:44.210
10	3 LAPS	3:15.477P	63	3 LAPS	3:13.122P	63	3 LAPS	1:50.932	43	1:21.123	1:35.180	24	2 LAPS	1:45.624
75	2 LAPS	1:58.843	75	2 LAPS	1:45.804	75	2 LAPS	1:45.389	63	3 LAPS	1:43.583	43	1:22.871	1:36.870
12	1 LAP	1:43.108	43	1:19.677	1:36.578	12	1 LAP	1:44.405						
43	1:18.390	1:36.727	10	3 LAPS	2:00.542									
			12	1 LAP	1:44.141									

# Britcar 2005

## RACE CLASSIFICATION - RACE 1 - LAP CHART

(contd.)

Lap 36			Lap 37			Lap 38			Lap 39			Lap 40		
No	Behind	Laptime	No	Behind	Laptime	No	Behind	Laptime	No	Behind	Laptime	No	Behind	Laptime
6		1:35.735	43		1:47.226	43		2:42.573	43		2:49.025	43		2:17.638
63	4 LAPS	1:43.900	24	2 LAPS	1:49.410	24	2 LAPS	2:36.367	24	2 LAPS	2:48.938	24	2 LAPS	2:18.190
75	3 LAPS	1:44.439	26	15.708	1:37.234	26	1.235	2:28.100	26	1.109	2:48.899	26	1.412	2:17.941
26	1 LAP	1:34.454	63	3 LAPS	2:00.377	63	3 LAPS	2:03.816	63	3 LAPS	2:48.255	63	3 LAPS	2:23.002
12	2 LAPS	1:43.807	75	2 LAPS	1:58.785	75	2 LAPS	2:04.149	75	2 LAPS	2:48.859	75	2 LAPS	2:22.504
27	2 LAPS	1:35.558	27	1 LAP	1:55.608	27	1 LAP	2:04.981	27	1 LAP	2:49.153	27	1 LAP	2:21.226
44	1 LAP	1:35.004	44	43.899	1:56.988	44	5.588	2:04.262	44	5.960	2:49.397	44	8.639	2:20.317
10	4 LAPS	1:50.118	12	1 LAP	1:56.695	12	1 LAP	2:04.226	12	1 LAP	2:49.347	12	1 LAP	2:19.402
1	1 LAP	1:35.604	1	47.704	1:51.497	1	8.793	2:03.662	1	8.256	2:48.488	1	9.186	2:18.568
42	1 LAP	1:46.605	10	3 LAPS	2:26.120	81	7 LAPS	12:14.556P	10	3 LAPS	2:10.972	10	3 LAPS	2:19.158
83	4 LAPS	1:43.801	45	1 LAP	3:37.393P	10	3 LAPS	1:57.433	45	1 LAP	1:54.768	45	1 LAP	2:15.617
82	2 LAPS	1:41.709	59	2 LAPS	3:58.474P	45	1 LAP	2:02.149	59	2 LAPS	1:45.839	59	2 LAPS	2:03.283
3	1 LAP	1:39.983	6	2:23.575	5:36.091P	51	3 LAPS	8:16.255P	6	27.889	1:45.834	6	13.283	2:03.032
76	1 LAP	1:40.773	42	2:37.476	2:46.982	59	2 LAPS	1:59.461	51	3 LAPS	1:58.705	51	3 LAPS	3:04.733P
78	3 LAPS	1:40.978	83	3 LAPS	2:46.848	6	1:31.080	1:50.078	42	2:16.174	2:20.439			
45	1 LAP	1:44.764	3	2:39.282	2:47.143	42	2:44.760	2:49.857	83	3 LAPS	2:20.366			
43	1:25.290	1:38.154	82	1 LAP	2:48.575	83	3 LAPS	2:50.094	3	2:16.929	2:18.946			
59	2 LAPS	1:45.385	76	2:42.014	2:48.590	3	2:47.008	2:50.299	82	1 LAP	2:18.534			
24	2 LAPS	1:44.830				82	1 LAP	2:48.798	76	2:17.362	2:18.156			
26	1:50.990	1:35.223				76	2:48.231	2:48.790						
63	3 LAPS	1:46.114												
75	2 LAPS	1:45.337												
27	1 LAP	1:33.926												
44	1:59.427	1:33.759												
12	1 LAP	1:45.326												
1	2:08.723	1:36.514												
10	3 LAPS	1:48.713												
42	3:03.010	2:13.034												
83	3 LAPS	2:08.926												
3	3:04.655	1:57.359												
82	1 LAP	1:58.084												
76	3:05.940	1:48.851												

# Britcar 2005

## RACE CLASSIFICATION - RACE 1 - LAP CHART

(contd.)

Lap 41			Lap 42			Lap 43			Lap 44			Lap 45		
No	Behind	Laptime	No	Behind	Laptime	No	Behind	Laptime	No	Behind	Laptime	No	Behind	Laptime
26		1:36.706	26		1:33.585	26		1:33.224	26		1:34.490	26		1:33.883
3	1 LAP	1:40.048	51	4 LAPS	1:53.341	43	11.127	1:38.489	27	1 LAP	1:34.307	63	7 LAPS	7:58.598P
43	3.385	1:41.503	3	1 LAP	1:37.587	3	1 LAP	1:40.309	43	13.218	1:36.581	27	1 LAP	1:33.388
82	2 LAPS	1:42.099	43	5.862	1:36.062	27	1 LAP	1:35.126	6	15.674	1:34.641	43	15.132	1:35.797
76	1 LAP	1:44.281	82	2 LAPS	1:40.046	51	4 LAPS	1:45.036	44	15.921	1:35.648	6	16.049	1:34.258
42	1 LAP	1:45.949	27	1 LAP	1:36.403	44	14.763	1:35.235	3	1 LAP	1:40.864	44	16.917	1:34.879
27	1 LAP	1:37.507	44	12.752	1:37.928	6	15.523	1:34.053	1	19.113	1:36.491	1	21.803	1:36.573
44	8.409	1:37.888	1	13.374	1:37.925	1	17.112	1:36.962	51	4 LAPS	1:43.856	3	1 LAP	1:38.973
83	4 LAPS	1:47.852	76	1 LAP	1:41.808	82	2 LAPS	1:41.081	82	2 LAPS	1:39.769	82	2 LAPS	1:39.406
1	9.034	1:37.966	6	14.694	1:37.644	76	1 LAP	1:41.066	76	1 LAP	1:40.094	51	4 LAPS	1:44.055
6	10.635	1:35.470	42	1 LAP	1:44.475	42	1 LAP	1:40.365	42	1 LAP	1:41.219	76	1 LAP	1:40.573
24	2 LAPS	1:49.828	83	4 LAPS	1:44.417	83	4 LAPS	1:43.128	83	4 LAPS	1:42.285	42	1 LAP	1:39.260
75	2 LAPS	1:48.091	24	2 LAPS	1:45.077	24	2 LAPS	1:45.006	24	2 LAPS	1:43.442	83	4 LAPS	1:42.528
45	1 LAP	1:44.859	45	1 LAP	1:41.617	45	1 LAP	1:42.974	45	1 LAP	1:43.736	45	1 LAP	1:40.668
12	1 LAP	1:48.175	12	1 LAP	1:46.213	12	1 LAP	1:44.143	75	2 LAPS	1:46.255	24	2 LAPS	1:43.923
10	3 LAPS	1:49.263	75	2 LAPS	1:48.031	75	2 LAPS	1:45.702	10	3 LAPS	1:48.081	75	2 LAPS	1:44.771
59	2 LAPS	1:47.726	10	3 LAPS	1:46.750	10	3 LAPS	1:45.253	59	2 LAPS	1:47.961	10	3 LAPS	1:45.447
			59	2 LAPS	1:46.967	59	2 LAPS	1:45.464	81	11 LAPS	1:53.390	59	2 LAPS	1:45.105
						81	11 LAPS	10:06.556P				81	11 LAPS	1:38.763

Weather / Track : Overcast / Dry

Brands Hatch  
Circuit Length = 2.6082 miles.  
Start: 12:49 End: 14:30

# Britcar 2005

## RACE CLASSIFICATION - RACE 1 - LAP CHART

(contd.)

Lap 46			Lap 47			Lap 48			Lap 49			Lap 50		
No	Behind	Laptime	No	Behind	Laptime	No	Behind	Laptime	No	Behind	Laptime	No	Behind	Laptime
26		1:33.640	26		1:33.938	26		1:34.426	26		1:34.092	26		1:41.179
27	1 LAP	1:34.672	27	1 LAP	1:34.421	10	4 LAPS	1:45.058	75	3 LAPS	1:44.942	75	3 LAPS	1:49.834
6	15.856	1:33.447	6	15.110	1:33.192	59	3 LAPS	1:43.870	10	4 LAPS	1:43.530	10	4 LAPS	1:50.358
43	16.854	1:35.362	44	17.730	1:34.309	27	1 LAP	1:33.997	59	3 LAPS	1:44.035	59	3 LAPS	1:49.777
44	17.359	1:34.082	43	18.505	1:35.589	6	13.258	1:32.574	6	12.932	1:33.766	6	21.698	1:49.945
1	24.040	1:35.877	1	26.070	1:35.968	44	17.389	1:34.085	27	1 LAP	1:35.078	27	1 LAP	1:49.649
3	1 LAP	1:38.187	3	1 LAP	1:37.916	1	27.878	1:36.234	44	17.216	1:33.919	44	23.022	1:46.985
82	2 LAPS	1:40.557	82	2 LAPS	1:41.127	3	1 LAP	1:40.149	1	29.786	1:36.000	1	29.923	1:41.316
76	1 LAP	1:41.562	76	1 LAP	1:40.516	82	2 LAPS	1:40.727	3	1 LAP	1:44.672	81	15 LAPS	7:30.837P
42	1 LAP	1:40.265	42	1 LAP	1:39.901	42	1 LAP	1:38.921	82	2 LAPS	2:16.422	3	1 LAP	1:45.516
51	4 LAPS	1:48.365	51	4 LAPS	1:46.920	76	1 LAP	1:40.454	42	1 LAP	2:12.423	82	2 LAPS	2:17.638
83	4 LAPS	1:42.178	83	4 LAPS	1:42.441	51	4 LAPS	1:45.002	76	1 LAP	2:11.887	42	1 LAP	2:17.792
45	1 LAP	1:41.317	45	1 LAP	1:40.382	83	4 LAPS	1:42.939	51	4 LAPS	1:56.090	76	1 LAP	2:17.517
24	2 LAPS	1:43.388	24	2 LAPS	1:42.253	45	1 LAP	1:42.685	83	4 LAPS	1:56.815	51	4 LAPS	2:18.406
75	2 LAPS	1:43.693	75	2 LAPS	1:43.984	24	2 LAPS	1:50.401	45	1 LAP	1:54.905	83	4 LAPS	2:18.644
10	3 LAPS	1:46.202							24	2 LAPS	1:45.255	45	1 LAP	2:19.295
59	2 LAPS	1:47.583										24	2 LAPS	2:15.020

Weather / Track : Overcast / Dry

Brands Hatch

Circuit Length = 2.6082 miles.

Start: 12:49 End: 14:30

# Britcar 2005

## RACE CLASSIFICATION - RACE 1 - LAP CHART

(contd.)

Lap 51			Lap 52			Lap 53			Lap 54			Lap 55		
No	Behind	Laptime	No	Behind	Laptime	No	Behind	Laptime	No	Behind	Laptime	No	Behind	Laptime
26		2:14.499	26		1:35.656	26		1:33.847	26		1:33.266	26		1:33.458
75	3 LAPS	2:03.446	76	2 LAPS	1:41.499	6	5.591	1:35.019	6	4.795	1:32.470	6	3.512	1:32.175
10	4 LAPS	1:57.384	51	5 LAPS	1:44.095	27	1 LAP	1:35.077	27	1 LAP	1:33.013	27	1 LAP	1:33.063
59	3 LAPS	1:58.133	6	4.419	1:35.258	82	3 LAPS	1:42.676	44	8.583	1:33.840	44	9.168	1:34.043
6	4.817	1:57.618	83	5 LAPS	1:42.794	44	8.009	1:35.656	1	15.448	1:39.042	1	18.890	1:36.900
27	1 LAP	1:57.172	27	1 LAP	1:36.005	42	2 LAPS	1:43.383	82	3 LAPS	1:41.306	42	2 LAPS	1:38.196
44	5.069	1:56.546	44	6.200	1:36.787	1	9.672	1:36.677	42	2 LAPS	1:40.078	82	3 LAPS	1:40.475
1	5.271	1:49.847	1	6.842	1:37.227	76	2 LAPS	1:44.061	76	2 LAPS	1:40.456	76	2 LAPS	1:40.001
3	1 LAP	1:43.328	45	2 LAPS	1:43.687	83	5 LAPS	1:43.053	83	5 LAPS	1:42.237	45	2 LAPS	1:39.939
82	2 LAPS	1:41.059	24	3 LAPS	1:46.419	45	2 LAPS	1:42.646	45	2 LAPS	1:40.425	83	5 LAPS	1:41.902
42	1 LAP	1:40.967	75	3 LAPS	1:46.354	51	5 LAPS	1:45.978	51	5 LAPS	1:42.810	24	3 LAPS	1:41.414
			10	4 LAPS	1:45.699	24	3 LAPS	1:41.973	24	3 LAPS	1:42.306	51	5 LAPS	1:43.186
			59	3 LAPS	1:46.787	75	3 LAPS	1:44.123	75	3 LAPS	1:43.542	10	4 LAPS	1:42.440
			3	1 LAP	1:43.247	10	4 LAPS	1:43.793	10	4 LAPS	1:43.367	75	3 LAPS	1:43.913
						59	3 LAPS	1:44.584	59	3 LAPS	1:45.591	59	3 LAPS	1:45.885
						3	1 LAP	1:42.258	3	1 LAP	1:45.017	3	1 LAP	1:48.367

# Britcar 2005


## RACE CLASSIFICATION - RACE 1 - LAP CHART

(contd.)

Lap 56			Lap 57			Lap 58			Lap 59			Lap 60		
No	Behind	Laptime	No	Behind	Laptime	No	Behind	Laptime	No	Behind	Laptime	No	Behind	Laptime
26		1:32.834	6		1:33.970	6		1:33.220	6		1:34.094			
6	2.843	1:32.165	27	1 LAP	1:34.098	27	1 LAP	1:33.440	26	4.582	1:34.277			
27	1 LAP	1:33.664	26	5.244	1:42.057	26	4.399	1:32.375	27	1 LAP	1:35.672			
44	10.484	1:34.150	44	7.924	1:34.253	44	8.680	1:33.976	44	9.541	1:34.955			
1	23.324	1:37.268	1	26.578	1:40.067	1	34.009	1:40.651	3	2 LAPS	1:48.892			
42	2 LAPS	1:39.711	42	2 LAPS	1:40.298	42	2 LAPS	1:43.663	1	42.898	1:42.983			
82	3 LAPS	1:40.843	82	3 LAPS	1:42.423	82	3 LAPS	1:41.576	42	2 LAPS	1:42.895			
76	2 LAPS	1:41.322	76	2 LAPS	1:41.484	45	2 LAPS	1:39.912	45	2 LAPS	1:39.750			
45	2 LAPS	1:38.844	45	2 LAPS	1:39.117	76	2 LAPS	1:41.764	82	3 LAPS	1:42.925			
83	5 LAPS	1:43.648	24	3 LAPS	1:41.954	24	3 LAPS	1:41.101	76	2 LAPS	1:42.269			
24	3 LAPS	1:40.578	83	5 LAPS	1:46.268	51	5 LAPS	1:46.591	24	3 LAPS	1:41.976			
51	5 LAPS	1:43.485	51	5 LAPS	1:46.758	10	4 LAPS	1:45.822	51	5 LAPS	1:45.510			
10	4 LAPS	1:42.334	10	4 LAPS	1:42.727	75	3 LAPS	1:44.267	10	4 LAPS	1:45.372			
75	3 LAPS	1:43.654	75	3 LAPS	1:44.166	59	3 LAPS	1:46.577	75	3 LAPS	1:45.004			
59	3 LAPS	1:46.290	59	3 LAPS	1:47.421				59	3 LAPS	1:46.147			
3	1 LAP	1:46.288	3	1 LAP	1:51.223									

Weather / Track : Overcast / Dry

**Britcar 2005  
GRID - RACE 6**

ROW 13	32 Rodriguez/Moore	8 Noble/MacKinnon/Robinson
ROW 12	84 Brown/White	58 Scuffham/Randall
ROW 11	78 Symonds/D'Cruz	11 Edwards/Jenkins
ROW 10	63 Wilson/Davidson	81 Scott/Greensall
ROW 9	43 Mercer/Fores	12 Simpson/Wyatt
ROW 8	51 Firman/Morris	83 Ellis/Salmon
ROW 7	59 Laslett/Wilshire	10 Hancock/Smart
ROW 6	24 Allen/Phillips	75 Barrett/Persson
ROW 5	76 Fenton/Gardiner	82 Bennett/Fothergill
ROW 4	42 Harrison/Bullock	45 Upton
ROW 3	27 Cameron/Horne	3 Seldon/O'Brien
ROW 2	44 McCormick/Lockie	1 Handkammer/Leslie
ROW 1	6 Sharpe/Cole	26 Phillips/Youles
<b>POLE</b>		
		

**Weather / Track : Overcast / Dry**

**These results are provisional until the conclusion of any judicial and technical matters.**

Brands Hatch

Circuit Length = 2.6082 miles.

Start: 12:49 End: 14:30

Clerk Of Course:	Stewards:	Timekeeper:
------------------	-----------	-------------

# Britcar 2005

## RACE CLASSIFICATION - RACE 6 - 1 HOUR

POS	NO	CL	NAME	CAR	TIME	LAPS	GAP	MPH	BEST
1	32	2	Rodriguez/Moore	BMW E46 GTR	58:43.245	32		85.30	1:34.912
2	3	1	Seldon/O'Brien	BMW E46 M3 GTR	58:45.862	32	2.617	85.23	1:35.521
3	6	1	Sharpe/Cole	Ford Falcon	58:48.938	32	5.693	85.16	1:32.223
4	82	3	Bennett/Fothergill	BMW M3 E36	58:50.910	32	7.665	85.11	1:37.963
5	1	2	Handkammer/Leslie	BMW M3 E36	58:53.318	32	10.073	85.05	1:35.329
6	27	1	Cameron/Horne	Porsche GT3 Cup 996	1:00:15.923	32	1:32.678	83.11	1:34.057
7	26	1	Phillips/Youles	Porsche 996 GT3	1:00:16.208	32	1:32.963	83.10	1:33.547
8	81	3	Scott/Greensall	BMW Mini 53	58:45.043	31	1 LAP	82.59	1:37.476
9	45	2	Upton	TVR	58:47.646	31	1 LAP	82.53	1:40.249
10	42	2	Harrison/Bullock	Marcos Mantis	58:48.872	31	1 LAP	82.50	1:35.958
11	83	3	Ellis/Salmon	BMW M3	58:50.478	31	1 LAP	82.46	1:39.745
12	58	2	Scuffham/Randall	Lotus Elise	58:51.668	31	1 LAP	82.43	1:40.539
13	51	2	Firman/Morris	Porsche 911 GT3 Cup	58:52.196	31	1 LAP	82.42	1:40.807
14	63	2	Wilson/Davidson	BMW Z3M Coupe	58:53.134	31	1 LAP	82.40	1:40.219
15	59	2	Laslett/Wilshire	Lotus Exige 2	58:55.234	31	1 LAP	82.35	1:43.492
16	10	2	Hancock/Smart	Marcos Mantis	58:56.655	31	1 LAP	82.32	1:42.126
17	75	3	Barrett/Persson	BMW Z3M Coupe	58:55.947	30	2 LAPS	79.68	1:42.588
18	44	1	McCormick/Lockie	Ferrari 360 Challenge	58:46.559	25	7 LAPS	66.58	1:34.786
19	43	2	Mercer/Fores	Marcos Mantis	37:47.608	22	10 LAPS	91.12	1:35.879
20	84	3	Brown/White	BMW M3 E36	26:21.069	16	16 LAPS	95.06	1:35.500
21	76	3	Fenton/Gardiner	BMW M3	18:35.513	11	21 LAPS	92.65	1:39.770
22	8	1	Noble/MacKinnon/Robinson	Noble M12-2	7:27.279	4	28 LAPS	84.12	1:41.343

### FASTEST LAP

6	1	Sharpe/Cole	Ford Falcon	1:32.223	24	101.81mph	163.85kph
32	2	Rodriguez/Moore	BMW E46 GTR	1:34.912	25	98.92mph	159.21kph
84	3	Brown/White	BMW M3 E36	1:35.500	9	98.32mph	158.23kph

Weather / Track : Bright / Dry  
 These results are provisional until the conclusion of any judicial and technical matters.

Brands Hatch  
 Circuit Length = 2.6082 miles.  
 Start: 14:53 End: 15:53

Clerk Of Course:	Stewards:	Timekeeper:
------------------	-----------	-------------

## Britcar 2005

### Amended RACE CLASSIFICATION - RACE 6

POS	NO	CL	NAME	CAR	TIME	LAPS	GAP	MPH	BEST
1	6	1	Sharpe/Cole	Ford Falcon	1:32:16.179	52		88.20	1:32.223
2	27	1	Cameron/Horne	Porsche GT3 Cup 996	1:32:37.922	52	21.743	87.86	1:33.856
3	3	1	Seldon/O'Brien	BMW E46 M3 GTR	1:32:48.663	52	32.484	87.69	1:35.521
4	82	3	Benett/Fothergill	BMW M3 E36	1:33:22.347	52	1:06.168	87.16	1:37.963
5	81	3	Scott/Greensall	BMW Mini 53	1:32:46.792	51	1 LAP	86.03	1:36.021
6	45	2	Upton	TVR	1:32:58.591	51	1 LAP	85.85	1:37.028
7	42	2	Harrison/Bullock	Marcos Mantis	1:33:02.272	51	1 LAP	85.79	1:35.958
8	51	2	Firman/Morris	Porsche 911 GT3 Cup	1:33:02.667	51	1 LAP	85.78	1:36.918
9	63	3	Wilson/Davidson	BMW Z3M Coupe	1:33:32.850	51	1 LAP	85.32	1:40.219
10	83	3	Ellis/Salmon	BMW M3	1:33:33.953	51	1 LAP	85.31	1:39.745
11	10	2	Hancock/Smart	Marcos Mantis	1:33:38.710	51	1 LAP	85.23	1:40.924
12	58	2	Scuffham/Randall	Lotus Elise	1:33:41.680	51	1 LAP	85.19	1:40.539
13	59	2	Laslett/Wilshire	Lotus Exige 2	1:32:24.669	50	2 LAPS	84.68	1:43.492
14	75	3	Barrett/Persson	BMW Z3M Coupe	1:33:43.637	50	2 LAPS	83.49	1:41.188
15	44	1	McCormick/Lockie	Ferrari 360 Challenge	1:32:27.147	45	7 LAPS	76.18	1:34.140

#### NOT CLASSIFIED

1	2	Handkammer/Leslie	BMW M3 E36	1:32:48.695	52	N.C.F.	87.69	1:35.329
32	2	Rodriguez/Moore	BMW E46 GTR	1:06:44.241	37	D.N.F.	86.77	1:34.912
26	1	Phillips/Youles	Porsche 996 GT3	1:08:04.590	37	D.N.F.	85.07	1:33.533
43	2	Mercer/Fores	Marcos Mantis	37:47.608	22	D.N.F.	91.12	1:35.879
84	3	Brown/White	BMW M3 E36	26:21.069	16	D.N.F.	95.06	1:35.500
76	3	Fenton/Gardiner	BMW M3	18:35.513	11	D.N.F.	92.65	1:39.770
8	1	Noble/MacKinnon/Robinson	Noble M12-2	7:27.279	4	D.N.F.	84.12	1:41.343

#### FASTEST LAP

6	1	Sharpe/Cole	Ford Falcon	1:32.223	24	101.81mph	163.85kph
32	2	Rodriguez/Moore	BMW E46 GTR	1:34.912	25	98.92mph	159.21kph
84	3	Brown/White	BMW M3 E36	1:35.500	9	98.32mph	158.23kph

Car No 1 - Not Classified - Not running at Red Flag.  
Weather / Track : Bright / Dry

Brands Hatch  
Circuit Length = 2.6082 miles.  
Start: 14:53 End: 16:28

Clerk of Course:	Stewards:	Timekeeper:
------------------	-----------	-------------

**Britcar 2005**  
**RACE CLASSIFICATION - RACE 6 - LAP CHART**

Lap 1			Lap 2			Lap 3			Lap 4			Lap 5		
No	Behind	Laptime	No	Behind	Laptime	No	Behind	Laptime	No	Behind	Laptime	No	Behind	Laptime
6		1:35.035	6		1:33.556	6		1:32.793	6		1:33.232	6		1:32.877
1	4.137	1:39.172	1	6.682	1:36.101	1	9.969	1:36.080	1	12.642	1:35.905	1	15.610	1:35.845
3	4.647	1:39.682	3	7.148	1:36.057	3	10.345	1:35.990	3	12.915	1:35.802	3	15.895	1:35.857
26	6.312	1:41.347	26	10.907	1:38.151	26	15.885	1:37.771	26	20.110	1:37.457	26	24.193	1:36.960
27	8.696	1:43.731	43	15.447	1:39.744	43	19.921	1:37.267	43	24.278	1:37.589	43	28.159	1:36.758
42	9.018	1:44.053	27	16.171	1:41.031	42	22.306	1:38.312	42	26.409	1:37.335	42	30.784	1:37.252
43	9.259	1:44.294	42	16.787	1:41.325	27	23.839	1:40.461	81	31.148	1:39.436	81	36.798	1:38.527
76	10.796	1:45.831	81	18.564	1:40.081	81	24.944	1:39.173	27	32.573	1:41.966	84	38.187	1:38.168
81	12.039	1:47.074	76	19.145	1:41.905	84	25.483	1:37.619	84	32.896	1:40.645	27	40.033	1:40.337
45	14.152	1:49.187	84	20.657	1:39.503	76	27.477	1:41.125	32	35.890	1:37.672	32	40.266	1:37.253
63	14.553	1:49.588	45	22.662	1:42.066	32	31.450	1:40.516	76	37.008	1:42.763	76	45.110	1:40.979
84	14.710	1:49.745	63	23.224	1:42.227	63	32.448	1:42.017	82	39.865	1:40.396	82	45.445	1:38.457
82	15.876	1:50.911	82	23.566	1:41.246	45	32.572	1:42.703	63	41.197	1:41.981	63	50.080	1:41.760
75	16.710	1:51.745	32	23.727	1:40.117	82	32.701	1:41.928	45	42.749	1:43.409	45	51.783	1:41.911
83	17.081	1:52.116	83	27.076	1:43.551	83	37.799	1:43.516	83	47.269	1:42.702	83	55.288	1:40.896
32	17.166	1:52.201	75	28.338	1:45.184	8	38.458	1:42.569	51	49.319	1:43.165	51	58.123	1:41.681
51	19.320	1:54.355	8	28.682	1:41.343	51	39.386	1:43.218	75	52.564	1:44.639	75	1:03.735	1:44.048
8	20.895	1:55.930	51	28.961	1:43.197	75	41.157	1:45.612	10	54.699	1:44.218	10	1:04.299	1:42.477
59	21.507	1:56.542	10	32.887	1:44.311	10	43.713	1:43.619	59	56.550	1:44.271	59	1:08.307	1:44.634
10	22.132	1:57.167	59	33.761	1:45.810	59	45.511	1:44.543	8	1:12.663	2:07.437P	58	1:30.836	1:41.336
58	58.230	2:33.265	58	1:06.435	1:41.761	58	1:14.848	1:41.206	58	1:22.377	1:40.761			

Car No 1 - Not Classified - Not running at Red Flag.  
 Weather / Track : Bright / Dry

Brands Hatch  
 Circuit Length = 2.6082 miles.  
 Start: 14:53 End: 16:28

# Britcar 2005

## RACE CLASSIFICATION - RACE 6 - LAP CHART

(contd.)

Lap 6			Lap 7			Lap 8			Lap 9			Lap 10		
No	Behind	Laptime	No	Behind	Laptime	No	Behind	Laptime	No	Behind	Laptime	No	Behind	Laptime
6		1:34.766	6		1:34.760	6		1:35.066	6		1:34.634	6		1:35.192
1	16.173	1:35.329	58	1 LAP	1:40.869	58	1 LAP	1:40.539	75	1 LAP	1:44.361	44	7 LAPS	1:43.568
3	16.650	1:35.521	1	16.767	1:35.354	1	17.477	1:35.776	59	1 LAP	1:44.354	10	1 LAP	1:44.883
26	25.782	1:36.355	3	18.880	1:36.990	3	19.888	1:36.074	58	1 LAP	1:41.269	75	1 LAP	1:44.143
43	30.318	1:36.925	26	27.372	1:36.350	26	28.486	1:36.180	1	18.660	1:35.817	59	1 LAP	1:43.970
42	33.820	1:37.802	43	31.621	1:36.063	43	32.434	1:35.879	3	21.609	1:36.355	1	19.298	1:35.830
84	40.233	1:36.812	42	36.042	1:36.982	42	38.052	1:37.076	26	29.709	1:35.857	58	1 LAP	1:42.057
81	41.116	1:39.084	84	41.776	1:36.303	84	42.703	1:35.993	43	33.872	1:36.072	3	22.444	1:36.027
32	41.788	1:36.288	32	43.298	1:36.270	32	43.523	1:35.291	42	42.962	1:39.544	26	30.937	1:36.420
27	45.610	1:40.343	81	45.631	1:39.275	81	49.641	1:39.076	84	43.569	1:35.500	43	35.086	1:36.406
76	50.528	1:40.184	27	51.302	1:40.452	27	55.440	1:39.204	32	44.594	1:35.705	42	43.728	1:35.958
82	50.940	1:40.261	82	54.986	1:38.806	82	58.196	1:38.276	81	54.242	1:39.235	84	44.513	1:36.136
63	57.501	1:42.187	76	56.642	1:40.874	76	1:01.989	1:40.413	27	1:00.481	1:39.675	32	45.226	1:35.824
45	58.705	1:41.688	63	1:05.512	1:42.771	63	1:11.935	1:41.489	82	1:01.794	1:38.232	81	58.801	1:39.751
83	1:02.053	1:41.531	45	1:05.781	1:41.836	45	1:13.489	1:42.774	76	1:08.614	1:41.259	27	1:04.251	1:38.962
51	1:05.599	1:42.242	83	1:08.760	1:41.467	83	1:14.106	1:40.412	63	1:19.906	1:42.605	82	1:04.986	1:38.384
10	1:13.297	1:43.764	51	1:12.449	1:41.610	51	1:18.707	1:41.324	45	1:21.046	1:42.191	76	1:13.832	1:40.410
75	1:14.198	1:45.229	10	1:22.553	1:44.016	44	6 LAPS	1:42.127	83	1:21.788	1:42.316	45	1:27.034	1:41.180
59	1:18.773	1:45.232	44	6 LAPS	12:21.751	10	1:31.799	1:44.312	51	1:24.880	1:40.807	63	1:27.291	1:42.577
			75	1:25.873	1:46.435							83	1:28.144	1:41.548
			59	1:28.303	1:44.290							51	1:31.063	1:41.375

Car No 1 - Not Classified - Not running at Red Flag.  
Weather / Track : Bright / Dry

Brands Hatch  
Circuit Length = 2.6082 miles.  
Start: 14:53 End: 16:28

# Britcar 2005

## RACE CLASSIFICATION - RACE 6 - LAP CHART

(contd.)

Lap 11			Lap 12			Lap 13			Lap 14			Lap 15		
No	Behind	Laptime	No	Behind	Laptime	No	Behind	Laptime	No	Behind	Laptime	No	Behind	Laptime
6		1:34.909	6		1:34.568	6		1:35.929	6		1:33.562	6		1:35.916
44	7 LAPS	1:40.401	51	1 LAP	1:41.329	45	1 LAP	1:42.176	45	1 LAP	1:40.796	45	1 LAP	1:40.611
75	1 LAP	1:44.154	44	7 LAPS	1:39.770	63	1 LAP	1:41.754	63	1 LAP	1:41.451	63	1 LAP	1:40.219
1	20.973	1:36.584	1	23.615	1:37.210	83	1 LAP	1:41.926	83	1 LAP	1:41.124	83	1 LAP	1:40.442
59	1 LAP	1:44.801	3	27.398	1:36.753	51	1 LAP	1:41.349	51	1 LAP	1:41.332	51	1 LAP	1:41.446
3	25.213	1:37.678	75	1 LAP	1:46.003	44	7 LAPS	1:39.363	44	7 LAPS	1:38.799	1	27.687	1:36.712
10	1 LAP	1:56.086	59	1 LAP	1:43.708	1	24.470	1:36.784	1	26.891	1:35.983	44	7 LAPS	1:40.307
58	1 LAP	1:42.189	58	1 LAP	1:41.052	3	27.364	1:35.895	3	29.897	1:36.095	3	30.597	1:36.616
26	33.547	1:37.519	26	36.365	1:37.386	75	1 LAP	1:43.521	26	40.804	1:36.549	43	42.814	1:36.693
43	36.378	1:36.201	10	1 LAP	1:44.155	26	37.817	1:37.381	43	42.037	1:35.900	26	43.093	1:38.205
42	45.072	1:36.253	43	38.220	1:36.410	59	1 LAP	1:43.492	75	1 LAP	1:43.926	58	1 LAP	1:41.610
84	45.578	1:35.974	42	46.859	1:36.355	43	39.699	1:37.408	58	1 LAP	1:41.392	42	54.940	1:37.897
32	46.185	1:35.868	84	47.457	1:36.447	58	1 LAP	1:41.916	59	1 LAP	1:43.983	84	55.278	1:38.058
81	1:03.881	1:39.989	32	48.188	1:36.571	10	1 LAP	1:43.439	42	52.959	1:37.986	32	55.893	1:37.858
27	1:08.404	1:39.062	81	1:09.073	1:39.760	42	48.535	1:37.605	84	53.136	1:37.848	75	1 LAP	1:43.975
82	1:09.185	1:39.108	27	1:11.998	1:38.162	84	48.850	1:37.322	32	53.951	1:38.519	59	1 LAP	1:45.422
76	1:18.693	1:39.770	82	1:12.580	1:37.963	32	48.994	1:36.735	10	1 LAP	1:43.681	10	1 LAP	1:42.716
45	1:32.776	1:40.651				81	1:12.969	1:39.825	27	1:18.633	1:37.703	27	1:20.355	1:37.638
63	1:33.465	1:41.083				27	1:14.492	1:38.423	81	1:19.331	1:39.924	82	1:22.581	1:38.454
83	1:34.246	1:41.011				82	1:14.975	1:38.324	82	1:20.043	1:38.630	81	1:24.901	1:41.486

Car No 1 - Not Classified - Not running at Red Flag.  
Weather / Track : Bright / Dry

Brands Hatch  
Circuit Length = 2.6082 miles.  
Start: 14:53 End: 16:28

# Britcar 2005

## RACE CLASSIFICATION - RACE 6 - LAP CHART

(contd.)

Lap 16			Lap 17			Lap 18			Lap 19			Lap 20		
No	Behind	Laptime	No	Behind	Laptime	No	Behind	Laptime	No	Behind	Laptime	No	Behind	Laptime
6		1:35.163	6		1:35.436	6		1:34.916	6		1:44.588	6		2:38.225
45	1 LAP	1:40.269	45	1 LAP	1:40.249	81	1 LAP	1:41.196	1	27.312	1:39.967	75	2 LAPS	3:02.156
83	1 LAP	1:40.991	83	1 LAP	1:39.745	1	31.933	1:37.576	45	1 LAP	1:49.772	1	4.154	2:15.067
63	1 LAP	1:42.446	1	29.273	1:36.226	45	1 LAP	1:42.016	83	1 LAP	1:49.858	45	1 LAP	2:04.513
51	1 LAP	1:41.081	63	1 LAP	1:41.244	83	1 LAP	1:41.062	63	1 LAP	1:48.772	83	1 LAP	2:04.262
1	28.483	1:35.959	3	33.760	1:36.028	26	1 LAP	3:00.804P	26	1 LAP	1:49.015	63	1 LAP	2:04.199
3	33.168	1:37.734	51	1 LAP	1:41.738	63	1 LAP	1:40.511	51	1 LAP	1:43.678	26	1 LAP	2:04.157
44	7 LAPS	1:40.152	44	7 LAPS	1:38.971	3	35.891	1:37.047	44	7 LAPS	1:44.328	51	1 LAP	2:04.175
43	43.878	1:36.227	43	44.801	1:36.359	51	1 LAP	1:43.388	32	56.213	1:40.083	44	7 LAPS	2:03.960
26	45.377	1:37.447	42	58.718	1:36.862	44	7 LAPS	1:40.072	42	1:07.221	1:49.698	32	9.401	1:51.413
42	57.292	1:37.515	32	59.137	1:35.685	43	47.701	1:37.816	58	1 LAP	1:43.426	42	15.390	1:46.394
32	58.888	1:38.158	58	1 LAP	1:41.266	32	1:00.718	1:36.497	81	1 LAP	3:12.953P	58	1 LAP	1:43.107
58	1 LAP	1:43.216	75	1 LAP	1:42.588	42	1:02.111	1:38.309	10	1 LAP	1:49.232	81	1 LAP	1:45.805
75	1 LAP	1:44.111	59	1 LAP	1:44.799	58	1 LAP	1:42.169	59	1 LAP	1:49.168	10	1 LAP	1:46.416
59	1 LAP	1:43.914	10	1 LAP	1:42.901	75	1 LAP	1:44.148	27	1:35.917	1:46.691	59	1 LAP	1:47.534
10	1 LAP	1:42.223	27	1:27.757	1:39.518	10	1 LAP	1:48.516	82	1:59.441	2:00.289	27	45.219	1:47.527
84	1:09.111	1:48.996	82	1:31.001	1:40.491	59	1 LAP	1:49.507	43	2:09.872	3:06.759P	82	1:22.741	2:01.525
27	1:23.675	1:38.483				27	1:33.814	1:40.973	3	2:13.526	3:22.223P	43	1:23.102	1:51.455
82	1:25.946	1:38.528				82	1:43.740	1:47.655				3	1:24.211	1:48.910
81	1:30.435	1:40.697												

Car No 1 - Not Classified - Not running at Red Flag.  
Weather / Track : Bright / Dry

Brands Hatch  
Circuit Length = 2.6082 miles.  
Start: 14:53 End: 16:28

**Britcar 2005**

**RACE CLASSIFICATION - RACE 6 - LAP CHART**

(contd.)

Lap 21			Lap 22			Lap 23			Lap 24			Lap 25		
No	Behind	Laptime	No	Behind	Laptime	No	Behind	Laptime	No	Behind	Laptime	No	Behind	Laptime
6		2:33.731	6		2:18.274	6		1:32.575	6		1:32.223	6		1:32.588
75	2 LAPS	2:33.953	75	2 LAPS	2:19.254	26	1 LAP	1:35.472	27	1 LAP	1:42.662	27	1 LAP	1:34.057
1	2.367	2:31.944	1	2.178	2:18.085	1	6.326	1:36.723	26	1 LAP	1:33.832	26	1 LAP	1:34.260
83	1 LAP	2:31.301	83	1 LAP	2:18.236	63	1 LAP	1:41.008	1	10.745	1:36.642	1	15.073	1:36.916
63	1 LAP	2:31.334	63	1 LAP	2:17.967	32	11.681	1:39.814	32	15.363	1:35.905	32	17.687	1:34.912
26	1 LAP	2:31.444	26	1 LAP	2:17.753	42	11.940	1:39.416	42	17.660	1:37.943	42	22.324	1:37.252
51	1 LAP	2:31.221	51	1 LAP	2:17.259	83	1 LAP	1:43.264	81	1 LAP	1:38.815	81	1 LAP	1:37.476
32	6.310	2:30.640	32	4.442	2:16.406	81	1 LAP	1:39.849	63	1 LAP	1:41.475	3	28.873	1:37.495
42	7.653	2:25.994	42	5.099	2:15.720	51	1 LAP	1:43.632	83	1 LAP	1:41.148	63	1 LAP	1:41.111
58	1 LAP	2:22.432	58	1 LAP	2:16.682	58	1 LAP	1:42.380	3	23.966	1:39.345	83	1 LAP	1:40.600
81	1 LAP	2:05.461	81	1 LAP	2:16.033	75	2 LAPS	1:47.144	51	1 LAP	1:41.393	51	1 LAP	1:41.377
10	1 LAP	2:00.677	10	1 LAP	2:16.428	3	16.844	1:38.022	82	25.462	1:39.087	58	1 LAP	1:40.948
59	1 LAP	1:59.451	59	1 LAP	2:16.857	82	18.598	1:40.995	58	1 LAP	1:43.135	10	1 LAP	1:42.653
27	10.935	1:59.447	82	10.178	1:50.983	10	1 LAP	1:43.872	75	2 LAPS	1:44.103	75	2 LAPS	1:44.634
82	37.469	1:48.459	43	10.480	1:50.951	59	1 LAP	1:46.822	10	1 LAP	1:42.126	59	1 LAP	1:45.170
43	37.803	1:48.432	3	11.397	1:50.989	44	7 LAPS	1:36.656	59	1 LAP	1:44.983	44	7 LAPS	1:34.786
3	38.682	1:48.202	45	1 LAP	1:48.245	45	1 LAP	1:41.383	44	7 LAPS	1:35.110	45	1 LAP	1:42.396
45	1 LAP	3:46.389P	44	7 LAPS	1:45.161				45	1 LAP	1:40.699	82	1:47.248	2:54.374P
44	7 LAPS	3:46.206P	27	1:25.894	3:33.233P							27	2:13.831	2:08.604
												26	2:14.171	2:04.613

Car No 1 - Not Classified - Not running at Red Flag.  
Weather / Track : Bright / Dry

Brands Hatch  
Circuit Length = 2.6082 miles.  
Start: 14:53 End: 16:28

# Britcar 2005

## RACE CLASSIFICATION - RACE 6 - LAP CHART

(contd.)

Lap 26			Lap 27			Lap 28			Lap 29			Lap 30		
No	Behind	Laptime	No	Behind	Laptime	No	Behind	Laptime	No	Behind	Laptime	No	Behind	Laptime
32		1:57.613	32		2:34.761	32		2:25.974	32		2:17.038	32		2:19.020
81	1 LAP	1:50.982	81	1 LAP	2:35.185	81	1 LAP	2:25.693	81	1 LAP	2:16.948	81	1 LAP	2:19.307
3	4.211	1:50.638	3	2.527	2:33.077	3	2.002	2:25.449	3	2.061	2:17.097	3	2.565	2:19.524
10	1 LAP	1:47.873	42	1 LAP	4:31.763P	44	7 LAPS	2:23.935	44	7 LAPS	2:17.080	44	7 LAPS	2:19.593
44	7 LAPS	1:44.923	10	1 LAP	2:26.433	45	1 LAP	2:24.668	45	1 LAP	2:16.954	45	1 LAP	2:19.105
45	1 LAP	1:45.758	44	7 LAPS	2:12.815	42	1 LAP	2:27.697	42	1 LAP	2:16.835	42	1 LAP	2:19.089
6	1:07.842	3:23.142P	45	1 LAP	1:55.937	6	6.390	2:09.943	6	6.357	2:17.005	6	6.341	2:19.004
83	1 LAP	2:53.170P	6	22.421	1:49.340	83	1 LAP	2:06.190	83	1 LAP	2:17.804	83	1 LAP	2:19.399
82	1:24.027	1:52.079	83	1 LAP	1:53.221	82	9.240	2:00.233	82	8.956	2:16.754	82	9.581	2:19.645
58	1 LAP	3:13.810P	82	34.981	1:45.715	58	1 LAP	1:48.761	58	1 LAP	2:08.368	58	1 LAP	2:19.518
51	1 LAP	3:17.520P	58	1 LAP	1:56.219	51	1 LAP	1:49.374	51	1 LAP	2:07.804	51	1 LAP	2:19.773
63	1 LAP	3:23.227P	51	1 LAP	1:55.483	63	1 LAP	1:47.483	63	1 LAP	2:09.586	63	1 LAP	2:18.801
1	1:47.625	3:47.852P	63	1 LAP	1:55.868	1	20.160	1:43.187	1	12.809	2:09.687	1	12.874	2:19.085
59	1 LAP	3:44.873P	1	1:02.947	1:50.083	59	1 LAP	1:50.585	59	1 LAP	1:49.545	59	1 LAP	1:57.751
75	2 LAPS	3:54.052P	59	1 LAP	1:54.588	75	2 LAPS	1:49.855	75	2 LAPS	1:49.089	75	2 LAPS	1:59.144
27	2:33.411	2:34.880	75	2 LAPS	1:55.479	10	1 LAP	3:58.060P	10	1 LAP	1:55.576	10	1 LAP	1:45.669
26	2:33.892	2:35.021	27	2:24.577	2:25.927	27	2:15.716	2:17.113	27	2:17.478	2:18.800	27	2:14.849	2:16.391
			26	2:25.043	2:25.912	26	2:16.240	2:17.171	26	2:18.127	2:18.925	26	2:16.225	2:17.118

Car No 1 - Not Classified - Not running at Red Flag.  
Weather / Track : Bright / Dry

Brands Hatch  
Circuit Length = 2.6082 miles.  
Start: 14:53 End: 16:28

# Britcar 2005

## RACE CLASSIFICATION - RACE 6 - LAP CHART

(contd.)

Lap 31			Lap 32			Lap 33			Lap 34			Lap 35		
No	Behind	Laptime	No	Behind	Laptime	No	Behind	Laptime	No	Behind	Laptime	No	Behind	Laptime
32		2:16.735	32		2:19.903	32		1:36.349	32		1:35.375	32		1:35.346
81	1 LAP	2:16.110	81	1 LAP	2:20.837	44	7 LAPS	1:35.674	44	7 LAPS	1:34.519	44	7 LAPS	1:34.140
3	1.861	2:16.031	3	2.617	2:20.659	6	4.067	1:34.723	6	4.029	1:35.337	6	2.210	1:33.527
44	7 LAPS	2:16.020	44	7 LAPS	2:20.705	3	4.077	1:37.809	3	6.785	1:38.083	3	8.285	1:36.846
45	1 LAP	2:16.032	45	1 LAP	2:20.082	81	1 LAP	1:39.275	81	1 LAP	1:37.904	81	1 LAP	1:36.790
42	1 LAP	2:15.821	42	1 LAP	2:20.829	45	1 LAP	1:39.194	45	1 LAP	1:39.179	45	1 LAP	1:38.647
6	5.408	2:15.802	6	5.693	2:20.188	42	1 LAP	1:40.922	1	14.551	1:37.653	1	17.108	1:37.903
83	1 LAP	2:14.762	83	1 LAP	2:20.907	82	11.914	1:40.598	42	1 LAP	1:40.190	42	1 LAP	1:39.407
82	7.996	2:15.150	82	7.665	2:19.572	1	12.273	1:38.549	82	16.562	1:40.023	51	1 LAP	1:39.243
58	1 LAP	2:15.141	58	1 LAP	2:19.868	51	1 LAP	1:41.550	51	1 LAP	1:38.384	82	21.071	1:39.855
51	1 LAP	2:14.927	51	1 LAP	2:19.943	83	1 LAP	1:43.648	63	1 LAP	1:40.710	63	1 LAP	1:41.585
63	1 LAP	2:14.581	63	1 LAP	2:19.812	63	1 LAP	1:41.571	83	1 LAP	1:42.623	83	1 LAP	1:43.444
1	10.593	2:14.454	1	10.073	2:19.383	58	1 LAP	1:44.614	58	1 LAP	1:43.712	58	1 LAP	1:43.240
59	1 LAP	2:13.737	59	1 LAP	2:20.898	59	1 LAP	1:44.716	75	2 LAPS	1:44.650	10	1 LAP	1:43.326
75	2 LAPS	2:12.444	75	2 LAPS	2:20.818	75	2 LAPS	1:44.740	10	1 LAP	1:44.603	75	2 LAPS	1:44.732
10	1 LAP	1:48.928	10	1 LAP	2:20.228	10	1 LAP	1:44.854	59	1 LAP	1:47.674	59	1 LAP	1:45.906
27	2:17.948	2:19.834	27	1:32.678	1:34.633	26	1:30.206	1:33.592	26	1:28.832	1:34.001	26	1:27.066	1:33.580
26	2:19.319	2:19.829	26	1:32.963	1:33.547	27	1:31.742	1:35.413	27	1:30.975	1:34.608	27	1:30.008	1:34.379

Car No 1 - Not Classified - Not running at Red Flag.  
Weather / Track : Bright / Dry

Brands Hatch  
Circuit Length = 2.6082 miles.  
Start: 14:53 End: 16:28

# Britcar 2005

## RACE CLASSIFICATION - RACE 6 - LAP CHART

(contd.)

Lap 36			Lap 37			Lap 38			Lap 39			Lap 40		
No	Behind	Laptime	No	Behind	Laptime	No	Behind	Laptime	No	Behind	Laptime	No	Behind	Laptime
32		1:36.098	6		1:34.603	6		1:33.665	6		1:33.301	6		1:33.832
44	7 LAPS	1:35.741	44	7 LAPS	1:34.746	44	7 LAPS	1:34.837	44	7 LAPS	1:36.027	44	7 LAPS	1:34.595
6	0.271	1:34.159	32	2.954	1:37.828	3	14.542	1:36.965	3	18.701	1:37.460	3	23.300	1:38.431
3	9.192	1:37.005	3	11.242	1:36.924	81	1 LAP	1:37.195	81	1 LAP	1:37.237	81	1 LAP	1:38.268
81	1 LAP	1:37.176	81	1 LAP	1:36.825	1	25.049	1:37.902	1	30.271	1:38.523	1	35.522	1:39.083
45	1 LAP	1:38.634	1	20.812	1:37.732	45	1 LAP	1:38.837	45	1 LAP	1:39.677	45	1 LAP	1:40.036
1	17.954	1:36.944	45	1 LAP	1:39.732	42	1 LAP	1:38.335	42	1 LAP	1:39.497	42	1 LAP	1:42.042
42	1 LAP	1:38.104	42	1 LAP	1:38.199	51	1 LAP	1:37.684	51	1 LAP	1:38.711	51	1 LAP	1:41.521
51	1 LAP	1:38.194	51	1 LAP	1:38.165	63	1 LAP	1:41.507	63	1 LAP	1:42.058	63	1 LAP	1:43.752
63	1 LAP	1:41.448	63	1 LAP	1:42.272	83	1 LAP	1:42.840	83	1 LAP	1:44.775	83	1 LAP	1:43.909
83	1 LAP	1:43.202	83	1 LAP	1:42.779	58	1 LAP	1:43.271	58	1 LAP	1:43.236	58	1 LAP	1:43.652
58	1 LAP	1:43.625	58	1 LAP	1:43.174	10	1 LAP	1:43.941	82	1:12.937	1:42.166	82	1:23.625	1:44.520
82	45.669	2:00.696P	10	1 LAP	1:42.010	75	2 LAPS	1:42.977	10	1 LAP	1:46.883	10	1 LAP	1:45.774
10	1 LAP	1:42.681	75	2 LAPS	1:42.873	82	1:04.072	1:40.584	75	2 LAPS	1:47.273	75	2 LAPS	1:47.349
75	2 LAPS	1:43.065	82	57.153	1:46.358	59	1 LAP	1:46.054	59	1 LAP	1:46.066	59	1 LAP	1:46.649
59	1 LAP	1:45.637	59	1 LAP	1:45.947	27	1:31.579	1:37.268	27	1:33.392	1:35.114	27	1:44.010	1:44.450
26	1:24.644	1:33.676	26	1:23.303	1:33.533									
27	1:28.172	1:34.262	27	1:27.976	1:34.678									

Car No 1 - Not Classified - Not running at Red Flag.  
Weather / Track : Bright / Dry

Brands Hatch  
Circuit Length = 2.6082 miles.  
Start: 14:53 End: 16:28

# Britcar 2005

## RACE CLASSIFICATION - RACE 6 - LAP CHART

(contd.)

Lap 41			Lap 42			Lap 43			Lap 44			Lap 45		
No	Behind	Laptime	No	Behind	Laptime	No	Behind	Laptime	No	Behind	Laptime	No	Behind	Laptime
6		2:11.766	6		2:21.423	6		2:17.158	6		1:33.257	6		1:33.044
44	7 LAPS	2:07.689	44	7 LAPS	2:21.799	44	7 LAPS	2:17.268	44	7 LAPS	1:35.359	44	7 LAPS	1:35.050
3	1.511	1:49.977	3	1.879	2:21.791	3	1.739	2:17.018	3	5.399	1:36.917	81	1 LAP	1:36.610
81	1 LAP	1:50.169	81	1 LAP	2:21.422	81	1 LAP	2:18.353	81	1 LAP	1:36.021	3	9.931	1:37.576
1	4.020	1:40.264	1	2.886	2:20.289	1	4.349	2:18.621	1	7.939	1:36.847	1	11.389	1:36.494
45	1 LAP	1:40.448	45	1 LAP	2:16.686	45	1 LAP	2:18.470	45	1 LAP	1:37.501	45	1 LAP	1:37.028
42	1 LAP	1:41.742	42	1 LAP	2:11.802	42	1 LAP	2:18.623	42	1 LAP	1:38.250	42	1 LAP	1:37.679
51	1 LAP	1:42.076	51	1 LAP	2:12.148	51	1 LAP	2:19.081	51	1 LAP	1:38.258	51	1 LAP	1:38.072
63	1 LAP	1:43.726	63	1 LAP	1:49.128	63	1 LAP	2:18.418	63	1 LAP	1:40.656	27	18.563	1:34.856
83	1 LAP	1:45.190	83	1 LAP	1:44.101	83	1 LAP	2:13.329	83	1 LAP	1:40.881	63	1 LAP	1:41.070
58	1 LAP	1:43.581	58	1 LAP	1:43.585	58	1 LAP	2:13.493	27	16.751	1:36.546	83	1 LAP	1:41.553
82	56.963	1:45.104	82	17.702	1:42.162	82	8.567	2:08.023	58	1 LAP	1:42.018	82	25.056	1:40.625
10	1 LAP	1:46.635	10	1 LAP	1:45.503	10	1 LAP	1:59.186	82	17.475	1:42.165	58	1 LAP	1:42.581
75	2 LAPS	1:44.779	75	2 LAPS	1:45.671	75	2 LAPS	1:58.505	10	1 LAP	1:44.016	10	1 LAP	1:41.517
59	1 LAP	1:47.352	59	1 LAP	1:46.714	59	1 LAP	1:47.857	75	2 LAPS	1:44.200	75	2 LAPS	1:42.548
27	1:17.748	1:45.504	27	42.953	1:46.628	27	13.462	1:47.667	59	1 LAP	1:44.736	59	1 LAP	1:44.609

Car No 1 - Not Classified - Not running at Red Flag.  
Weather / Track : Bright / Dry

Brands Hatch  
Circuit Length = 2.6082 miles.  
Start: 14:53 End: 16:28

# Britcar 2005

## RACE CLASSIFICATION - RACE 6 - LAP CHART

(contd.)

Lap 46			Lap 47			Lap 48			Lap 49			Lap 50		
No	Behind	Laptime	No	Behind	Laptime	No	Behind	Laptime	No	Behind	Laptime	No	Behind	Laptime
6		1:33.400	6		1:33.190	6		1:33.958	6		1:34.470	6		1:33.689
44	7 LAPS	1:34.802	44	7 LAPS	1:34.938	44	7 LAPS	1:34.793	44	7 LAPS	1:34.690	44	7 LAPS	1:34.510
81	1 LAP	1:36.714	81	1 LAP	1:36.674	81	1 LAP	1:36.843	81	1 LAP	1:36.700	27	22.465	1:34.069
3	13.730	1:37.199	3	17.492	1:36.952	3	20.024	1:36.490	27	22.085	1:34.811	81	1 LAP	1:37.161
1	15.058	1:37.069	1	18.259	1:36.391	27	21.744	1:34.252	3	22.616	1:37.062	3	25.838	1:36.911
45	1 LAP	1:38.258	27	21.450	1:34.670	1	22.145	1:37.844	1	24.410	1:36.735	1	27.747	1:37.026
42	1 LAP	1:38.394	45	1 LAP	1:38.181	45	1 LAP	1:37.899	45	1 LAP	1:37.612	45	1 LAP	1:38.048
27	19.970	1:34.807	42	1 LAP	1:38.439	42	1 LAP	1:40.183	42	1 LAP	1:38.254	42	1 LAP	1:37.895
51	1 LAP	1:38.997	51	1 LAP	1:38.536	51	1 LAP	1:38.693	51	1 LAP	1:37.985	51	1 LAP	1:37.760
63	1 LAP	1:41.967	63	1 LAP	1:40.794	82	44.652	1:39.640	82	49.730	1:39.548	82	55.819	1:39.778
82	31.451	1:39.795	82	38.970	1:40.709	63	1 LAP	1:42.217	63	1 LAP	1:41.135	63	1 LAP	1:41.508
83	1 LAP	1:41.721	83	1 LAP	1:41.472	83	1 LAP	1:41.384	83	1 LAP	1:41.316	83	1 LAP	1:41.654
58	1 LAP	1:42.028	58	1 LAP	1:41.214	58	1 LAP	1:41.240	10	1 LAP	1:42.725	10	1 LAP	1:42.199
10	1 LAP	1:41.077	10	1 LAP	1:40.924	10	1 LAP	1:41.001	58	1 LAP	1:44.457	58	1 LAP	1:42.493
75	2 LAPS	1:41.740	75	2 LAPS	1:41.781	75	2 LAPS	1:43.283	75	2 LAPS	1:42.672	75	2 LAPS	1:42.059
59	1 LAP	1:44.182	59	1 LAP	1:44.191	59	1 LAP	1:45.166	59	1 LAP	1:45.059	59	1 LAP	1:45.210

Car No 1 - Not Classified - Not running at Red Flag.  
Weather / Track : Bright / Dry

Brands Hatch  
Circuit Length = 2.6082 miles.  
Start: 14:53 End: 16:28

# Britcar 2005

## RACE CLASSIFICATION - RACE 6 - LAP CHART

(contd.)

Lap 51			Lap 52			Lap 53			Lap 54			Lap 55		
No	Behind	Laptime	No	Behind	Laptime	No	Behind	Laptime	No	Behind	Laptime	No	Behind	Laptime
6		1:34.552	6		1:34.187									
44	7 LAPS	1:34.542	59	2 LAPS	1:45.710									
27	21.769	1:33.856	44	7 LAPS	1:34.869									
81	1 LAP	1:36.815	27	21.743	1:34.161									
3	28.559	1:37.273	81	1 LAP	1:37.597									
1	29.712	1:36.517	3	32.484	1:38.112									
45	1 LAP	1:38.590	1	32.516	1:36.991									
42	1 LAP	1:38.355	45	1 LAP	1:38.288									
51	1 LAP	1:38.495	42	1 LAP	1:37.088									
82	1:00.761	1:39.494	51	1 LAP	1:36.918									
63	1 LAP	1:42.494	82	1:06.168	1:39.594									
83	1 LAP	1:41.639	63	1 LAP	1:41.700									
10	1 LAP	1:41.091	83	1 LAP	1:42.015									
58	1 LAP	1:42.689	10	1 LAP	1:42.109									
75	2 LAPS	1:41.605	58	1 LAP	1:42.109									
			75	2 LAPS	1:41.188									

Car No 1 - Not Classified - Not running at Red Flag.  
Weather / Track : Bright / Dry

Brands Hatch  
Circuit Length = 2.6082 miles.  
Start: 14:53 End: 16:28

## Britsports/GoldArts QUALIFYING - RACE 2

POS	NO	CL	NAME	CAR	TIME	LAPS	GAP	MPH
1	20	1	Christopher/Flux	Prosport L3000	1:24.250	9		111.44
2	51	1	Richards/Hogarth/Dudfield	Radical SR8	1:24.373	8	0.123	111.28
3	66	1	Holey/Lesniewski	Juno SS3	1:24.841	9	0.591	110.67
4	22	1	Demitriou/Kaiser	Radical SR8	1:24.879	10	0.629	110.62
5	2	1	Ince/Kinsella	Radical SR8	1:25.570	10	1.320	109.72
6	1	1	Reynolds/Padmore	Radical SR8	1:25.713	9	1.463	109.54
7	4	1	Mountain/Halkiopoulos	Juno SS3	1:26.793	8	2.543	108.18
8	50	2	Williams/Pluck	Radical Prosport	1:27.610	8	3.360	107.17
9	34	2	Ward/Wilson	Radical SR3	1:29.370	5	5.120	105.06
10	24	1	Setters/Setters	Jade Trackstar	1:29.653	9	5.403	104.73
11	9	1	Hart/Buncombe	Chiron	1:30.138	8	5.888	104.16
12	7	2	Freeman/Freeman	Radical Prosport	1:30.206	9	5.956	104.09
13	14	2	Hodges/Hodges	Radical Prosport	1:31.790	8	7.540	102.29
14	52	1	Warren/Hyman	Radical SR8	1:31.878	8	7.628	102.19
15	10	1	Finneran/Hobday	Chiron	1:31.905	8	7.655	102.16
16	28	2	Hawkins/Scarfe	Radical Prosport	1:32.109	9	7.859	101.93
17	46	2	Smith/McCaig	Radical SR3	1:33.511	9	9.261	100.41
18	45	1	Roberts	Jade	1:34.025	9	9.775	99.86
19	69	2	Davies	Radical SR3	1:34.348	7	10.098	99.52
20	18	2	Ali/Jones	Radical Prosport	1:34.458	10	10.208	99.40
21	27	2	Croydon/Langfermann		1:34.774	9	10.524	99.07
22	33	1	Richardson/Devlin	Pilbeam	1:35.822	9	11.572	97.98
23	99	2	Corbett/Barrow	Radical SR3	1:35.994	9	11.744	97.81
24	21	2	Phillips/Greensall	Norma M20	1:36.730	8	12.480	97.06
25	17	GA	Newman	Caterham Hi Busa	1:37.427	10	13.177	96.37
26	42	2	Taylor/Leighton	Radical Prosport	1:38.467	9	14.217	95.35
27	60	1	Fearns	Radical SR8	1:39.772	9	15.522	94.11
28	41	GA	Booth	Caterham Ford Duratec	1:40.086	10	15.836	93.81
29	57	2	Heaps	Radical SR3	1:41.569	7	17.319	92.44
30	59	2	Laslett/Wilshire	Radical SR3	1:42.219	9	17.969	91.85
31	38	2	Rihon	Radical SR3	1:43.386	5	19.136	90.82
32	19	GA	Krebs/Penn	Caterham R500	1:48.237	5	23.987	86.75
33	88	1	Griffiths/Gomes	Jade Chrysler	1:58.387	5	34.137	79.31
34	25	1	Morris/Allpass/Sinclair	Jade	2:38.500	1	1:14.250	59.24

Brands Hatch  
Circuit Length = 2.6082 miles.  
Start: 09:46 End: 10:06

Weather / Track : Overcast / Dry

These results are provisional until the conclusion of any judicial and technical matters.

Clerk Of Course:	Stewards:	Timekeeper:
------------------	-----------	-------------

## Britsports/GoldArts QUALIFYING - LAP ANALYSIS

<b>1</b>	<b>Reynolds/Padmore</b>	Radical SR8
1 - 3:31.618	6 - 1:29.806	
2 - 1:44.089	7 - 1:27.503	
3 - 4:03.997P	8 - 1:27.168	
4 - 3:13.676	9 - <b>1:25.713</b>	
5 - 2:20.610		
<b>2</b>	<b>Ince/Kinsella</b>	Radical SR8
1 - 2:20.080	6 - 2:19.818	
2 - 1:31.813	7 - 1:30.148	
3 - 4:00.209P	8 - 1:27.321	
4 - 2:10.747	9 - 1:27.287	
5 - 2:31.622	10 - <b>1:25.570</b>	
<b>4</b>	<b>Mountain/Halkiopoulos</b>	Juno SS3
1 - 3:29.785	6 - 1:30.656	
2 - 1:40.298	7 - <b>1:26.793</b>	
3 - 5:05.843P	8 - 1:29.097	
4 - 3:59.402P		
5 - 2:02.608		
<b>7</b>	<b>Freeman/Freeman</b>	Radical Prosport
1 - 2:38.506	6 - 2:45.864	
2 - 1:47.845	7 - 1:40.603	
3 - 2:10.548	8 - 1:32.347	
4 - 4:10.285P	9 - <b>1:30.206</b>	
5 - 2:27.878		
<b>9</b>	<b>Hart/Buncombe</b>	Chiron
1 - 2:18.303	6 - 1:42.440	
2 - 1:33.703	7 - 1:30.652	
3 - 6:21.365P	8 - <b>1:30.138</b>	
4 - 2:54.434		
5 - 2:45.002		
<b>10</b>	<b>Finneran/Hobday</b>	Chiron
1 - 3:00.360	6 - 1:44.131	
2 - 1:36.908	7 - 1:32.898	
3 - 4:11.639P	8 - <b>1:31.905</b>	
4 - 2:10.533		
5 - 4:13.860P		

**Britsports/GoldArts  
QUALIFYING - LAP ANALYSIS**

(contd.)

<b>14</b>	<b>Hodges/Hodges</b>	Radical Prosport
1 - 3:02.333	6 - 1:35.354	
2 - 1:42.578	7 - 1:32.919	
3 - 5:23.928P	8 - <b>1:31.790</b>	
4 - 2:56.500		
5 - 2:46.203		
<b>17</b>	<b>Newman</b>	Caterham Hi Busa
1 - 2:23.301	6 - 2:22.833	
2 - 1:39.598	7 - 1:38.783	
3 - 2:26.823	8 - 1:37.468	
4 - 2:59.002	9 - 1:38.188	
5 - 2:58.260	10 - <b>1:37.427</b>	
<b>18</b>	<b>Ali/Jones</b>	Radical Prosport
1 - 2:36.172	6 - 2:22.007	
2 - 1:41.381	7 - 1:39.344	
3 - 2:14.773	8 - 1:36.534	
4 - 2:57.349	9 - 1:34.981	
5 - 2:58.601	10 - <b>1:34.458</b>	
<b>19</b>	<b>Krebs/Penn</b>	Caterham R500
1 - 2:47.071		
2 - <b>1:48.237</b>		
3 - 2:04.794		
4 - 5:09.913P		
5 - 4:53.009P		
<b>20</b>	<b>Christopher/Flux</b>	Prosport L3000
1 - 3:35.818	6 - 2:44.868	
2 - 1:37.486	7 - 1:28.845	
3 - 3:22.946P	8 - 1:25.934	
4 - 2:15.128	9 - <b>1:24.250</b>	
5 - 2:19.631		
<b>21</b>	<b>Phillips/Greensall</b>	Norma M20
1 - 4:01.986	6 - 1:48.379	
2 - 5:10.203P	7 - 1:38.122	
3 - 2:04.039	8 - <b>1:36.730</b>	
4 - 2:03.154		
5 - 2:46.985		

# Britsports/GoldArts QUALIFYING - LAP ANALYSIS

(contd.)

<b>22</b>	<b>Demitriou/Kaiser</b>	Radical SR8
1 - 2:16.689	6 - 2:21.472	
2 - 1:32.925	7 - 2:45.071	
3 - 1:27.165	8 - 1:36.577	
4 - 3:16.711P	9 - 1:25.577	
5 - 2:15.197	10 - <b>1:24.879</b>	
<b>24</b>	<b>Setters/Setters</b>	Jade Trackstar
1 - 2:59.273	6 - 2:46.700	
2 - 1:36.341	7 - 1:36.195	
3 - 4:38.997P	8 - 1:31.286	
4 - 2:03.709	9 - <b>1:29.653</b>	
5 - 2:01.722		
<b>25</b>	<b>Morris/Allpass/Sinclair</b>	Jade
1 - <b>2:38.500</b>		
<b>27</b>	<b>Croydon/Langfermann</b>	
1 - 3:01.301	6 - 2:29.217	
2 - 1:48.743	7 - 1:39.525	
3 - 1:55.328	8 - 1:35.885	
4 - 4:40.189P	9 - <b>1:34.774</b>	
5 - 2:16.074		
<b>28</b>	<b>Hawkins/Scarfe</b>	Radical Prosport
1 - 3:21.805	6 - 2:25.917	
2 - 1:55.004	7 - 1:41.238	
3 - 2:08.472	8 - 1:34.117	
4 - 4:19.264P	9 - <b>1:32.109</b>	
5 - 2:03.300		
<b>33</b>	<b>Richardson/Devlin</b>	Pilbeam
1 - 3:44.074	6 - 2:28.581	
2 - 1:40.292	7 - 1:40.432	
3 - 2:02.066	8 - <b>1:35.822</b>	
4 - 4:20.340P	9 - 1:43.078	
5 - 2:01.829		

# Britsports/GoldArts QUALIFYING - LAP ANALYSIS

(contd.)

<b>34</b>	<b>Ward/Wilson</b>	Radical SR3
1 - 2:15.828 2 - X:00.000P 3 - 1:55.283 4 - 1:31.294 5 - <b>1:29.370</b>		
<b>38</b>	<b>Rihon</b>	Radical SR3
1 - 3:07.148 2 - 1:43.616 3 - 4:30.206P 4 - 6:47.711 5 - <b>1:43.386</b>		
<b>41</b>	<b>Booth</b>	Caterham Ford Duratec
1 - 2:54.154    6 - 2:20.074 2 - 1:52.717    7 - 1:43.602 3 - 1:57.230    8 - 1:42.997 4 - 2:48.043    9 - 1:40.818 5 - 2:58.529    10 - <b>1:40.086</b>		
<b>42</b>	<b>Taylor/Leighton</b>	Radical Prosport
1 - 3:12.022    6 - 2:45.759 2 - 1:45.646    7 - 1:40.285 3 - 1:55.311    8 - 1:40.071 4 - 4:12.833P    9 - <b>1:38.467</b> 5 - 2:11.581		
<b>45</b>	<b>Roberts</b>	Jade
1 - 2:39.755    6 - 2:46.709 2 - 1:44.073    7 - 1:37.909 3 - 4:54.165P    8 - 1:36.308 4 - 2:00.662    9 - <b>1:34.025</b> 5 - 2:01.899		
<b>46</b>	<b>Smith/McCaig</b>	Radical SR3
1 - 3:29.455    6 - 2:45.625 2 - 1:49.014    7 - 1:38.511 3 - 2:07.154    8 - 1:35.047 4 - 3:38.461P    9 - <b>1:33.511</b> 5 - 2:12.128		

**Britsports/GoldArts  
QUALIFYING - LAP ANALYSIS**

(contd.)

<b>50</b>	<b>Williams/Pluck</b>	Radical Prosport
1 -	3:21.051	6 - 1:32.204
2 -	1:35.423	7 - 1:28.521
3 -	4:19.575P	8 - <b>1:27.610</b>
4 -	3:48.730	
5 -	2:46.434	
<b>51</b>	<b>Richards/Hogarth/Dudfield</b>	Radical SR8
1 -	3:01.681	6 - 1:35.991
2 -	1:40.128	7 - 1:25.136
3 -	5:43.020P	8 - <b>1:24.373</b>
4 -	2:44.317	
5 -	3:46.708P	
<b>52</b>	<b>Warren/Hyman</b>	Radical SR8
1 -	3:39.263	6 - 4:47.361P
2 -	1:37.787	7 - 1:49.328
3 -	3:28.358P	8 - <b>1:31.878</b>
4 -	2:13.654	
5 -	2:13.606	
<b>57</b>	<b>Heaps</b>	Radical SR3
1 -	2:52.756	6 - 2:21.687
2 -	<b>1:41.569</b>	7 - 1:43.650
3 -	1:59.503	
4 -	2:56.828	
5 -	2:58.712	
<b>59</b>	<b>Laslett/Wilshire</b>	Radical SR3
1 -	3:37.800	6 - 2:21.989
2 -	1:52.834	7 - 1:46.190
3 -	1:56.653	8 - 1:44.373
4 -	2:16.285	9 - <b>1:42.219</b>
5 -	2:48.347	
<b>60</b>	<b>Fearn</b>	Radical SR8
1 -	2:55.269	6 - 2:47.206
2 -	1:43.273	7 - <b>1:39.772</b>
3 -	4:01.762P	8 - 1:45.786
4 -	2:18.013	9 - 1:41.357
5 -	2:13.470	

**Britsports/GoldArts  
QUALIFYING - LAP ANALYSIS**


(contd.)

<b>66</b>	<b>Holey/Lesniewski</b>	<b>Juno SS3</b>
1 - 2:38.549	6 - 2:11.438	
2 - 1:31.244	7 - 1:35.670	
3 - 2:20.498	8 - 1:26.626	
4 - 5:38.969P	9 - <b>1:24.841</b>	
5 - 1:57.068		
<b>69</b>	<b>Davies</b>	<b>Radical SR3</b>
1 - 3:25.446	6 - 2:06.381	
2 - 1:47.408	7 - <b>1:34.348</b>	
3 - 3:38.441P		
4 - 2:39.737P		
5 - 5:24.823P		
<b>88</b>	<b>Griffiths/Gomes</b>	<b>Jade Chrysler</b>
1 - 3:08.683		
2 - 2:46.303P		
3 - 2:15.730		
4 - 6:31.149P		
5 - <b>1:58.387</b>		
<b>99</b>	<b>Corbett/Barrow</b>	<b>Radical SR3</b>
1 - 3:36.896	6 - 2:47.005	
2 - 1:41.869	7 - 1:51.063	
3 - 3:49.381P	8 - 1:39.789	
4 - 2:07.226	9 - <b>1:35.994</b>	
5 - 2:02.952		

**Britsports/GoldArts  
GRID - RACE 2**

ROW 17	88	Griffiths/Gomes	25	Morris/Allpass/Sinclair
ROW 16	38	Rihon	19	Krebs/Penn
ROW 15	57	Heaps	59	Laslett/Wilshire
ROW 14	60	Fearns	41	Booth
ROW 13	17	Newman	42	Taylor/Leighton
ROW 12	99	Corbett/Barrow	21	Phillips/Greensall
ROW 11	27	Croydon/Langfermann	33	Richardson/Devlin
ROW 10	69	Davies	18	Ali/Jones
ROW 9	46	Smith/McCaig	45	Roberts
ROW 8	10	Finneran/Hobday	28	Hawkins/Scarfe
ROW 7	14	Hodges/Hodges	52	Warren/Hyman
ROW 6	9	Hart/Buncombe	7	Freeman/Freeman
ROW 5	34	Ward/Wilson	24	Setters/Setters
ROW 4	4	Mountain/Halkiopoulos	50	Williams/Pluck
ROW 3	2	Ince/Kinsella	1	Reynolds/Padmore
ROW 2	66	Holey/Lesniewski	22	Demitriou/Kaiser
ROW 1	20	Christopher/Flux	51	Richards/Hogarth/Dudfield

**POLE**



**Weather / Track : Overcast / Dry**

**These results are provisional until the conclusion of any judicial and technical matters.**

Brands Hatch

Circuit Length = 2.6082 miles.

Start: 09:46 End: 10:06

Clerk Of Course:	Stewards:	Timekeeper:
------------------	-----------	-------------

## Britsports/GoldArts RACE CLASSIFICATION - RACE 2

POS	NO	CL	NAME	CAR	TIME	LAPS	GAP	MPH	BEST
1	9	1	Hart/Buncombe	Chiron	53:16.737	35		102.82	1:23.798
2	22	1	Demitriou/Kaiser	Radical SR8	53:45.590	35	28.853	101.90	1:25.167
3	51	1	Richards/Hogarth/Dudfield	Radical SR8	54:10.608	35	53.871	101.12	1:25.984
4	2	1	Ince/Kinsella	Radical SR8	54:10.815	35	54.078	101.11	1:25.236
5	4	1	Mountain/Halkiopoulos	Juno SS3	54:19.826	35	1:03.089	100.83	1:26.137
6	52	1	Warren/Hyman	Radical SR8	54:27.656	35	1:10.919	100.59	1:26.120
7	1	1	Reynolds/Padmore	Radical SR8	54:30.289	35	1:13.552	100.51	1:24.317
8	60	1	Fearns	Radical SR8	54:21.300	34	1 LAP	97.90	1:28.295
9	33	2	Richardson/Devlin	Radical SR4	54:36.279	34	1 LAP	97.46	1:30.318
10	28	2	Hawkins/Scarfe	Radical Prosport	53:59.048	33	2 LAPS	95.68	1:30.104
11	14	2	Hodges/Hodges	Radical Prosport	54:44.766	33	2 LAPS	94.35	1:30.214
12	7	2	Freeman/Freeman	Radical Prosport	51:45.446	32	3 LAPS	96.77	1:29.784
13	46	2	Smith/McCaig	Radical SR3	53:30.283	32	3 LAPS	93.61	1:32.421
14	88	1	Griffiths/Gomes	Jade Chrysler	53:40.432	32	3 LAPS	93.32	1:29.043
15	99	2	Corbett/Barrow	Radical SR3	54:20.456	32	3 LAPS	92.17	1:33.291
16	27	2	Croydon/Langfermann	Radical SR3	54:30.242	32	3 LAPS	91.89	1:33.440
17	18	2	Ali/Jones	Radical Prosport	54:52.094	32	3 LAPS	91.28	1:34.359
18	38	2	Rihon	Radical SR3	50:49.269	31	4 LAPS	95.48	1:35.307
19	41	GA	Booth	Caterham Ford Duratec	54:02.100	31	4 LAPS	89.80	1:38.611
20	42	2	Taylor/Leighton	Radical Prosport	54:15.776	31	4 LAPS	89.42	1:37.069
21	59	2	Laslett/Wilshire	Radical SR3	54:26.316	31	4 LAPS	89.13	1:36.503
22	17	GA	Newman	Caterham Hi Busa	54:32.390	31	4 LAPS	88.96	1:36.570
23	21	2	Phillips/Greensall	Norma M20	53:29.649	30	5 LAPS	87.78	1:27.495

### NOT CLASSIFIED

66	1		Holey/Lesniewski	Juno SS3	37:02.356	24	D.N.F.	101.43	1:24.828
19	GA		Krebs/Penn	Caterham R500	53:46.585	24	N.C.F.	69.86	1:38.150
24	1		Setters/Setters	Jade Trackstar	37:57.341	23	D.N.F.	94.85	1:26.975
10	1		Finneran/Hobday	Chiron	38:14.602	23	D.N.F.	94.14	1:30.139
45	1		Roberts	Jade	35:46.254	22	D.N.F.	96.27	1:29.500
20	1		Christopher/Flux	Prosport L3000	34:49.219	20	D.N.F.	89.91	1:25.281
34	2		Ward/Wilson	Radical SR3	38:05.031	15	D.N.F.	61.66	1:29.348
69	2		Davies	Radical SR3	20:32.266	13	D.N.F.	99.11	1:32.623
50	2		Williams/Pluck	Radical Prosport	6:03.323	4	D.N.F.	103.56	1:28.635

### FASTEST LAP

9	1		Hart/Buncombe	Chiron	1:23.798	28	112.04mph	180.32kph
21	2		Phillips/Greensall	Norma M20	1:27.495	27	107.31mph	172.70kph
17	GA		Newman	Caterham Hi Busa	1:36.570	9	97.23mph	156.47kph

Weather / Track : Overcast / Dry

Brands Hatch  
Circuit Length = 2.6082 miles.  
Start: 14:47 End: 15:42

Clerk of Course:	Stewards:	Timekeeper:
------------------	-----------	-------------

# Britsports/GoldArts

## RACE CLASSIFICATION - RACE 2 - LAP CHART

Lap 1			Lap 2			Lap 3			Lap 4			Lap 5		
No	Behind	Laptime	No	Behind	Laptime	No	Behind	Laptime	No	Behind	Laptime	No	Behind	Laptime
66		1:27.666	66		1:25.447	66		1:26.060	66		1:25.870	66		1:25.835
22	4.003	1:31.669	22	5.248	1:26.692	22	5.362	1:26.174	22	6.404	1:26.912	22	6.539	1:25.970
9	7.013	1:34.679	9	9.652	1:28.086	9	10.240	1:26.648	9	10.557	1:26.187	9	11.365	1:26.643
50	7.436	1:35.102	4	10.760	1:28.255	4	11.660	1:26.960	4	11.981	1:26.191	4	12.646	1:26.500
4	7.952	1:35.618	50	11.657	1:29.668	2	14.008	1:27.552	2	15.663	1:27.525	2	17.908	1:28.080
2	9.036	1:36.702	2	12.516	1:28.927	50	15.515	1:29.918	50	18.280	1:28.635	34	25.536	1:29.926
34	10.165	1:37.831	34	14.361	1:29.643	34	17.967	1:29.666	34	21.445	1:29.348	51	33.579	1:29.516
51	12.979	1:40.645	51	20.253	1:32.721	51	25.069	1:30.876	51	29.898	1:30.699	52	34.587	1:28.953
7	14.045	1:41.711	52	21.346	1:32.447	52	26.486	1:31.200	52	31.469	1:30.853	7	37.757	1:30.426
14	14.316	1:41.982	7	22.405	1:33.807	7	27.696	1:31.351	7	33.166	1:31.340	14	39.334	1:31.015
52	14.346	1:42.012	14	22.703	1:33.834	14	28.435	1:31.792	14	34.154	1:31.589	10	40.113	1:30.590
10	15.302	1:42.968	10	23.326	1:33.471	10	29.346	1:32.080	10	35.358	1:31.882	24	45.280	1:32.028
33	17.273	1:44.939	33	25.386	1:33.560	33	32.015	1:32.689	33	39.061	1:32.916	33	47.128	1:33.902
46	17.361	1:45.027	24	26.355	1:32.486	24	32.399	1:32.104	24	39.087	1:32.558	46	48.844	1:32.940
1	18.338	1:46.004	46	26.371	1:34.457	46	34.377	1:34.066	46	41.739	1:33.232	1	49.897	1:32.748
24	19.316	1:46.982	1	27.903	1:35.012	1	35.748	1:33.905	1	42.984	1:33.106	69	50.619	1:32.693
69	20.155	1:47.821	69	29.058	1:34.350	69	36.687	1:33.689	69	43.761	1:32.944	99	55.397	1:34.088
99	20.330	1:47.996	99	30.445	1:35.562	99	38.835	1:34.450	99	47.144	1:34.179	28	59.152	1:34.402
28	22.372	1:50.038	28	32.940	1:36.015	28	41.505	1:34.625	28	50.585	1:34.950	60	1:00.703	1:31.326
17	23.641	1:51.307	17	35.936	1:37.742	45	47.026	1:36.380	45	54.512	1:33.356	88	1:03.143	1:31.570
18	24.038	1:51.704	18	36.103	1:37.512	17	48.238	1:38.362	60	55.212	1:32.594	45	1:06.267	1:37.590
45	24.364	1:52.030	45	36.706	1:37.789	60	48.488	1:36.329	88	57.408	1:34.133	18	1:11.681	1:37.281
21	25.432	1:53.098	21	37.067	1:37.082	18	48.683	1:38.640	18	1:00.235	1:37.422	17	1:12.677	1:37.407
42	26.592	1:54.258	60	38.219	1:35.117	88	49.145	1:36.328	17	1:01.105	1:38.737	20	1:14.289	1:28.320
41	27.303	1:54.969	88	38.877	1:35.416	42	55.834	1:39.631	42	1:09.316	1:39.352	42	1:22.191	1:38.710
60	28.549	1:56.215	42	42.263	1:41.118	41	57.325	1:40.637	41	1:11.304	1:39.849	41	1:25.424	1:39.955
88	28.908	1:56.574	41	42.748	1:40.892	38	59.538	1:40.122	20	1:11.804	1:33.655	38	1:25.542	1:38.445
59	29.269	1:56.935	59	45.086	1:41.264	59	1:00.876	1:41.850	38	1:12.932	1:39.264	27	1:25.894	1:38.400
27	29.730	1:57.396	38	45.476	1:41.001	27	1:01.084	1:41.215	27	1:13.329	1:38.115			
38	29.922	1:57.588	27	45.929	1:41.646	19	1:02.064	1:41.455	59	1:15.631	1:40.625			
19	30.798	1:58.464	19	46.669	1:41.318	20	1:04.019	1:29.418	19	1:15.999	1:39.805			
20	56.461	2:24.127	20	1:00.661	1:29.647									

# Britsports/GoldArts

## RACE CLASSIFICATION - RACE 2 - LAP CHART

(contd.)

Lap 6			Lap 7			Lap 8			Lap 9			Lap 10		
No	Behind	Laptime	No	Behind	Laptime	No	Behind	Laptime	No	Behind	Laptime	No	Behind	Laptime
66		1:26.025	66		1:25.803	66		1:26.109	66		1:25.234	66		1:25.014
59	1 LAP	1:38.164	42	1 LAP	1:38.262	22	9.204	1:26.417	28	1 LAP	1:35.394	99	1 LAP	1:33.743
19	1 LAP	1:38.150	22	8.896	1:28.713	18	1 LAP	1:38.408	45	1 LAP	1:33.659	22	11.275	1:27.006
22	5.986	1:25.472	38	1 LAP	1:39.236	17	1 LAP	1:37.863	22	9.283	1:25.313	28	1 LAP	1:34.760
9	12.066	1:26.726	27	1 LAP	1:39.228	9	15.735	1:27.958	9	17.372	1:26.871	45	1 LAP	1:34.583
4	13.117	1:26.496	9	13.886	1:27.623	4	19.583	1:30.020	18	1 LAP	1:36.193	9	18.968	1:26.610
2	19.270	1:27.387	59	1 LAP	1:38.142	42	1 LAP	1:37.947	4	21.603	1:27.254	4	24.540	1:27.951
34	28.973	1:29.462	41	1 LAP	1:41.878	38	1 LAP	1:37.694	17	1 LAP	1:37.072	2	31.719	1:27.171
21	3 LAPS	5:38.227P	4	15.672	1:28.358	2	25.199	1:30.114	2	29.562	1:29.597	18	1 LAP	1:36.194
51	36.805	1:29.251	19	1 LAP	1:39.239	27	1 LAP	1:38.285	42	1 LAP	1:38.132	17	1 LAP	1:36.570
52	37.700	1:29.138	2	21.194	1:27.727	59	1 LAP	1:39.906	38	1 LAP	1:37.526	42	1 LAP	1:37.732
7	42.180	1:30.448	34	32.753	1:29.583	41	1 LAP	1:39.309	27	1 LAP	1:37.074	34	47.665	1:32.043
14	44.215	1:30.906	51	40.858	1:29.856	19	1 LAP	1:41.354	59	1 LAP	1:36.927	38	1 LAP	1:37.167
10	44.835	1:30.747	52	41.650	1:29.753	34	36.205	1:29.561	34	40.636	1:29.665	27	1 LAP	1:37.411
24	50.726	1:31.471	7	47.460	1:31.083	51	44.116	1:29.367	41	1 LAP	1:39.218	52	51.091	1:28.481
33	53.647	1:32.544	21	3 LAPS	1:42.028	52	44.287	1:28.746	52	47.624	1:28.571	59	1 LAP	1:36.849
46	55.629	1:32.810	14	49.813	1:31.401	20	1 LAP	2:22.864P	19	1 LAP	1:43.253	51	54.573	1:30.467
1	56.033	1:32.161	10	50.042	1:31.010	7	52.019	1:30.668	51	49.120	1:30.238	41	1 LAP	1:39.117
69	57.244	1:32.650	24	57.365	1:32.442	21	3 LAPS	1:33.596	7	57.387	1:30.602	7	1:03.093	1:30.720
99	1:02.663	1:33.291	33	1:00.624	1:32.780	14	55.382	1:31.678	14	1:01.509	1:31.361	14	1:07.193	1:30.698
60	1:06.303	1:31.625	1	1:02.562	1:32.332	10	55.629	1:31.696	10	1:02.396	1:32.001	10	1:07.521	1:30.139
88	1:06.425	1:29.307	46	1:04.049	1:34.223	24	1:03.086	1:31.830	20	1 LAP	1:36.482	20	1 LAP	1:28.644
28	1:09.355	1:36.228	69	1:04.566	1:33.125	33	1:06.614	1:32.099	21	3 LAPS	1:35.450	19	1 LAP	1:46.924
45	1:16.310	1:36.068	60	1:10.357	1:29.857	1	1:08.483	1:32.030	24	1:08.966	1:31.114	21	3 LAPS	1:32.766
20	1:22.078	1:33.814	99	1:10.477	1:33.617	69	1:11.080	1:32.623	33	1:13.803	1:32.423	24	1:14.905	1:30.953
18	1:23.289	1:37.633	88	1:10.848	1:30.226	46	1:11.612	1:33.672	1	1:14.096	1:30.847	1	1:20.144	1:31.062
17	1:24.283	1:37.631	28	1:17.927	1:34.375	60	1:13.448	1:29.200	69	1:18.962	1:33.116	33	1:22.235	1:33.446
			45	1:24.792	1:34.285	88	1:13.930	1:29.191	88	1:19.073	1:30.377	88	1:23.102	1:29.043
						99	1:19.556	1:35.188	60	1:20.023	1:31.809	60	1:24.927	1:29.918
									46	1:21.457	1:35.079			

# Britsports/GoldArts

## RACE CLASSIFICATION - RACE 2 - LAP CHART

(contd.)

Lap 11			Lap 12			Lap 13			Lap 14			Lap 15		
No	Behind	Laptime	No	Behind	Laptime	No	Behind	Laptime	No	Behind	Laptime	No	Behind	Laptime
66		1:25.340	66		1:26.863	66		1:27.606	66		1:24.828	66		1:26.658
69	1 LAP	1:34.062	88	1 LAP	1:30.767	21	4 LAPS	1:34.087	42	2 LAPS	1:39.133	10	1 LAP	1:33.039
46	1 LAP	1:37.786	60	1 LAP	1:30.416	24	1 LAP	1:34.212	24	1 LAP	1:30.837	14	1 LAP	1:33.489
22	11.409	1:25.474	33	1 LAP	1:33.328	88	1 LAP	1:29.920	21	4 LAPS	1:33.638	38	2 LAPS	1:37.070
99	1 LAP	1:36.752	22	11.026	1:26.480	1	1 LAP	1:32.429	88	1 LAP	1:30.248	27	2 LAPS	1:36.851
28	1 LAP	1:34.440	69	1 LAP	1:37.085	60	1 LAP	1:29.461	60	1 LAP	1:30.013	59	2 LAPS	1:36.522
9	21.068	1:27.440	46	1 LAP	1:36.102	33	1 LAP	1:32.507	22	10.908	1:27.149	42	2 LAPS	1:37.117
45	1 LAP	1:33.623	9	20.817	1:26.612	22	8.587	1:25.167	41	2 LAPS	1:41.302	88	1 LAP	1:29.815
4	27.393	1:28.193	99	1 LAP	1:34.643	69	1 LAP	1:34.120	1	1 LAP	1:32.472	22	12.624	1:28.374
2	33.372	1:26.993	28	1 LAP	1:34.093	9	20.032	1:26.821	33	1 LAP	1:32.229	24	1 LAP	1:33.749
18	1 LAP	1:35.376	4	31.249	1:30.719	46	1 LAP	1:33.041	9	21.969	1:26.765	60	1 LAP	1:30.851
17	1 LAP	1:38.215	45	1 LAP	1:34.017	99	1 LAP	1:34.350	34	2 LAPS	3:52.113P	21	4 LAPS	1:34.579
34	53.719	1:31.394	2	33.857	1:27.348	4	32.285	1:28.642	69	1 LAP	1:33.988	1	1 LAP	1:31.826
52	57.533	1:31.782	18	1 LAP	1:35.014	2	33.987	1:27.736	46	1 LAP	1:33.049	9	22.007	1:26.696
42	1 LAP	1:38.392	17	1 LAP	1:36.790	28	1 LAP	1:34.541	4	35.250	1:27.793	33	1 LAP	1:33.083
38	1 LAP	1:36.247	52	59.522	1:28.852	45	1 LAP	1:32.672	2	38.188	1:29.029	41	2 LAPS	1:39.505
27	1 LAP	1:36.556	51	1:08.934	1:34.112	18	1 LAP	1:34.495	99	1 LAP	1:36.032	4	37.787	1:29.195
51	1:01.685	1:32.452	38	1 LAP	1:38.733	52	1:00.770	1:28.854	28	1 LAP	1:33.225	46	1 LAP	1:34.231
59	1 LAP	1:36.759	27	1 LAP	1:38.380	17	1 LAP	1:37.119	45	1 LAP	1:31.658	99	1 LAP	1:34.675
7	1:08.723	1:30.970	7	1:13.415	1:31.555	51	1:10.809	1:29.481	52	1:04.505	1:28.563	45	1 LAP	1:32.679
20	1 LAP	1:28.028	42	1 LAP	1:41.286	20	1 LAP	1:28.247	18	1 LAP	1:35.280	28	1 LAP	1:34.645
41	1 LAP	1:39.812	20	1 LAP	1:29.831	7	1:17.680	1:31.871	51	1:16.824	1:30.843	34	2 LAPS	1:51.499
14	1:12.758	1:30.905	59	1 LAP	1:38.079	38	1 LAP	1:35.955	20	1 LAP	1:28.863	52	1:05.950	1:28.103
10	1:13.510	1:31.329	10	1:17.520	1:30.873	27	1 LAP	1:36.898	17	1 LAP	1:37.341	18	1 LAP	1:34.359
21	3 LAPS	1:32.694	14	1:18.314	1:32.419	10	1:21.750	1:31.836	7	1:22.794	1:29.942	20	1 LAP	1:30.198
24	1:20.991	1:31.426	41	1 LAP	1:38.611	14	1:22.026	1:31.318				51	1:22.688	1:32.522
1	1:26.430	1:31.626				59	1 LAP	1:37.818						

Weather / Track : Overcast / Dry

Brands Hatch GP  
Circuit Length = 2.6082 miles.  
Start: 14:47 End: 15:42

# Britsports/GoldArts

## RACE CLASSIFICATION - RACE 2 - LAP CHART

(contd.)

Lap 16			Lap 17			Lap 18			Lap 19			Lap 20		
No	Behind	Laptime	No	Behind	Laptime	No	Behind	Laptime	No	Behind	Laptime	No	Behind	Laptime
66		1:27.326	10		1:51.323	10		1:33.969	10		1:31.441	66		1:26.645
17	2 LAPS	1:38.158	38	1 LAP	1:48.765	38	1 LAP	1:38.256	66	3.707	1:26.922	45	1 LAP	1:31.423
10	1 LAP	1:30.430	66	2.339	3:43.614P	18	2 LAPS	1:51.892	21	4 LAPS	1:29.870	21	4 LAPS	1:28.116
14	1 LAP	1:30.687	21	4 LAPS	3:21.100P	66	8.226	1:39.856	38	1 LAP	1:36.917	38	1 LAP	1:35.307
22	13.924	1:28.626	59	1 LAP	1:44.434	59	1 LAP	1:37.860	18	2 LAPS	1:38.126	18	2 LAPS	1:35.576
38	2 LAPS	1:36.139	99	2 LAPS	4:43.004P	21	4 LAPS	1:41.840	46	2 LAPS	1:35.071	46	2 LAPS	1:34.015
88	1 LAP	1:30.037	33	1 LAP	3:34.694P	19	6 LAPS	1:45.937	59	1 LAP	1:37.905	59	1 LAP	1:36.503
27	2 LAPS	1:36.884	22	30.925	3:58.276P	46	2 LAPS	1:49.775	19	6 LAPS	1:45.417	17	3 LAPS	3:34.060P
60	1 LAP	1:29.854	60	1 LAP	4:00.565P	14	2 LAPS	5:33.346P	22	29.302	1:27.397	1	1 LAP	1:25.131
59	2 LAPS	1:37.920	1	1 LAP	3:55.638P	33	1 LAP	1:41.045	1	1 LAP	1:25.493	22	27.746	1:28.796
24	1 LAP	1:34.120	7	1 LAP	1:59.147	99	2 LAPS	1:44.141	33	1 LAP	1:32.342	33	1 LAP	1:32.135
42	2 LAPS	1:37.502	42	2 LAPS	4:01.854P	22	33.346	1:36.390	88	2 LAPS	5:24.043P	14	2 LAPS	1:31.585
21	4 LAPS	1:33.470	41	2 LAPS	1:49.745	1	1 LAP	1:31.667	14	2 LAPS	1:39.480	60	1 LAP	1:29.503
9	23.269	1:28.588	24	1 LAP	4:19.897P	7	1 LAP	1:34.141	99	2 LAPS	1:35.550	19	6 LAPS	1:44.797
1	1 LAP	1:34.101	9	59.872	4:17.878P	60	1 LAP	1:38.748	20	2 LAPS	3:46.018P	7	1 LAP	1:33.306
33	1 LAP	1:36.431	28	1 LAP	1:47.261	42	2 LAPS	1:45.288	60	1 LAP	1:30.122	20	2 LAPS	1:33.848
45	1 LAP	1:55.579	52	1:21.968	1:45.804	24	1 LAP	1:32.788	7	1 LAP	1:32.471	99	2 LAPS	1:36.751
19	6 LAPS	8:57.087P	51	1:22.225	1:44.140	41	2 LAPS	1:40.889	24	1 LAP	1:27.343	88	2 LAPS	1:42.253
20	1 LAP	1:35.947	4	1:24.912	1:35.180	9	58.507	1:32.604	9	54.646	1:27.580	9	49.739	1:25.445
2	1 LAP	3:52.064P	17	1 LAP	1:47.807	27	2 LAPS	4:16.680P	42	2 LAPS	1:38.354	24	1 LAP	1:27.279
10	1:49.952	1:43.545	2	1:30.816	1:31.046	51	1:16.830	1:28.574	41	2 LAPS	1:39.037	42	2 LAPS	1:37.819
38	1 LAP	1:39.076	45	1:33.150	1:34.243	4	1:18.745	1:27.802	27	2 LAPS	1:41.395	51	1:10.393	1:27.710
88	1:56.497	1:41.229				28	1 LAP	1:31.903	51	1:13.035	1:27.646	4	1:12.674	1:28.609
27	1 LAP	1:42.129				52	1:19.424	1:31.425	4	1:14.417	1:27.113	52	1:13.794	1:27.859
59	1 LAP	1:42.434				2	1:24.270	1:27.423	52	1:16.287	1:28.304	41	2 LAPS	1:39.816
7	1 LAP	3:52.084P				45	1:31.077	1:31.896	2	1:20.451	1:27.622	27	2 LAPS	1:35.619
41	2 LAPS	3:45.618P							28	1 LAP	1:34.025	2	1:15.653	1:25.554
34	2 LAPS	3:20.926P										28	1 LAP	1:30.928
28	1 LAP	3:50.987P												
52	3:17.439	3:38.815P												
51	3:19.360	3:23.998P												
17	1 LAP	3:18.413P												
18	1 LAP	3:40.953P												
4	3:31.007	4:20.546P												
46	1 LAP	4:25.252P												
45	3:40.182	2:21.898												
20	3:40.192	2:09.791												
19	5 LAPS	2:11.582												
2	3:41.045	2:04.777												

Weather / Track : Overcast / Dry

Brands Hatch GP  
Circuit Length = 2.6082 miles.  
Start: 14:47 End: 15:42

# Britsports/GoldArts

## RACE CLASSIFICATION - RACE 2 - LAP CHART

(contd.)

Lap 21			Lap 22			Lap 23			Lap 24			Lap 25		
No	Behind	Laptime	No	Behind	Laptime	No	Behind	Laptime	No	Behind	Laptime	No	Behind	Laptime
66		1:26.130	66		1:27.317	66		1:26.690	66		1:27.498	22		1:27.761
45	1 LAP	1:29.500	28	2 LAPS	1:32.003	27	3 LAPS	1:33.842	28	2 LAPS	1:32.168	9	1.174	1:24.368
21	4 LAPS	1:27.981	41	3 LAPS	1:38.848	28	2 LAPS	1:31.863	19	7 LAPS	1:46.992	60	1 LAP	1:30.739
38	1 LAP	1:35.971	45	1 LAP	1:30.669	45	1 LAP	1:30.657	27	3 LAPS	1:34.565	33	1 LAP	1:31.234
1	1 LAP	1:27.062	21	4 LAPS	1:28.227	21	4 LAPS	1:28.877	21	4 LAPS	1:28.172	42	3 LAPS	1:38.921
46	2 LAPS	1:34.182	42	3 LAPS	2:06.797	41	3 LAPS	1:39.128	1	1 LAP	1:25.336	46	2 LAPS	1:33.733
18	2 LAPS	1:40.383	1	1 LAP	1:24.317	1	1 LAP	1:25.506	41	3 LAPS	1:39.681	14	2 LAPS	1:33.194
59	1 LAP	1:37.161	38	1 LAP	1:35.673	42	3 LAPS	1:39.023	22	40.407	1:29.646	38	1 LAP	1:36.543
22	33.294	1:31.678	46	2 LAPS	1:34.371	22	38.259	1:29.271	9	44.974	1:25.081	7	1 LAP	1:30.506
33	1 LAP	1:31.363	22	35.678	1:29.701	38	1 LAP	1:36.199	42	3 LAPS	1:40.350	51	31.781	1:27.747
14	2 LAPS	1:32.322	20	2 LAPS	1:25.281	46	2 LAPS	1:36.091	46	2 LAPS	1:35.573	4	35.209	1:29.385
20	2 LAPS	1:26.196	59	1 LAP	1:37.461	9	47.391	1:26.203	33	1 LAP	1:30.989	2	36.258	1:27.002
60	1 LAP	1:30.636	33	1 LAP	1:31.342	33	1 LAP	1:31.400	38	1 LAP	1:36.191	88	2 LAPS	1:33.620
17	3 LAPS	1:44.995	18	2 LAPS	1:40.066	60	1 LAP	1:30.996	60	1 LAP	1:30.823	52	37.099	1:27.151
7	1 LAP	1:31.920	14	2 LAPS	1:30.757	14	2 LAPS	1:32.748	14	2 LAPS	1:30.488	18	2 LAPS	1:41.080
10	1 LAP	3:46.442P	60	1 LAP	1:28.659	24	1 LAP	1:28.070	24	1 LAP	1:26.975	17	3 LAPS	1:37.293
9	51.268	1:27.659	9	47.878	1:23.927	18	2 LAPS	1:41.140	34	9 LAPS	12:22.371P	99	2 LAPS	1:37.672
88	2 LAPS	1:32.912	7	1 LAP	1:32.718	7	1 LAP	1:33.104	7	1 LAP	1:31.505	1	1:02.229	1:25.880
24	1 LAP	1:28.824	24	1 LAP	1:27.853	88	2 LAPS	1:33.946	88	2 LAPS	1:34.609	21	3 LAPS	1:28.632
99	2 LAPS	1:38.875	17	3 LAPS	1:38.980	10	1 LAP	1:32.941	51	1:12.202	1:27.259	28	1 LAP	1:30.750
19	6 LAPS	1:45.082	88	2 LAPS	1:31.387	17	3 LAPS	1:38.432	10	1 LAP	1:31.787	27	2 LAPS	1:33.949
51	1:12.349	1:28.086	10	1 LAP	1:39.063	51	1:12.441	1:28.115	18	2 LAPS	1:41.452			
4	1:13.703	1:27.159	99	2 LAPS	1:35.837	4	1:13.998	1:27.491	4	1:13.992	1:27.492			
52	1:16.352	1:28.688	51	1:11.016	1:25.984	99	2 LAPS	1:37.637	2	1:17.424	1:27.255			
2	1:16.623	1:27.100	4	1:13.197	1:26.811	2	1:17.667	1:27.365	17	3 LAPS	1:37.267			
27	2 LAPS	1:34.991	52	1:16.729	1:27.694	52	1:18.402	1:28.363	52	1:18.116	1:27.212			
			2	1:16.992	1:27.686				99	2 LAPS	1:37.589			
			19	6 LAPS	1:46.525				21	3 LAPS	1:29.311			
									28	1 LAP	1:31.978			
									1	1:44.517	1:25.062			
									27	2 LAPS	1:35.180			
									19	6 LAPS	1:47.772			
									59	2 LAPS	4:10.835P			
									41	2 LAPS	1:39.495			

# Britsports/GoldArts

## RACE CLASSIFICATION - RACE 2 - LAP CHART

(contd.)

Lap 26			Lap 27			Lap 28			Lap 29			Lap 30		
No	Behind	Laptime	No	Behind	Laptime	No	Behind	Laptime	No	Behind	Laptime	No	Behind	Laptime
9		1:24.981	9		1:24.014	9		1:23.798	9		1:24.508	9		1:25.247
22	1.731	1:27.886	22	4.595	1:26.878	27	3 LAPS	1:33.698	28	2 LAPS	1:32.787	59	4 LAPS	1:40.438
41	3 LAPS	1:39.536	60	1 LAP	1:29.134	22	7.793	1:26.996	99	3 LAPS	1:35.047	28	2 LAPS	1:30.593
19	7 LAPS	1:48.809	41	3 LAPS	1:39.507	60	1 LAP	1:29.752	18	3 LAPS	1:40.710	17	4 LAPS	1:36.945
60	1 LAP	1:30.053	33	1 LAP	1:30.379	33	1 LAP	1:30.318	22	12.520	1:29.235	99	3 LAPS	1:33.707
33	1 LAP	1:32.018	19	7 LAPS	1:43.806	51	38.806	1:27.288	27	3 LAPS	1:34.728	22	14.156	1:26.883
46	2 LAPS	1:34.368	46	2 LAPS	1:32.421	41	3 LAPS	1:38.996	60	1 LAP	1:29.520	18	3 LAPS	1:39.179
14	2 LAPS	1:33.481	14	2 LAPS	1:32.503	14	2 LAPS	1:31.041	33	1 LAP	1:30.709	27	3 LAPS	1:34.383
59	3 LAPS	2:03.460	51	35.316	1:27.573	2	42.002	1:25.971	51	40.526	1:26.228	60	1 LAP	1:28.295
42	3 LAPS	1:39.077	2	39.829	1:27.098	46	2 LAPS	1:34.688	2	43.939	1:26.445	51	42.233	1:26.954
38	1 LAP	1:36.102	7	1 LAP	1:33.745	4	46.223	1:27.151	4	48.515	1:26.800	2	45.071	1:26.379
7	1 LAP	1:30.496	4	42.870	1:30.199	7	1 LAP	1:30.507	14	2 LAPS	1:31.568	33	1 LAP	1:32.181
51	31.757	1:26.131	52	43.918	1:28.716	52	48.889	1:28.769	46	2 LAPS	1:33.198	4	49.748	1:26.480
4	36.685	1:27.631	38	1 LAP	1:39.039	19	7 LAPS	1:49.319	52	53.582	1:29.201	14	2 LAPS	1:31.060
2	36.745	1:26.642	42	3 LAPS	1:41.229	38	1 LAP	1:38.400	7	1 LAP	1:31.899	52	55.974	1:27.639
52	39.216	1:28.272	88	2 LAPS	1:32.487	88	2 LAPS	1:32.257	41	3 LAPS	1:40.348	7	1 LAP	1:30.545
88	2 LAPS	1:33.238	59	3 LAPS	1:47.582	42	3 LAPS	1:38.814	88	2 LAPS	1:31.697	46	2 LAPS	1:34.403
17	3 LAPS	1:37.008	1	1:03.834	1:25.529	1	1:06.990	1:26.954	1	1:07.739	1:25.257	1	1:08.047	1:25.555
18	2 LAPS	1:40.044	21	3 LAPS	1:29.396	59	3 LAPS	1:42.201	38	1 LAP	1:36.830	41	3 LAPS	1:39.088
1	1:02.319	1:26.245	17	3 LAPS	1:37.428	17	3 LAPS	1:36.922	21	4 LAPS	2:52.877P	88	2 LAPS	1:33.486
21	3 LAPS	1:28.172	18	2 LAPS	1:39.451				42	3 LAPS	1:38.617	21	4 LAPS	1:33.958
99	2 LAPS	1:36.480	28	1 LAP	1:30.641							38	1 LAP	1:35.955
28	1 LAP	1:30.104	99	2 LAPS	1:35.116									
27	2 LAPS	1:33.440												

# Britsports/GoldArts

## RACE CLASSIFICATION - RACE 2 - LAP CHART


(contd.)

Lap 31			Lap 32			Lap 33			Lap 34			Lap 35		
No	Behind	Laptime	No	Behind	Laptime	No	Behind	Laptime	No	Behind	Laptime	No	Behind	Laptime
9		1:24.298	9		1:24.679	9		1:24.647	9		1:24.625	9		1:24.242
42	4 LAPS	1:37.516	41	4 LAPS	1:39.429	21	5 LAPS	1:29.118	19	11 LAPS	1:55.295	21	5 LAPS	1:28.278
28	2 LAPS	1:31.843	21	5 LAPS	1:27.495	88	3 LAPS	1:33.035	46	3 LAPS	1:32.435	46	3 LAPS	1:33.350
59	4 LAPS	1:38.642	38	2 LAPS	1:35.429	41	4 LAPS	1:38.996	21	5 LAPS	1:27.514	88	3 LAPS	1:32.533
22	16.990	1:27.132	42	4 LAPS	1:37.597	38	2 LAPS	1:36.429	88	3 LAPS	1:32.088	22	28.853	1:27.831
99	3 LAPS	1:34.723	28	2 LAPS	1:30.865	22	23.046	1:27.663	22	25.264	1:26.843	19	11 LAPS	1:49.746
17	4 LAPS	1:37.462	22	20.030	1:27.719	28	2 LAPS	1:32.027	41	4 LAPS	1:38.943	28	2 LAPS	1:33.030
27	3 LAPS	1:34.244	59	4 LAPS	1:38.002	42	4 LAPS	1:39.100	28	2 LAPS	1:31.561	41	4 LAPS	1:39.946
18	3 LAPS	1:38.901	99	3 LAPS	1:34.349	99	3 LAPS	1:35.150	42	4 LAPS	1:37.069	51	53.871	1:27.035
60	1 LAP	1:29.708	17	4 LAPS	1:36.692	59	4 LAPS	1:38.495	51	51.078	1:26.430	2	54.078	1:26.334
51	44.453	1:26.518	27	3 LAPS	1:33.942	51	49.273	1:27.175	2	51.986	1:27.021	42	4 LAPS	1:39.779
2	46.009	1:25.236	51	46.745	1:26.971	17	4 LAPS	1:37.185	99	3 LAPS	1:34.696	4	1:03.089	1:28.333
4	52.073	1:26.623	2	47.164	1:25.834	2	49.590	1:27.073	59	4 LAPS	1:37.683	99	3 LAPS	1:35.566
33	1 LAP	1:31.304	60	1 LAP	1:31.199	27	3 LAPS	1:33.629	4	58.998	1:27.901	60	1 LAP	1:29.015
52	59.584	1:27.908	18	3 LAPS	1:40.524	60	1 LAP	1:28.527	60	1 LAP	1:30.721	59	4 LAPS	1:37.460
14	2 LAPS	1:31.562	4	53.531	1:26.137	4	55.722	1:26.838	27	3 LAPS	1:34.261	52	1:10.919	1:27.969
7	1 LAP	1:29.797	19	10 LAPS	5:38.457P	52	1:05.697	1:28.283	17	4 LAPS	1:37.968	27	3 LAPS	1:35.228
1	1:09.182	1:25.433	33	1 LAP	1:30.461	33	1 LAP	1:31.033	52	1:07.192	1:26.120	1	1:13.552	1:25.889
46	2 LAPS	1:33.537	52	1:02.061	1:27.156	18	3 LAPS	1:39.215	1	1:11.905	1:25.408	17	4 LAPS	1:37.219
88	2 LAPS	1:32.660	14	2 LAPS	1:30.214	1	1:11.122	1:25.569	33	1 LAP	1:31.588	33	1 LAP	1:30.868
			1	1:10.200	1:25.697	14	2 LAPS	1:31.353	14	2 LAPS	1:31.057	14	2 LAPS	1:31.933
			7	1 LAP	1:31.277	7	1 LAP	1:29.784	18	3 LAPS	1:39.236	18	3 LAPS	1:38.655
			46	2 LAPS	1:34.105									

**Britsports/GoldArts  
GRID - RACE 4**

ROW 16	69	Davies	50	Williams/Pluck
ROW 15	20	Christopher/Flux	34	Ward/Wilson
ROW 14	10	Finneran/Hobday	45	Roberts
ROW 13	19	Krebs/Penn	24	Setters/Setters
ROW 12	21	Phillips/Greensall	66	Holey/Lesniewski
ROW 11	59	Laslett/Wilshire	17	Newman
ROW 10	41	Booth	42	Taylor/Leighton
ROW 9	18	Ali/Jones	38	Rihon
ROW 8	99	Corbett/Barrow	27	Croydon/Langfermann
ROW 7	46	Smith/McCaig	88	Griffiths/Gomes
ROW 6	14	Hodges/Hodges	7	Freeman/Freeman
ROW 5	33	Richardson/Devlin	28	Hawkins/Scarfe
ROW 4	1	Reynolds/Padmore	60	Fearn
ROW 3	4	Mountain/Halkiopoulos	52	Warren/Hyman
ROW 2	51	Richards/Hogarth/Dudfield	2	Ince/Kinsella
ROW 1	9	Hart/Buncombe	22	Demitriou/Kaiser

**POLE**



**Weather / Track : Overcast / Dry**

**These results are provisional until the conclusion of any judicial and technical matters.**

Brands Hatch

Circuit Length = 2.6082 miles.

Start: 14:47 End: 15:42

Clerk Of Course:	Stewards:	Timekeeper:
------------------	-----------	-------------

# Britsports/GoldArts

## RACE CLASSIFICATION - RACE 4 - 1 Hour

POS	NO	CL	NAME	CAR	TIME	LAPS	GAP	MPH	BEST
1	2	1	Ince/Kinsella	Radical SR8	1:00:21.058	37		95.96	1:24.800
2	4	1	Mountain/Halkiopoulos	Juno SS3	1:00:22.708	37	1.650	95.91	1:25.654
3	20	1	Christopher/Flux	Prosport L3000	1:00:23.101	37	2.043	95.90	1:25.216
4	51	1	Richards/Hogarth/Dudfield	Radical SR8	1:00:23.161	37	2.103	95.90	1:25.776
5	52	1	Warren/Hyman	Radical SR8	1:00:26.942	37	5.884	95.80	1:25.372
6	60	1	Fearns	Radical SR8	1:00:32.415	37	11.357	95.66	1:27.330
7	34	2	Ward/Wilson	Radical SR3	1:00:27.541	36	1 LAP	93.20	1:29.719
8	7	2	Freeman/Freeman	Radical Prosport	1:00:29.247	36	1 LAP	93.15	1:29.892
9	1	1	Reynolds/Padmore	Radical SR8	1:00:29.289	36	1 LAP	93.15	1:25.836
10	50	2	Williams/Pluck	Radical Prosport	1:00:34.100	36	1 LAP	93.03	1:29.782
11	46	2	Smith/McCaig	Radical SR3	1:00:35.194	36	1 LAP	93.00	1:31.355
12	33	2	Richardson/Devlin	Radical SR4	1:00:35.340	36	1 LAP	93.00	1:30.879
13	14	2	Hodges/Hodges	Radical Prosport	1:00:25.888	35	2 LAPS	90.65	1:30.400
14	10	1	Finneran/Hobday	Chiron	1:00:26.737	35	2 LAPS	90.63	1:30.340
15	88	1	Griffiths/Gomes	Jade Chrysler	1:00:39.162	35	2 LAPS	90.32	1:28.288
16	17	GA	Newman	Caterham Hi Busa	1:00:24.345	34	3 LAPS	88.10	1:36.985
17	27	2	Croydon/Langfermann	Radical SR3	1:00:26.630	34	3 LAPS	88.04	1:34.901
18	18	2	Ali/Jones	Radical Prosport	1:00:28.608	34	3 LAPS	87.99	1:32.305
19	38	2	Rihon	Radical SR3	1:00:32.363	34	3 LAPS	87.90	1:35.606
20	99	2	Corbett/Barrow	Radical SR3	1:00:39.583	34	3 LAPS	87.73	1:34.164
21	59	2	Laslett/Wilshire	Radical SR3	1:00:22.719	33	4 LAPS	85.55	1:35.763
22	42	2	Taylor/Leighton	Radical Prosport	1:00:25.245	33	4 LAPS	85.49	1:36.417
23	41	GA	Booth	Caterham Ford Duratec	1:00:36.751	33	4 LAPS	85.21	1:37.819
24	21	2	Phillips/Greensall	Norma M20	1:00:31.197	32	5 LAPS	82.76	1:28.592
25	9	1	Hart/Buncombe	Chiron	48:56.849	30	7 LAPS	95.93	1:24.112
26	22	1	Demitriou/Kaiser	Radical SR8	43:55.579	28	9 LAPS	99.77	1:24.440
27	69	2	Davies	Radical SR3	39:09.446	25	12 LAPS	99.94	1:31.589
28	19	GA	Krebs/Penn	Caterham R500	33:21.086	20	17 LAPS	93.87	1:37.841
29	28	2	Hawkins/Scarfe	Radical Prosport	41:24.179	13	24 LAPS	49.16	1:30.123

### FASTEST LAP

9	1	Hart/Buncombe	Chiron	1:24.112	8	111.63mph	179.65kph
21	2	Phillips/Greensall	Norma M20	1:28.592	28	105.98mph	170.56kph
17	GA	Newman	Caterham Hi Busa	1:36.985	16	96.81mph	155.80kph

Weather / Track : Overcast / Dry

These results are provisional until the conclusion of any judicial and technical matters.

Brands Hatch

Circuit Length = 2.6082 miles.

Start: 10:27 End: 11:27

Clerk Of Course:	Stewards:	Timekeeper:
------------------	-----------	-------------

## Britsports/GoldArts RACE CLASSIFICATION - RACE 4

POS	NO	CL	NAME	CAR	TIME	LAPS	GAP	MPH	BEST
1	2	1	Ince/Kinsella	Radical SR8	1:22:07.407	51		97.19	1:22.921
2	20	1	Christopher/Flux	Prosport L3000	1:22:09.253	51	1.846	97.16	1:23.621
3	51	1	Richards/Hogarth/Dudfield	Radical SR8	1:22:15.959	51	8.552	97.02	1:24.860
4	52	1	Warren/Hyman	Radical SR8	1:22:28.071	51	20.664	96.79	1:25.372
5	60	1	Fearns	Radical SR8	1:22:43.695	51	36.288	96.48	1:27.330
6	4	1	Mountain/Halkiopoulos	Juno SS3	1:23:37.857	51	1:30.450	95.44	1:25.654
7	1	1	Reynolds/Padmore	Radical SR8	1:22:12.125	50	1 LAP	95.20	1:23.105
8	34	2	Ward/Wilson	Radical SR3	1:22:46.002	50	1 LAP	94.55	1:29.719
9	7	2	Freeman/Freeman	Radical Prosport	1:22:54.256	50	1 LAP	94.39	1:29.892
10	33	2	Richardson/Devlin	Radical SR4	1:22:55.187	50	1 LAP	94.37	1:29.839
11	50	2	Williams/Pluck	Radical Prosport	1:23:01.567	50	1 LAP	94.25	1:29.782
12	46	2	Smith/McCaig	Radical SR3	1:23:04.791	50	1 LAP	94.19	1:31.355
13	88	1	Griffiths/Gomes	Jade Chrysler	1:22:50.372	49	2 LAPS	92.57	1:28.288
14	14	2	Hodges/Hodges	Radical Prosport	1:22:56.401	49	2 LAPS	92.46	1:30.400
15	10	1	Finneran/Hobday	Chiron	1:21:26.692	48	3 LAPS	92.24	1:30.340
16	18	2	Ali/Jones	Radical Prosport	1:23:05.360	48	3 LAPS	90.41	1:32.284
17	27	2	Croydon/Langfermann	Radical SR3	1:23:09.312	48	3 LAPS	90.34	1:34.120
18	99	2	Corbett/Barrow	Radical SR3	1:23:03.077	47	4 LAPS	88.57	1:34.104
19	59	2	Laslett/Wilshire	Radical SR3	1:23:03.848	46	5 LAPS	86.67	1:35.062
20	21	2	Phillips/Greensall	Norma M20	1:23:04.109	46	5 LAPS	86.67	1:28.592
21	42	2	Taylor/Leighton	Radical Prosport	1:23:10.328	46	5 LAPS	86.56	1:36.221
22	41	GA	Booth	Caterham Ford Duratec	1:23:16.355	46	5 LAPS	86.46	1:37.819
23	38	2	Rihon	Radical SR3	1:22:47.173	44	7 LAPS	83.18	1:34.996

### NOT CLASSIFIED

17	GA	Newman	Caterham Hi Busa	1:23:31.038	47	N.C.F.	88.08	1:36.985
19	GA	Krebs/Penn	Caterham R500	1:23:33.976	32	N.C.F.	59.93	1:37.841
9	1	Hart/Buncombe	Chiron	1:24:09.561	31	N.C.F.	57.65	1:24.112
22	1	Demitriou/Kaiser	Radical SR8	43:55.579	28	D.N.F.	99.77	1:24.440
69	2	Davies	Radical SR3	39:09.446	25	D.N.F.	99.94	1:31.589
28	2	Hawkins/Scarfe	Radical Prosport	41:24.179	13	D.N.F.	49.16	1:30.123

### FASTEST LAP

2	1	Ince/Kinsella	Radical SR8	1:22.921	50	113.23mph	182.23kph
21	2	Phillips/Greensall	Norma M20	1:28.592	28	105.98mph	170.56kph
17	GA	Newman	Caterham Hi Busa	1:36.985	16	96.81mph	155.80kph

Car No 17 Not Classified - Not Running at Red Flag  
Weather / Track : Overcast / Dry

Brands Hatch  
Circuit Length = 2.6082 miles.  
Start: 10:27 End: 11:51

Clerk of Course:	Stewards:	Timekeeper:
------------------	-----------	-------------

**Britsports/GoldArts**  
**RACE CLASSIFICATION - RACE 4 - LAP CHART**

Lap 1			Lap 2			Lap 3			Lap 4			Lap 5		
No	Behind	Laptime	No	Behind	Laptime	No	Behind	Laptime	No	Behind	Laptime	No	Behind	Laptime
9		1:27.935	9		1:25.263	9		1:24.662	9		1:24.564	9		1:26.457
22	0.521	1:28.456	22	0.563	1:25.305	22	0.695	1:24.794	22	0.715	1:24.584	22	0.752	1:26.494
4	2.924	1:30.859	4	3.939	1:26.278	51	5.217	1:25.776	51	6.920	1:26.267	51	8.330	1:27.867
51	3.272	1:31.207	51	4.103	1:26.094	4	6.744	1:27.467	4	8.335	1:26.155	4	8.559	1:26.681
2	5.818	1:33.753	2	8.364	1:27.809	2	10.118	1:26.416	2	12.296	1:26.742	2	13.519	1:27.680
52	6.457	1:34.392	52	9.432	1:28.238	52	11.315	1:26.545	52	12.872	1:26.121	52	14.532	1:28.117
60	8.571	1:36.506	60	14.898	1:31.590	88	21.286	1:30.569	88	26.563	1:29.841	88	30.119	1:30.013
88	10.716	1:38.651	88	15.379	1:29.926	60	26.137	1:35.901	60	32.840	1:31.267	60	38.226	1:31.843
33	11.681	1:39.616	7	19.178	1:32.667	28	26.727	1:32.043	28	33.550	1:31.387	28	39.250	1:32.157
7	11.774	1:39.709	28	19.346	1:32.634	7	27.533	1:33.017	7	34.512	1:31.543	7	40.137	1:32.082
28	11.975	1:39.910	14	20.893	1:33.535	14	28.315	1:32.084	14	35.301	1:31.550	14	40.564	1:31.720
14	12.621	1:40.556	33	22.450	1:36.032	33	31.610	1:33.822	33	39.768	1:32.722	20	40.680	1:26.954
1	14.120	1:42.055	1	23.397	1:34.540	50	32.359	1:32.813	20	40.183	1:29.399	50	45.047	1:31.319
46	14.813	1:42.748	50	24.208	1:34.379	1	33.021	1:34.286	50	40.185	1:32.390	33	47.136	1:33.825
50	15.092	1:43.027	46	24.345	1:34.795	46	33.749	1:34.066	1	42.753	1:34.296	1	48.785	1:32.489
99	15.534	1:43.469	99	24.923	1:34.652	99	34.456	1:34.195	46	43.291	1:34.106	46	49.913	1:33.079
27	17.632	1:45.567	18	30.613	1:37.496	20	35.348	1:27.528	99	44.056	1:34.164	69	56.496	1:34.643
18	18.380	1:46.315	27	32.074	1:39.705	69	41.285	1:32.905	69	48.310	1:31.589	99	1:02.331	1:44.732
17	19.025	1:46.960	20	32.482	1:34.879	18	42.247	1:36.296	18	52.784	1:35.101	18	1:03.761	1:37.434
38	19.575	1:47.510	17	32.772	1:39.010	17	47.380	1:39.270	34	56.913	1:33.859	34	1:05.183	1:34.727
41	19.646	1:47.581	69	33.042	1:37.230	34	47.618	1:37.307	10	1:00.670	1:35.793	10	1:10.759	1:36.546
19	20.359	1:48.294	38	34.206	1:39.894	27	47.989	1:40.577	17	1:01.633	1:38.817	17	1:17.821	1:42.645
69	21.075	1:49.010	41	34.458	1:40.075	38	48.248	1:38.704	38	1:02.468	1:38.784	38	1:18.570	1:42.559
34	22.652	1:50.587	34	34.973	1:37.584	41	49.172	1:39.376	27	1:03.349	1:39.924	27	1:19.419	1:42.527
20	22.866	1:50.801	19	35.276	1:40.180	19	49.332	1:38.718	21	1:03.782	1:38.051	19	1:20.033	1:42.700
59	23.718	1:51.653	21	36.857	1:37.371	10	49.441	1:36.253	19	1:03.790	1:39.022	21	1:20.856	1:43.531
42	24.614	1:52.549	10	37.850	1:38.245	21	50.295	1:38.100	41	1:04.762	1:40.154	41	1:24.880	1:46.575
21	24.749	1:52.684	59	39.572	1:41.117	59	53.908	1:38.998	59	1:07.296	1:37.952	42	1:25.105	1:44.065
10	24.868	1:52.803	42	40.322	1:40.971	42	54.437	1:38.777	42	1:07.497	1:37.624	59	1:26.442	1:45.603

Car No 17 Not Classified - Not Running at Red Flag  
Weather / Track : Overcast / Dry

Brands Hatch  
Circuit Length = 2.6082 miles.  
Start: 10:27 End: 11:51

# Britsports/GoldArts

## RACE CLASSIFICATION - RACE 4 - LAP CHART

(contd.)

Lap 6			Lap 7			Lap 8			Lap 9			Lap 10		
No	Behind	Laptime	No	Behind	Laptime	No	Behind	Laptime	No	Behind	Laptime	No	Behind	Laptime
9		2:04.258	9		1:25.817	9		1:24.112	9		1:25.438	9		1:26.966
22	0.130	2:03.636	22	0.247	1:25.934	22	0.575	1:24.440	42	1 LAP	1:38.115	22	2.374	1:28.388
51	0.633	1:56.561	51	1.760	1:26.944	51	3.610	1:25.962	22	0.952	1:25.815	51	5.898	1:28.421
4	1.742	1:57.441	4	2.452	1:26.527	4	4.050	1:25.710	59	1 LAP	1:37.323	4	6.890	1:28.549
2	2.371	1:53.110	2	3.620	1:27.066	2	6.227	1:26.719	51	4.443	1:26.271	38	1 LAP	1:36.494
52	2.724	1:52.450	52	3.825	1:26.918	52	6.877	1:27.164	41	1 LAP	1:39.415	2	8.938	1:29.552
88	6.295	1:40.434	88	10.312	1:29.834	88	14.997	1:28.797	4	5.307	1:26.695	17	1 LAP	1:37.406
60	12.393	1:38.425	20	16.243	1:27.951	20	18.739	1:26.608	2	6.352	1:25.563	52	10.893	1:31.048
28	12.944	1:37.952	60	16.660	1:30.084	60	21.214	1:28.666	52	6.811	1:25.372	27	1 LAP	1:38.615
7	13.433	1:37.554	28	19.157	1:32.030	28	25.306	1:30.261	88	18.021	1:28.462	21	1 LAP	1:38.886
14	13.893	1:37.587	7	19.496	1:31.880	7	26.310	1:30.926	20	19.235	1:25.934	42	1 LAP	1:40.740
20	14.109	1:37.687	14	20.171	1:32.095	14	26.836	1:30.777	60	23.617	1:27.841	59	1 LAP	1:40.939
50	17.675	1:36.886	50	22.290	1:30.432	50	28.280	1:30.102	28	29.991	1:30.123	19	1 LAP	1:43.599
33	18.484	1:35.606	33	25.689	1:33.022	33	33.778	1:32.201	7	31.732	1:30.860	41	1 LAP	1:39.365
1	24.112	1:39.585	1	30.201	1:31.906	1	37.536	1:31.447	14	32.196	1:30.798	20	19.647	1:27.378
46	26.369	1:40.714	69	34.658	1:33.744	69	42.606	1:32.060	50	32.886	1:30.044	88	21.642	1:30.587
69	26.731	1:34.493	46	34.881	1:34.329	46	43.166	1:32.397	33	40.761	1:32.421	60	26.951	1:30.300
99	38.122	1:40.049	34	48.401	1:35.322	10	58.023	1:32.378	1	42.400	1:30.302	28	33.763	1:30.738
18	38.601	1:39.098	99	48.610	1:36.305	34	58.131	1:33.842	69	49.167	1:31.999	7	35.782	1:31.016
34	38.896	1:37.971	18	49.093	1:36.309	99	1:00.815	1:36.317	46	49.631	1:31.903	14	36.269	1:31.039
10	43.813	1:37.312	10	49.757	1:31.761	18	1:01.388	1:36.407	10	1:02.925	1:30.340	50	36.789	1:30.869
17	57.648	1:44.085	17	1:10.177	1:38.346	38	1:23.470	1:37.129	34	1:06.322	1:33.629	1	46.634	1:31.200
19	58.172	1:42.397	19	1:10.196	1:37.841	19	1:24.536	1:38.452	99	1:09.902	1:34.525	33	47.391	1:33.596
38	58.823	1:44.511	38	1:10.453	1:37.447	17	1:24.565	1:38.500	18	1:27.489	1:51.539P	46	56.779	1:34.114
27	59.126	1:43.965	27	1:10.994	1:37.685	27	1:24.854	1:37.972				69	1:05.317	1:43.116
21	59.590	1:42.992	21	1:11.092	1:37.319	21	1:24.945	1:37.965				10	1:07.074	1:31.115
41	1:00.595	1:39.973	42	1:11.852	1:36.907							34	1:13.080	1:33.724
42	1:00.762	1:39.915	59	1:13.598	1:37.285							99	1:17.284	1:34.348
59	1:02.130	1:39.946	41	1:14.628	1:39.850									

Car No 17 Not Classified - Not Running at Red Flag  
Weather / Track : Overcast / Dry

Brands Hatch  
Circuit Length = 2.6082 miles.  
Start: 10:27 End: 11:51

**Britsports/GoldArts**

**RACE CLASSIFICATION - RACE 4 - LAP CHART**

(contd.)

Lap 11			Lap 12			Lap 13			Lap 14			Lap 15		
No	Behind	Laptime	No	Behind	Laptime	No	Behind	Laptime	No	Behind	Laptime	No	Behind	Laptime
9		1:24.165	9		1:24.593	9		1:24.791	9		1:25.488	9		1:24.845
22	3.444	1:25.235	99	1 LAP	1:35.424	22	5.138	1:25.615	10	1 LAP	1:30.869	46	1 LAP	1:31.938
51	8.222	1:26.489	22	4.314	1:25.463	34	1 LAP	1:33.002	22	5.674	1:26.024	22	6.879	1:26.050
4	8.733	1:26.008	51	11.605	1:27.976	51	14.008	1:27.194	69	1 LAP	1:32.857	10	1 LAP	1:31.664
2	12.300	1:27.527	4	11.655	1:27.515	4	14.028	1:27.164	34	1 LAP	1:33.276	69	1 LAP	1:32.621
52	13.830	1:27.102	2	14.372	1:26.665	99	1 LAP	1:35.728	51	16.318	1:27.798	4	17.832	1:26.299
38	1 LAP	1:35.606	52	15.349	1:26.112	2	15.592	1:26.011	4	16.378	1:27.838	2	19.855	1:27.244
21	1 LAP	1:35.394	20	27.143	1:27.831	52	16.831	1:26.273	2	17.456	1:27.352	51	21.177	1:29.704
17	1 LAP	1:37.481	38	1 LAP	1:37.087	20	28.632	1:26.280	52	18.362	1:27.019	52	22.886	1:29.369
27	1 LAP	1:36.573	21	1 LAP	1:34.447	88	39.559	1:29.988	99	1 LAP	1:35.553	34	1 LAP	1:35.273
20	23.905	1:28.423	88	34.362	1:31.026	21	1 LAP	1:35.626	20	30.147	1:27.003	20	32.999	1:27.697
18	1 LAP	1:48.215	17	1 LAP	1:37.989	60	43.364	1:31.557	88	42.493	1:28.422	99	1 LAP	1:35.490
88	27.929	1:30.452	60	36.598	1:29.999	38	1 LAP	1:37.393	60	46.611	1:28.735	88	46.229	1:28.581
42	1 LAP	1:38.217	27	1 LAP	1:38.008	17	1 LAP	1:37.020	21	1 LAP	1:32.958	60	49.460	1:27.694
59	1 LAP	1:37.919	18	1 LAP	1:37.531	27	1 LAP	1:36.535	38	1 LAP	1:36.051	21	1 LAP	1:32.900
19	1 LAP	1:38.495	42	1 LAP	1:36.417	18	1 LAP	1:36.417	17	1 LAP	1:37.773	38	1 LAP	1:36.261
60	31.192	1:28.406	59	1 LAP	1:36.091	59	1 LAP	1:36.806	27	1 LAP	1:37.756	50	1:09.880	1:31.296
41	1 LAP	1:38.630	19	1 LAP	1:39.479	42	1 LAP	1:38.049	18	1 LAP	1:37.251	18	1 LAP	1:34.642
7	42.702	1:31.085	41	1 LAP	1:38.268	7	57.156	1:32.777	59	1 LAP	1:35.976	7	1:10.736	1:31.593
50	44.085	1:31.461	7	49.170	1:31.061	50	57.930	1:31.188	50	1:03.429	1:30.987	14	1:13.334	1:32.820
28	44.096	1:34.498	14	51.038	1:31.514	14	58.778	1:32.531	7	1:03.988	1:32.320	17	1 LAP	1:37.459
14	44.117	1:32.013	50	51.533	1:32.041	19	1 LAP	1:38.797	42	1 LAP	1:37.415	1	1:13.966	1:33.135
1	51.551	1:29.082	1	56.792	1:29.834	41	1 LAP	1:39.788	14	1:05.359	1:32.069	27	1 LAP	1:37.931
33	55.983	1:32.757	33	1:03.438	1:32.048	1	1:01.122	1:29.121	1	1:05.676	1:30.042	59	1 LAP	1:37.111
46	1:04.406	1:31.792	46	1:11.841	1:32.028	33	1:10.270	1:31.623	19	1 LAP	1:38.350	42	1 LAP	1:37.908
69	1:14.159	1:33.007	10	1:22.670	1:31.787	46	1:18.405	1:31.355	41	1 LAP	1:37.819	33	1:25.162	1:34.124
10	1:15.476	1:32.567	69	1:23.482	1:33.916				33	1:15.883	1:31.101	19	1 LAP	1:39.337
34	1:21.939	1:33.024												

Car No 17 Not Classified - Not Running at Red Flag  
Weather / Track : Overcast / Dry

Brands Hatch  
Circuit Length = 2.6082 miles.  
Start: 10:27 End: 11:51

**Britsports/GoldArts**

**RACE CLASSIFICATION - RACE 4 - LAP CHART**

(contd.)

Lap 16			Lap 17			Lap 18			Lap 19			Lap 20		
No	Behind	Laptime	No	Behind	Laptime	No	Behind	Laptime	No	Behind	Laptime	No	Behind	Laptime
22		1:26.311	22		1:25.700	22		1:27.590	22		1:26.102	22		1:25.664
46	1 LAP	1:34.887	19	2 LAPS	1:39.843	17	2 LAPS	1:36.985	38	2 LAPS	1:36.725	14	1 LAP	1:32.388
41	2 LAPS	1:49.881	46	1 LAP	1:31.526	27	2 LAPS	1:36.895	18	2 LAPS	1:35.646	4	12.777	1:27.954
10	1 LAP	1:31.180	4	10.552	1:25.956	59	2 LAPS	1:36.865	33	1 LAP	1:32.911	18	2 LAPS	1:35.947
4	10.296	1:25.654	10	1 LAP	1:32.329	33	1 LAP	1:32.215	4	10.487	1:27.252	38	2 LAPS	1:37.959
2	12.963	1:26.298	2	15.266	1:28.003	42	2 LAPS	1:37.238	27	2 LAPS	1:37.216	33	1 LAP	1:31.946
69	1 LAP	1:32.573	51	15.800	1:26.802	4	9.337	1:26.375	59	2 LAPS	1:39.003	2	16.990	1:27.314
51	14.698	1:26.711	52	16.735	1:26.878	46	1 LAP	1:31.924	17	2 LAPS	1:39.601	52	21.431	1:28.853
52	15.557	1:25.861	41	2 LAPS	1:40.516	2	14.505	1:26.829	2	15.340	1:26.937	51	22.811	1:28.221
34	1 LAP	1:33.558	69	1 LAP	1:32.583	10	1 LAP	1:31.049	42	2 LAPS	1:37.240	27	2 LAPS	1:36.480
20	26.314	1:26.505	20	27.287	1:26.673	52	18.161	1:29.016	52	18.242	1:26.183	59	2 LAPS	1:36.518
99	1 LAP	1:34.642	34	1 LAP	1:33.964	19	2 LAPS	1:40.053	99	3 LAPS	4:01.998P	46	1 LAP	1:33.981
88	41.327	1:28.288	88	45.383	1:29.756	51	19.870	1:31.660	46	1 LAP	1:32.773	17	2 LAPS	1:38.871
60	44.091	1:27.821	60	46.536	1:28.145	69	1 LAP	1:32.272	51	20.254	1:26.486	10	1 LAP	1:31.418
21	1 LAP	1:34.112	21	1 LAP	1:32.994	20	26.638	1:26.941	10	1 LAP	1:31.024	42	2 LAPS	1:37.507
50	1:06.943	1:30.253	50	1:11.549	1:30.306	41	2 LAPS	1:39.156	20	27.741	1:27.205	20	29.691	1:27.614
7	1:08.670	1:31.124	7	1:13.478	1:30.508	9	2 LAPS	5:01.702P	69	1 LAP	1:32.631	99	3 LAPS	1:44.807
38	1 LAP	1:36.441	1	1:15.783	1:29.725	34	1 LAP	1:33.457	19	2 LAPS	1:38.802	69	1 LAP	1:33.414
1	1:11.758	1:30.982	14	1:19.676	1:32.220	88	47.493	1:29.700	9	2 LAPS	1:33.362	9	2 LAPS	1:27.879
14	1:13.156	1:33.012	38	1 LAP	1:36.797	60	47.635	1:28.689	41	2 LAPS	1:38.385	19	2 LAPS	1:39.371
18	1 LAP	1:35.848	18	1 LAP	1:34.498	21	1 LAP	1:32.975	34	1 LAP	1:33.154	60	52.709	1:29.510
17	1 LAP	1:37.092				50	1:14.394	1:30.435	60	48.863	1:27.330	34	1 LAP	1:34.027
27	1 LAP	1:36.754				7	1:15.780	1:29.892	88	52.047	1:30.656	88	55.772	1:29.389
59	1 LAP	1:35.763				1	1:17.462	1:29.269	50	1:19.598	1:31.306	41	2 LAPS	1:38.921
42	1 LAP	1:36.945				14	1:23.146	1:31.060	21	1 LAP	1:33.866	1	1:23.831	1:28.949
33	1:24.117	1:32.145							1	1:20.546	1:29.186	50	1:25.378	1:31.444
									7	1:20.646	1:30.968	7	1:26.006	1:31.024

Car No 17 Not Classified - Not Running at Red Flag  
Weather / Track : Overcast / Dry

Brands Hatch  
Circuit Length = 2.6082 miles.  
Start: 10:27 End: 11:51

**Britsports/GoldArts**

**RACE CLASSIFICATION - RACE 4 - LAP CHART**

(contd.)

Lap 21			Lap 22			Lap 23			Lap 24			Lap 25		
No	Behind	Laptime	No	Behind	Laptime	No	Behind	Laptime	No	Behind	Laptime	No	Behind	Laptime
22		1:26.486	22		1:25.728	22		1:25.020	22		1:25.107	22		1:24.745
21	2 LAPS	1:35.690	50	1 LAP	1:29.782	1	1 LAP	1:29.199	1	1 LAP	1:28.111	1	1 LAP	1:28.821
14	1 LAP	1:30.700	7	1 LAP	1:30.701	50	1 LAP	1:30.093	41	3 LAPS	1:38.584	50	1 LAP	1:30.621
4	12.381	1:26.090	21	2 LAPS	1:33.351	7	1 LAP	1:30.527	50	1 LAP	1:30.303	4	20.872	1:27.455
2	18.749	1:28.245	14	1 LAP	1:30.400	4	15.813	1:27.296	7	1 LAP	1:30.258	7	1 LAP	1:30.702
52	22.294	1:27.349	4	13.537	1:26.884	14	1 LAP	1:33.128	4	18.162	1:27.456	41	3 LAPS	1:40.363
33	1 LAP	1:32.694	2	19.205	1:26.184	21	2 LAPS	1:34.516	2	25.793	1:29.559	2	26.818	1:25.770
51	23.316	1:26.991	52	22.407	1:25.841	2	21.341	1:27.156	52	26.385	1:28.473	52	27.895	1:26.255
18	2 LAPS	1:35.696	51	23.937	1:26.349	52	23.019	1:25.632	51	27.223	1:26.488	18	4 LAPS	4:11.793P
38	2 LAPS	1:36.859	33	1 LAP	1:31.182	51	25.842	1:26.925	14	1 LAP	1:31.608	51	28.842	1:26.364
27	2 LAPS	1:35.798	18	2 LAPS	1:34.949	33	1 LAP	1:31.539	21	2 LAPS	1:35.405	14	1 LAP	1:32.436
10	1 LAP	1:31.554	20	35.593	1:27.345	20	37.867	1:27.294	20	40.363	1:27.603	21	2 LAPS	1:33.259
20	33.976	1:30.771	38	2 LAPS	1:36.929	10	1 LAP	1:35.069	33	1 LAP	1:33.001	20	43.827	1:28.209
46	1 LAP	1:34.199	10	1 LAP	1:31.200	46	1 LAP	1:32.604	10	1 LAP	1:31.048	33	1 LAP	1:32.586
59	2 LAPS	1:37.178	46	1 LAP	1:33.363	38	2 LAPS	1:37.736	9	2 LAPS	1:28.130	9	2 LAPS	1:28.028
42	2 LAPS	1:36.501	27	2 LAPS	1:37.942	9	2 LAPS	1:28.819	46	1 LAP	1:32.818	10	1 LAP	1:31.000
17	2 LAPS	1:37.914	59	2 LAPS	1:36.177	27	2 LAPS	1:36.159	38	2 LAPS	1:38.304	46	1 LAP	1:31.917
69	1 LAP	1:32.113	9	2 LAPS	1:28.493	59	2 LAPS	1:36.174	69	1 LAP	1:31.806	60	1:10.155	1:28.346
9	2 LAPS	1:28.985	42	2 LAPS	1:37.025	69	1 LAP	1:31.777	60	1:06.554	1:29.443	69	1 LAP	1:32.427
99	3 LAPS	1:35.080	69	1 LAP	1:32.210	60	1:02.218	1:30.375	27	2 LAPS	1:36.384	38	2 LAPS	1:36.395
60	54.607	1:28.384	17	2 LAPS	1:37.931	42	2 LAPS	1:39.472	59	2 LAPS	1:37.253	88	1:17.941	1:29.820
19	2 LAPS	1:39.279	60	56.863	1:27.984	17	2 LAPS	1:39.048	88	1:12.866	1:31.062	27	2 LAPS	1:36.882
88	59.728	1:30.442	99	3 LAPS	1:35.851	99	3 LAPS	1:34.277	42	2 LAPS	1:37.387	59	2 LAPS	1:36.065
34	1 LAP	1:33.457	88	1:03.051	1:29.051	88	1:06.911	1:28.880	99	3 LAPS	1:36.639			
41	2 LAPS	1:39.232	34	1 LAP	1:33.905	34	1 LAP	1:33.022	17	2 LAPS	1:38.164			
1	1:25.700	1:28.355	19	2 LAPS	1:38.077				34	1 LAP	1:32.647			
			41	2 LAPS	1:38.600									

Car No 17 Not Classified - Not Running at Red Flag  
Weather / Track : Overcast / Dry

Brands Hatch  
Circuit Length = 2.6082 miles.  
Start: 10:27 End: 11:51

**Britsports/GoldArts**

**RACE CLASSIFICATION - RACE 4 - LAP CHART**

(contd.)

Lap 26			Lap 27			Lap 28			Lap 29			Lap 30		
No	Behind	Laptime	No	Behind	Laptime	No	Behind	Laptime	No	Behind	Laptime	No	Behind	Laptime
22		1:28.342	2		3:36.253P	2		1:41.533	2		1:27.858	2		1:25.941
42	3 LAPS	1:38.290	4	7.509	3:51.512P	4	5.365	1:39.389	88	1 LAP	1:40.239	88	1 LAP	1:31.472
99	4 LAPS	1:37.082	22	23.760	4:27.144P	14	2 LAPS	5:15.265P	4	4.674	1:27.167	42	4 LAPS	1:50.502
17	3 LAPS	1:38.141	50	1 LAP	4:19.628P	10	2 LAPS	4:49.302P	27	3 LAPS	1:43.063	4	6.987	1:28.254
34	2 LAPS	1:32.692	99	3 LAPS	2:30.595	22	17.634	1:35.407	14	2 LAPS	1:42.613	17	3 LAPS	1:38.701
1	1 LAP	1:27.317	7	1 LAP	4:21.756P	99	3 LAPS	1:34.728	10	2 LAPS	1:41.251	27	3 LAPS	1:35.761
4	19.381	1:26.851	51	44.393	4:19.268P	59	3 LAPS	4:49.551P	20	33.439	1:26.739	38	3 LAPS	4:15.839P
50	1 LAP	1:30.851	41	2 LAPS	2:27.440	20	34.558	1:28.373	51	37.609	1:27.461	14	2 LAPS	1:32.197
7	1 LAP	1:30.805	18	3 LAPS	2:26.622	18	3 LAPS	1:33.330	21	2 LAPS	1:29.544	10	2 LAPS	1:32.559
2	27.131	1:28.655	52	46.975	4:22.341P	34	1 LAP	1:32.112	18	3 LAPS	1:33.516	20	32.714	1:25.216
52	28.018	1:28.465	38	1 LAP	1:46.079	21	2 LAPS	1:31.434	34	1 LAP	1:31.932	51	37.930	1:26.262
51	28.509	1:28.009	34	1 LAP	1:44.637	51	38.006	1:35.146	99	3 LAPS	1:36.876	21	2 LAPS	1:28.592
41	3 LAPS	1:38.476	46	1 LAP	3:41.216P	41	2 LAPS	1:39.821	52	44.861	1:28.602	34	1 LAP	1:29.719
14	1 LAP	1:31.736	20	47.718	1:40.008	52	44.117	1:38.675	7	1 LAP	1:32.928	52	47.999	1:29.079
18	4 LAPS	1:41.345	21	2 LAPS	1:39.582	7	1 LAP	1:44.555	46	1 LAP	1:34.352	18	3 LAPS	1:33.476
10	1 LAP	1:34.628	9	1 LAP	1:36.629	50	1 LAP	1:50.418	9	1 LAP	1:30.020	99	3 LAPS	1:35.361
46	1 LAP	1:34.265	33	1 LAP	1:44.222	9	1 LAP	1:28.128	41	2 LAPS	1:40.048	7	1 LAP	1:30.931
69	1 LAP	1:32.450	60	1:21.490	1:42.473	33	1 LAP	1:31.794	50	1 LAP	1:36.102	9	1 LAP	1:27.763
28	14 LAPS	2:06.877P	17	2 LAPS	1:43.854	1	1 LAP	4:32.497P	59	3 LAPS	1:55.554	46	1 LAP	1:33.362
38	2 LAPS	1:37.741	88	1:29.724	4:08.501P	60	1:08.026	1:28.069	33	1 LAP	1:31.076	50	1 LAP	1:33.592
88	1:24.607	1:35.008	27	2 LAPS	4:17.210P	42	3 LAPS	4:41.602P	1	1 LAP	1:31.958	41	2 LAPS	1:38.773
27	2 LAPS	1:37.200				17	2 LAPS	1:38.676	60	1:08.165	1:27.997	1	1 LAP	1:26.340
59	2 LAPS	1:37.540				46	1 LAP	1:39.837				60	1:10.749	1:28.525
9	2 LAPS	2:20.587P										33	1 LAP	1:31.651
99	3 LAPS	2:10.837										59	3 LAPS	1:40.873
42	2 LAPS	2:11.319												
1	2:15.906	2:05.700												
41	2 LAPS	1:44.159												
18	3 LAPS	1:38.277												
38	1 LAP	1:39.362												
34	1 LAP	3:02.013P												
20	3:11.094	3:55.609P												
21	2 LAPS	4:00.424P												
33	1 LAP	4:09.159P												
28	13 LAPS	2:13.569												
9	1 LAP	1:39.082												
60	3:42.401	4:00.588P												
17	2 LAPS	3:41.526P												

Car No 17 Not Classified - Not Running at Red Flag  
Weather / Track : Overcast / Dry

Brands Hatch  
Circuit Length = 2.6082 miles.  
Start: 10:27 End: 11:51

# Britsports/GoldArts

## RACE CLASSIFICATION - RACE 4 - LAP CHART

(contd.)

Lap 31			Lap 32			Lap 33			Lap 34			Lap 35		
No	Behind	Laptime	No	Behind	Laptime	No	Behind	Laptime	No	Behind	Laptime	No	Behind	Laptime
2		1:25.551	2		1:24.800	2		1:25.734	2		2:15.083	2		2:24.632
88	1 LAP	1:30.304	59	4 LAPS	1:37.510	41	3 LAPS	1:39.363	59	4 LAPS	2:00.980	59	4 LAPS	2:24.313
4	11.257	1:29.821	4	14.873	1:28.416	59	4 LAPS	1:36.086	4	1.576	1:58.673	4	1.307	2:24.363
17	3 LAPS	1:39.025	88	1 LAP	1:30.189	4	17.986	1:28.847	88	1 LAP	1:57.362	41	4 LAPS	4:33.553P
42	4 LAPS	1:40.065	17	3 LAPS	1:37.713	88	1 LAP	1:29.638	20	2.853	1:41.699	20	2.648	2:24.427
27	3 LAPS	1:34.901	42	4 LAPS	1:37.513	20	36.237	1:26.576	51	4.070	1:38.717	51	3.077	2:23.639
20	34.720	1:27.557	20	35.395	1:25.475	51	40.436	1:26.218	17	3 LAPS	1:53.150	17	3 LAPS	2:04.120
14	2 LAPS	1:32.959	51	39.952	1:26.303	17	3 LAPS	1:38.230	42	4 LAPS	1:52.840	42	4 LAPS	2:04.354
51	38.449	1:26.070	27	3 LAPS	1:35.249	42	4 LAPS	1:39.336	14	2 LAPS	1:46.701	14	2 LAPS	2:03.083
10	2 LAPS	1:33.099	14	2 LAPS	1:32.874	14	2 LAPS	1:36.727	27	3 LAPS	1:46.395	27	3 LAPS	2:03.357
52	49.830	1:27.382	10	2 LAPS	1:31.767	27	3 LAPS	1:37.519	10	2 LAPS	1:43.105	10	2 LAPS	2:03.967
34	1 LAP	1:29.870	52	52.153	1:27.123	10	2 LAPS	1:39.489	52	29.105	1:42.727	52	8.378	2:03.905
18	3 LAPS	1:33.193	34	1 LAP	1:30.376	52	1:01.461	1:35.042	34	1 LAP	1:42.604	34	1 LAP	2:03.817
9	1 LAP	1:29.888	18	3 LAPS	1:32.561	34	1 LAP	1:32.258	18	3 LAPS	1:34.632	18	3 LAPS	2:03.339
7	1 LAP	1:31.188	7	1 LAP	1:30.812	18	3 LAPS	1:32.305	7	1 LAP	1:35.139	7	1 LAP	1:57.609
38	3 LAPS	2:01.023	1	1 LAP	1:27.510	7	1 LAP	1:37.653	1	1 LAP	1:35.141	1	1 LAP	1:58.099
99	3 LAPS	1:36.027	99	3 LAPS	1:37.362	1	1 LAP	1:33.591	21	5 LAPS	6:34.058P	99	3 LAPS	1:53.460
46	1 LAP	1:32.911	38	3 LAPS	1:39.866	99	3 LAPS	1:35.311	99	3 LAPS	1:34.989	21	5 LAPS	1:54.485
1	1 LAP	1:25.836	46	1 LAP	1:34.404	38	3 LAPS	1:38.235	38	3 LAPS	1:40.824	38	3 LAPS	1:45.143
50	1 LAP	1:32.884	60	1:17.638	1:28.812	60	1:30.343	1:38.439	60	56.187	1:40.927	60	17.855	1:46.300
60	1:13.626	1:28.428	50	1 LAP	1:32.668	50	1 LAP	1:39.899	50	1 LAP	1:41.691	50	1 LAP	1:44.391
33	1 LAP	1:30.879	33	1 LAP	1:30.891	46	1 LAP	1:41.327	46	1 LAP	1:41.891	46	1 LAP	1:43.545
41	2 LAPS	1:38.945				33	1 LAP	1:36.887	33	1 LAP	1:42.216	33	1 LAP	1:43.142

Car No 17 Not Classified - Not Running at Red Flag  
Weather / Track : Overcast / Dry

Brands Hatch  
Circuit Length = 2.6082 miles.  
Start: 10:27 End: 11:51

**Britsports/GoldArts**

**RACE CLASSIFICATION - RACE 4 - LAP CHART**

(contd.)

Lap 36			Lap 37			Lap 38			Lap 39			Lap 40		
No	Behind	Laptime	No	Behind	Laptime	No	Behind	Laptime	No	Behind	Laptime	No	Behind	Laptime
2		2:38.902	2		2:14.612	2		1:26.666	2		1:24.593	2		1:23.872
59	4 LAPS	2:38.872	4	1.650	2:14.614	20	3.249	1:27.872	20	3.243	1:24.587	20	3.399	1:24.028
4	1.648	2:39.243	59	4 LAPS	2:15.725	4	4.210	1:29.226	51	5.556	1:25.729	51	6.586	1:24.902
20	2.622	2:38.876	20	2.043	2:14.033	51	4.420	1:28.983	4	7.745	1:28.128	4	11.365	1:27.492
51	3.254	2:39.079	51	2.103	2:13.461	52	11.233	1:32.015	1	1 LAP	1:25.226	1	1 LAP	1:24.058
17	3 LAPS	2:38.908	17	3 LAPS	2:13.934	1	1 LAP	1:30.129	52	14.029	1:27.389	52	16.595	1:26.438
42	4 LAPS	2:39.006	42	4 LAPS	2:13.434	14	2 LAPS	1:34.355	14	2 LAPS	1:31.018	34	1 LAP	1:30.448
14	2 LAPS	2:38.982	14	2 LAPS	2:13.111	34	1 LAP	1:33.688	34	1 LAP	1:30.395	14	2 LAPS	1:32.248
27	3 LAPS	2:39.205	27	3 LAPS	2:12.920	59	4 LAPS	1:38.524	60	25.398	1:33.228	60	30.156	1:28.630
10	2 LAPS	2:38.910	10	2 LAPS	2:12.356	10	2 LAPS	1:35.670	59	4 LAPS	1:36.731	7	1 LAP	1:31.007
52	8.525	2:39.049	52	5.884	2:11.971	7	1 LAP	1:34.770	10	2 LAPS	1:36.094	10	2 LAPS	1:36.209
34	1 LAP	2:39.944	34	1 LAP	2:11.249	60	16.763	1:32.072	7	1 LAP	1:34.929	18	3 LAPS	1:36.167
18	3 LAPS	2:39.761	18	3 LAPS	2:11.823	27	3 LAPS	1:38.888	18	3 LAPS	1:33.598	33	1 LAP	1:33.024
7	1 LAP	2:38.423	7	1 LAP	2:11.654	18	3 LAPS	1:37.096	21	5 LAPS	1:35.332	59	4 LAPS	1:38.888
1	1 LAP	2:38.250	1	1 LAP	2:11.133	21	5 LAPS	1:36.193	33	1 LAP	1:33.386	21	5 LAPS	1:34.426
21	5 LAPS	2:36.481	21	5 LAPS	2:12.205	42	4 LAPS	1:42.446	50	1 LAP	1:35.527	50	1 LAP	1:34.117
38	3 LAPS	2:36.108	38	3 LAPS	2:12.568	50	1 LAP	1:33.930	27	3 LAPS	1:38.289	88	2 LAPS	1:32.165
60	15.060	2:36.107	60	11.357	2:10.909	38	3 LAPS	1:37.333	42	4 LAPS	1:37.212	27	3 LAPS	1:35.565
50	1 LAP	2:36.071	50	1 LAP	2:12.128	33	1 LAP	1:34.426	38	3 LAPS	1:36.094	46	1 LAP	1:34.305
46	1 LAP	2:36.031	46	1 LAP	2:12.697	17	3 LAPS	1:45.621	46	1 LAP	1:35.526	42	4 LAPS	1:37.810
33	1 LAP	2:37.046	33	1 LAP	2:11.642	46	1 LAP	1:35.242	88	2 LAPS	1:34.177	38	3 LAPS	1:37.208
41	4 LAPS	2:53.195	41	4 LAPS	2:12.471	88	2 LAPS	1:32.653	19	18 LAPS	30:27.604P	99	3 LAPS	1:34.740
88	2 LAPS	5:28.486P	88	2 LAPS	2:05.336	99	3 LAPS	1:36.378	17	3 LAPS	1:39.567	17	3 LAPS	1:38.428
99	3 LAPS	3:04.094P	99	3 LAPS	1:54.616	41	4 LAPS	1:44.333	99	3 LAPS	1:34.104	41	4 LAPS	1:38.707
									41	4 LAPS	1:39.282	19	18 LAPS	1:55.892

Car No 17 Not Classified - Not Running at Red Flag  
Weather / Track : Overcast / Dry

Brands Hatch  
Circuit Length = 2.6082 miles.  
Start: 10:27 End: 11:51

**Britsports/GoldArts**

**RACE CLASSIFICATION - RACE 4 - LAP CHART**

(contd.)

Lap 41			Lap 42			Lap 43			Lap 44			Lap 45		
No	Behind	Laptime	No	Behind	Laptime	No	Behind	Laptime	No	Behind	Laptime	No	Behind	Laptime
2		1:24.123	2		1:24.834	2		1:24.126	2		1:24.877	2		1:25.162
20	3.452	1:24.176	20	2.626	1:24.008	20	2.636	1:24.136	20	1.485	1:23.726	20	0.925	1:24.602
51	7.887	1:25.424	19	19 LAPS	1:45.909	41	5 LAPS	1:39.032	51	11.802	1:27.001	59	5 LAPS	1:35.062
1	1 LAP	1:26.175	51	8.175	1:25.122	51	9.678	1:25.629	1	1 LAP	1:24.662	99	4 LAPS	1:34.350
4	15.901	1:28.659	1	1 LAP	1:24.951	1	1 LAP	1:24.395	17	4 LAPS	1:48.331	51	12.859	1:26.219
52	19.176	1:26.704	4	19.091	1:28.024	4	22.490	1:27.525	41	5 LAPS	1:38.576	42	5 LAPS	1:40.666
34	1 LAP	1:29.794	52	21.283	1:26.941	52	23.902	1:26.745	4	25.205	1:27.592	1	1 LAP	1:24.739
14	2 LAPS	1:31.602	34	1 LAP	1:30.591	19	19 LAPS	1:43.668	52	25.461	1:26.436	4	28.629	1:28.586
60	34.884	1:28.851	60	38.486	1:28.436	60	42.689	1:28.329	19	19 LAPS	1:42.506	52	28.811	1:28.512
7	1 LAP	1:30.740	14	2 LAPS	1:31.767	34	1 LAP	1:31.048	60	46.476	1:28.664	41	5 LAPS	1:38.350
10	2 LAPS	1:32.164	7	1 LAP	1:30.791	14	2 LAPS	1:30.965	34	1 LAP	1:30.170	17	4 LAPS	1:40.825
33	1 LAP	1:31.195	10	2 LAPS	1:32.909	7	1 LAP	1:29.917	14	2 LAPS	1:30.952	60	51.453	1:30.139
18	3 LAPS	1:32.284	33	1 LAP	1:32.780	33	1 LAP	1:31.133	7	1 LAP	1:30.982	34	1 LAP	1:31.885
88	2 LAPS	1:32.213	88	2 LAPS	1:29.985	88	2 LAPS	1:31.350	88	2 LAPS	1:29.784	19	19 LAPS	1:43.599
50	1 LAP	1:32.965	18	3 LAPS	1:32.858	10	2 LAPS	1:33.892	33	1 LAP	1:32.079	14	2 LAPS	1:34.857
21	5 LAPS	1:35.879	50	1 LAP	1:31.142	18	3 LAPS	1:33.807	10	2 LAPS	1:31.276	7	1 LAP	1:37.363
46	1 LAP	1:35.190	21	5 LAPS	1:33.140	50	1 LAP	1:33.074	50	1 LAP	1:33.089	88	2 LAPS	1:33.265
27	3 LAPS	1:36.815	46	1 LAP	1:32.039	21	5 LAPS	1:33.235	21	5 LAPS	1:35.431	33	1 LAP	1:32.898
59	4 LAPS	1:39.656	27	3 LAPS	1:34.284	46	1 LAP	1:32.581	46	1 LAP	1:35.299	10	2 LAPS	1:36.220
42	4 LAPS	1:36.221	59	4 LAPS	1:36.676	27	3 LAPS	1:34.120	18	3 LAPS	1:41.858	50	1 LAP	1:34.548
38	3 LAPS	1:36.374	38	3 LAPS	1:35.476	59	4 LAPS	1:35.271	27	3 LAPS	1:34.318	21	5 LAPS	1:38.309
99	3 LAPS	1:34.829	42	4 LAPS	1:37.023	38	3 LAPS	1:34.996				46	1 LAP	1:38.197
17	3 LAPS	1:38.962	99	3 LAPS	1:36.761	42	4 LAPS	1:36.513				18	3 LAPS	1:38.373
41	4 LAPS	1:39.624	17	3 LAPS	1:38.751	99	3 LAPS	1:36.199				27	3 LAPS	1:44.378

Car No 17 Not Classified - Not Running at Red Flag  
Weather / Track : Overcast / Dry

Brands Hatch  
Circuit Length = 2.6082 miles.  
Start: 10:27 End: 11:51

**Britsports/GoldArts**

**RACE CLASSIFICATION - RACE 4 - LAP CHART**

(contd.)

Lap 46			Lap 47			Lap 48			Lap 49			Lap 50		
No	Behind	Laptime	No	Behind	Laptime	No	Behind	Laptime	No	Behind	Laptime	No	Behind	Laptime
2		2:31.896	2		2:21.161	2		1:25.006	2		1:23.742	2		1:22.921
20	0.363	2:31.334	20	0.103	2:20.901	20	0.255	1:25.158	20	0.753	1:24.240	20	1.595	1:23.763
59	5 LAPS	2:28.818	59	5 LAPS	2:21.991	51	3.157	1:25.766	51	4.275	1:24.860	1	1 LAP	1:23.105
99	4 LAPS	2:26.613	99	4 LAPS	2:21.198	1	1 LAP	1:25.591	1	1 LAP	1:23.956	51	6.963	1:25.609
51	2.741	2:21.778	51	2.397	2:20.817	52	8.701	1:29.202	38	7 LAPS	1:52.232	52	16.106	1:27.150
42	5 LAPS	2:21.761	42	5 LAPS	2:20.942	59	5 LAPS	1:37.038	52	11.877	1:26.918	38	7 LAPS	1:41.686
1	1 LAP	2:21.868	1	1 LAP	2:20.467	4	14.222	1:35.299	60	22.729	1:30.293	60	28.923	1:29.115
4	5.443	2:08.710	4	3.929	2:19.647	99	4 LAPS	1:38.051	34	1 LAP	1:31.466	34	1 LAP	1:29.769
52	5.855	2:08.940	52	4.505	2:19.811	60	16.178	1:33.041	59	5 LAPS	1:38.553	88	2 LAPS	1:29.503
41	5 LAPS	2:03.130	41	5 LAPS	2:21.297	42	5 LAPS	1:38.067	99	4 LAPS	1:37.795	7	1 LAP	1:31.008
17	4 LAPS	2:03.160	17	4 LAPS	2:22.255	34	1 LAP	1:30.584	88	2 LAPS	1:32.901	33	1 LAP	1:32.775
60	10.104	1:50.547	60	8.143	2:19.200	14	2 LAPS	1:32.449	7	1 LAP	1:34.106	14	2 LAPS	1:33.469
34	1 LAP	1:46.063	34	1 LAP	2:22.737	41	5 LAPS	1:38.957	14	2 LAPS	1:34.434	59	5 LAPS	1:36.406
19	19 LAPS	1:51.957	19	19 LAPS	2:13.146	7	1 LAP	1:32.562	33	1 LAP	1:32.481	10	2 LAPS	1:33.432
14	2 LAPS	1:48.874	14	2 LAPS	2:12.934	88	2 LAPS	1:31.399	42	5 LAPS	1:38.718	50	1 LAP	1:32.966
7	1 LAP	1:43.338	7	1 LAP	2:12.489	33	1 LAP	1:33.378	10	2 LAPS	1:32.360	99	4 LAPS	1:37.763
88	2 LAPS	1:39.845	33	1 LAP	2:11.337	10	2 LAPS	1:33.348	50	1 LAP	1:32.412	42	5 LAPS	1:38.362
33	1 LAP	1:39.116	88	2 LAPS	2:12.186	17	4 LAPS	1:41.033	41	5 LAPS	1:39.531	21	5 LAPS	1:33.368
10	2 LAPS	1:37.120	10	2 LAPS	2:09.261	50	1 LAP	1:34.899	21	5 LAPS	1:33.743	46	1 LAP	1:33.036
50	1 LAP	1:36.599	50	1 LAP	2:08.579	21	5 LAPS	1:35.518	46	1 LAP	1:34.208	18	3 LAPS	1:32.657
21	5 LAPS	1:37.891	21	5 LAPS	1:57.338	46	1 LAP	1:35.453	18	3 LAPS	1:34.072	27	3 LAPS	1:34.447
46	1 LAP	1:38.257	46	1 LAP	1:57.004	27	3 LAPS	1:35.199	27	3 LAPS	1:35.122	41	5 LAPS	1:39.041
18	3 LAPS	1:37.594	18	3 LAPS	1:57.094	18	3 LAPS	1:35.801	17	4 LAPS	1:42.636	17	4 LAPS	1:46.533
27	3 LAPS	1:36.709	27	3 LAPS	1:49.585	19	19 LAPS	1:44.981	19	19 LAPS	1:40.293	19	19 LAPS	1:41.781
			38	6 LAPS	7:23.472P				4	1:12.564	2:22.084P	4	1:22.639	1:32.996

Car No 17 Not Classified - Not Running at Red Flag  
Weather / Track : Overcast / Dry

Brands Hatch  
Circuit Length = 2.6082 miles.  
Start: 10:27 End: 11:51

**Britsports/GoldArts**  
**RACE CLASSIFICATION - RACE 4 - LAP CHART**  
 (contd.)

Lap 51			Lap 52			Lap 53			Lap 54			Lap 55		
No	Behind	Laptime	No	Behind	Laptime	No	Behind	Laptime	No	Behind	Laptime	No	Behind	Laptime
2		1:23.370												
20	1.846	1:23.621												
1	1 LAP	1:23.514												
51	8.552	1:24.959												
52	20.664	1:27.928												
60	36.288	1:30.735												
34	1 LAP	1:29.823												
38	7 LAPS	1:39.939												
88	2 LAPS	1:29.784												
7	1 LAP	1:31.007												
33	1 LAP	1:29.839												
14	2 LAPS	1:30.589												
50	1 LAP	1:33.620												
99	4 LAPS	1:34.713												
59	5 LAPS	1:37.515												
21	5 LAPS	1:33.109												
46	1 LAP	1:33.260												
18	3 LAPS	1:33.493												
27	3 LAPS	1:34.963												
42	5 LAPS	1:39.342												
41	5 LAPS	1:39.744												
17	4 LAPS	1:40.591												
19	19 LAPS	1:41.554												
4	1:30.450	1:31.181												
9	20 LAPS	35:12.712P												

Car No 17 Not Classified - Not Running at Red Flag  
 Weather / Track : Overcast / Dry

Brands Hatch  
 Circuit Length = 2.6082 miles.  
 Start: 10:27 End: 11:51

# Belcar

## QUALIFYING - RACE 5 - SESSION 1

POS	NO	CL	NAME	CAR	TIME	LAPS	GAP	MPH
1	4	GTA	Menten/Bouvy	Porsche GT2-R	1:25.994	14		109.18
2	2	GTA	Kuismanen/Vosse	Chrysler Viper GTS-R	1:27.128	16	1.134	107.76
3	7	GTA	Goossens/Hart	Chevrolet Corvette C5R	1:27.285	17	1.291	107.57
4	5	GTA	Palttala/Van Sande	Porsche GT2-R	1:28.855	10	2.861	105.67
5	6	GTA	Wauters/Wauters	Porsche 996 Biturbo	1:30.182	18	4.188	104.11
6	15	GTA	Noorman/Van Dongen	Marcos Mantis	1:30.632	16	4.638	103.60
7	57	G	Khan/Westbrook	Porsche 996 GT3 RS	1:31.122	17	5.128	103.04
8	72	TA	Severich/Steinberg	BMW M3 GTR	1:31.195	12	5.201	102.96
9	56	G	McCormick/Lockie	Ferrari 360 Challenge	1:32.409	14	6.415	101.60
10	34	GTB	Derdaele/Empsen	Ultima GTR	1:32.966	12	6.972	101.00
11	20	G	Cole/Eagling	Chevrolet Corvette C5	1:33.285	12	7.291	100.65
12	33	GTB	Qvick/Geoffroy	Ultima GTR	1:33.339	18	7.345	100.59
13	3	GTA	Maes/Verbist	Porsche 996 Biturbo	1:33.516	17	7.522	100.40
14	21	GTB	Thiers/Thiers	Porsche 997 GT3/RS	1:33.859	15	7.865	100.03
15	71	TA	Belien/Cuyvers	BMW E46 M3 V8	1:34.859	15	8.865	98.98
16	31	GTB	Lamot/Penders	Porsche 996 GT3 RS	1:34.925	4	8.931	98.91
17	42	GTB	Cook/Pelle	Porsche GT3 RS	1:35.146	12	9.152	98.68
18	46	GTB	J. Van Vaerenbergh/Jacobs	Gillet Vertigo	1:35.198	13	9.204	98.63
19	30	GTB	De Gastines/De Bock	Porsche 996 GT3 RS	1:35.362	14	9.368	98.46
20	75	TA	M. De Keersmaecker/Smets	BMW E46 M3 V8	1:35.868	15	9.874	97.94
21	37	GTB	Haane/Van Loo	Porsche 996 GT3	1:35.897	16	9.903	97.91
22	10	GTA	Mattheus/Redant	Audi TT	1:35.924	18	9.930	97.88
23	28	GTB	Lumbeeck/Kenis	BMW Z3 M-GT	1:36.052	6	10.058	97.75
24	25	GTB	De Laet/Vollebergh	Porsche GT3 RSR	1:36.416	17	10.422	97.38
25	36	GTB	Jeuris/Leest	Porsche 996 GT3 Cup	1:36.668	17	10.674	97.13
26	91	TB	Haschke/Josten	BMW M3	1:36.713	15	10.719	97.08
27	27	GTB	Van Hoepen/Van Rossem	Porsche GT3 Supercup	1:36.944	17	10.950	96.85
28	39	GTB	Vanraeynest/Grutman	Porsche 996 GT3	1:36.981	14	10.987	96.81
29	43	GTB	Van Herck/Van Herck	Mazda RX-7	1:37.991	11	11.997	95.82
30	22	GTB	J-P Verhoeven/Muytjens	Porsche 996 Supercup	1:38.120	8	12.126	95.69
31	29	GTB	Vanierschot/Schreurs	Porsche 993 GT2	1:38.207	16	12.213	95.60
32	96	TB	Meijers/Tieman	BMW M3	1:38.218	15	12.224	95.59
33	23	GTB	Meert/Van De Plas	Porsche 996 Supercup	1:38.710	14	12.716	95.12
34	32	GTB	Ceusters/Metior	Porsche 996 GT3/R	1:39.453	15	13.459	94.41
35	40	GTB	Maton/Bogemans	Porsche 996 GT3 Cup	1:39.524	15	13.530	94.34
36	94	TA	Beckers/Cassiers	BMW M3	1:40.338	12	14.344	93.57
37	97	TB	A. Van De Velde/lckx	Mini Cooper S3	1:40.385	14	14.391	93.53
38	92	TB	De Hoen/Essers	BMW E46 M3	1:40.681	15	14.687	93.26
39	24	GTB	Van Hover/Coenen	Porsche Boxster	1:41.544	16	15.550	92.46
40	93	TB	Broodcooren/Verhoeven	BMW E36	1:42.300	11	16.306	91.78
41	38	GTB	Janssen/Raus	Porsche 996 GT3/R	1:43.080	15	17.086	91.09
42	9	GTA	Moonen/Van Dyck/Van Audenhove	Porsche 996 Biturbo	1:43.864	15	17.870	90.40
43	95	TB	Clarke/Cox	BMW E36 M3	1:44.193	13	18.199	90.11
44	47	GTB	Buskens/Kolen	Saker Sprint GT	1:44.742	14	18.748	89.64

QUALIFICATION MAXIMA 1:52.843

Weather / Track : Overcast / Dry

These results are provisional until the conclusion of any judicial and technical matters.

Brands Hatch

Circuit Length = 2.6082 miles.

Start: 10:15 End: 11:10

Clerk Of Course:	Stewards:	Timekeeper:
------------------	-----------	-------------

## Belcar QUALIFYING - LAP ANALYSIS

<b>2</b>	<b>Kuismanen/Vosse</b>	Chrysler Viper GTS-R					
1 -	X:00.000	6 -	1:30.109	11 -	1:28.114	16 -	1:27.264
2 -	1:37.439	7 -	3:01.292P	12 -	3:01.504P		
3 -	1:40.075	8 -	1:58.219	13 -	1:44.071		
4 -	1:38.091	9 -	1:28.055	14 -	1:31.747		
5 -	1:45.226	10 -	1:28.525	15 -	<b>1:27.128</b>		
<b>3</b>	<b>Maes/Verbist</b>	Porsche 996 Biturbo					
1 -	2:58.393	6 -	<b>1:33.516</b>	11 -	1:35.374	16 -	1:34.541
2 -	1:48.160	7 -	2:59.631P	12 -	1:37.951	17 -	1:34.106
3 -	1:43.106	8 -	1:51.219	13 -	1:35.923		
4 -	1:33.798	9 -	X:00.000P	14 -	1:35.832		
5 -	1:34.613	10 -	1:54.884	15 -	1:34.572		
<b>4</b>	<b>Menten/Bouvy</b>	Porsche GT2-R					
1 -	X:00.000P	6 -	1:31.022	11 -	1:26.736		
2 -	2:13.692	7 -	2:56.378P	12 -	<b>1:25.994</b>		
3 -	1:41.479	8 -	1:52.026	13 -	1:32.628		
4 -	1:33.705	9 -	1:29.299	14 -	1:36.224		
5 -	1:30.073	10 -	1:29.969				
<b>5</b>	<b>Palttala/Van Sande</b>	Porsche GT2-R					
1 -	2:15.648	6 -	1:31.994				
2 -	X:00.000P	7 -	1:31.747				
3 -	1:56.192	8 -	1:30.933				
4 -	1:33.597	9 -	1:30.131				
5 -	<b>1:28.855</b>	10 -	1:29.547				
<b>6</b>	<b>Wauters/Wauters</b>	Porsche 996 Biturbo					
1 -	X:00.000P	6 -	1:32.593	11 -	1:35.783	16 -	1:30.386
2 -	2:15.508	7 -	1:34.465	12 -	1:31.390	17 -	1:31.263
3 -	1:42.692	8 -	1:35.371	13 -	<b>1:30.182</b>	18 -	1:30.508
4 -	1:35.075	9 -	2:04.084	14 -	1:31.080		
5 -	1:33.531	10 -	1:34.075	15 -	1:33.680		
<b>7</b>	<b>Goossens/Hart</b>	Chevrolet Corvette C5R					
1 -	2:42.320	6 -	1:31.861	11 -	1:32.762	16 -	1:30.460
2 -	1:29.501	7 -	1:30.300	12 -	1:31.826	17 -	1:31.282
3 -	<b>1:27.285</b>	8 -	X:00.000P	13 -	1:33.304		
4 -	5:00.546P	9 -	1:48.588	14 -	1:32.056		
5 -	1:42.224	10 -	1:32.606	15 -	1:31.850		

# Belcar QUALIFYING - LAP ANALYSIS

(contd.)

<b>9</b>	<b>Moonen/Van Dyck/Van Audenhove</b>	Porsche 996 Biturbo	
1 - 3:02.077	6 - <b>1:43.864</b>	11 - 1:48.897	
2 - 1:56.013	7 - 4:30.289P	12 - 1:49.900	
3 - 1:52.447	8 - X:00.000P	13 - 1:48.313	
4 - 1:46.954	9 - 2:12.716	14 - 1:47.706	
5 - 1:46.614	10 - 1:51.769	15 - 1:47.264	
<b>10</b>	<b>Mattheus/Redant</b>	Audi TT	
1 - X:00.000P	6 - 1:37.748	11 - 1:36.080	16 - <b>1:35.924</b>
2 - 2:06.919	7 - 1:38.679	12 - 1:36.242	17 - 1:36.940
3 - 1:41.138	8 - 1:37.344	13 - 1:36.539	18 - 1:36.613
4 - 1:38.880	9 - 1:37.625	14 - 1:38.906	
5 - 1:37.876	10 - 1:37.761	15 - 1:37.145	
<b>15</b>	<b>Noorman/Van Dongen</b>	Marcos Mantis	
1 - 2:15.761	6 - 1:36.625	11 - 1:42.498	16 - 1:37.571
2 - 1:38.169	7 - <b>1:30.632</b>	12 - 1:39.745	
3 - 1:33.425	8 - 4:47.131P	13 - 1:40.395	
4 - 1:58.204	9 - X:00.000	14 - 1:37.867	
5 - 1:31.907	10 - 1:41.918	15 - 1:38.162	
<b>20</b>	<b>Cole/Eagling</b>	Chevrolet Corvette C5	
1 - X:00.000P	6 - 2:03.243	11 - <b>1:33.285</b>	
2 - 2:01.115	7 - 1:36.532	12 - 1:37.067	
3 - 1:37.425	8 - 1:37.499		
4 - 1:36.203	9 - 1:34.195		
5 - 4:28.203P	10 - 1:33.935		
<b>21</b>	<b>Thiers/Thiers</b>	Porsche 997 GT3/RS	
1 - 2:09.332	6 - 2:48.481P	11 - 1:37.520	
2 - 1:41.717	7 - 2:31.916P	12 - 1:35.085	
3 - 1:38.412	8 - 1:41.769	13 - 1:39.987	
4 - 1:37.691	9 - X:00.000P	14 - 1:35.217	
5 - 1:36.298	10 - 1:54.466	15 - <b>1:33.859</b>	
<b>22</b>	<b>J-P Verhoeven/Muytjens</b>	Porsche 996 Supercup	
1 - X:00.000P	6 - 1:38.390		
2 - 2:07.206	7 - 5:15.227P		
3 - 1:43.696	8 - 1:54.859		
4 - 1:39.936			
5 - <b>1:38.120</b>			

# Belcar QUALIFYING - LAP ANALYSIS

(contd.)

<b>23</b>	<b>Meert/Van De Plas</b>	Porsche 996 Supercup			
1 -	2:18.475	6 -	1:39.129	11 -	1:45.886
2 -	1:57.137	7 -	1:39.000	12 -	1:43.243
3 -	1:40.448	8 -	4:08.893P	13 -	1:45.053
4 -	1:39.609	9 -	X:00.000P	14 -	1:44.728
5 -	<b>1:38.710</b>	10 -	2:05.548		
<b>24</b>	<b>Van Hover/Coenen</b>	Porsche Boxster			
1 -	X:00.000P	6 -	<b>1:41.544</b>	11 -	1:49.839
2 -	2:11.549	7 -	3:10.187P	12 -	1:50.485
3 -	1:54.541	8 -	2:07.993	13 -	1:50.616
4 -	1:46.788	9 -	1:52.656	14 -	1:49.070
5 -	1:45.298	10 -	1:50.664	15 -	1:49.152
<b>25</b>	<b>De Laet/Vollebergh</b>	Porsche GT3 RSR			
1 -	2:31.762	6 -	1:38.329	11 -	1:59.969
2 -	1:50.255	7 -	1:37.316	12 -	1:39.562
3 -	1:40.173	8 -	1:40.137	13 -	1:38.681
4 -	1:37.295	9 -	<b>1:36.416</b>	14 -	1:39.500
5 -	1:37.541	10 -	X:00.000P	15 -	1:37.083
<b>27</b>	<b>Van Hoepen/Van Rossem</b>	Porsche GT3 Supercup			
1 -	2:29.554	6 -	1:37.284	11 -	2:07.951
2 -	1:43.867	7 -	1:39.034	12 -	1:52.331
3 -	1:40.010	8 -	1:37.172	13 -	1:45.593
4 -	1:38.413	9 -	1:37.127	14 -	1:44.628
5 -	<b>1:36.944</b>	10 -	X:00.000P	15 -	1:45.524
<b>28</b>	<b>Lumbeeck/Kenis</b>	BMW Z3 M-GT			
1 -	X:00.000P	6 -	1:36.082		
2 -	1:59.106				
3 -	1:38.607				
4 -	<b>1:36.052</b>				
5 -	1:36.197				
<b>29</b>	<b>Vanierschot/Schreurs</b>	Porsche 993 GT2			
1 -	2:28.393	6 -	1:41.127	11 -	1:44.429
2 -	1:42.849	7 -	1:40.064	12 -	1:41.172
3 -	1:40.961	8 -	X:00.000P	13 -	1:40.658
4 -	1:38.362	9 -	1:55.201	14 -	1:41.656
5 -	<b>1:38.207</b>	10 -	1:45.498	15 -	1:39.984

# Belcar QUALIFYING - LAP ANALYSIS

(contd.)

<b>30</b>	<b>De Gastines/De Bock</b>	Porsche 996 GT3 RS			
1 -	X:00.000	6 -	1:39.332	11 -	1:48.724
2 -	1:39.720	7 -	1:40.905	12 -	<b>1:35.362</b>
3 -	1:38.912	8 -	1:37.874	13 -	1:35.868
4 -	3:10.434P	9 -	1:36.990	14 -	1:37.041
5 -	1:50.188	10 -	4:54.070P		
<b>31</b>	<b>Lamot/Penders</b>	Porsche 996 GT3 RS			
1 -	2:04.220				
2 -	4:27.760P				
3 -	1:47.005				
4 -	<b>1:34.925</b>				
<b>32</b>	<b>Ceusters/Metior</b>	Porsche 996 GT3/R			
1 -	X:00.000P	6 -	<b>1:39.453</b>	11 -	1:56.127
2 -	2:15.952	7 -	1:41.714	12 -	1:44.764
3 -	1:44.442	8 -	1:40.946	13 -	1:44.019
4 -	1:43.687	9 -	1:46.333	14 -	1:42.632
5 -	1:41.410	10 -	4:24.295P	15 -	1:42.135
<b>33</b>	<b>Qvick/Geoffroy</b>	Ultima GTR			
1 -	3:26.841	6 -	1:35.095	11 -	1:56.436
2 -	1:40.212	7 -	1:33.806	12 -	1:37.996
3 -	1:37.898	8 -	1:34.518	13 -	1:38.852
4 -	1:35.384	9 -	<b>1:33.339</b>	14 -	1:36.543
5 -	1:34.575	10 -	X:00.000P	15 -	1:36.679
16 -	1:38.272				
17 -	1:37.059				
18 -	1:35.932				
<b>34</b>	<b>Derdaele/Empsen</b>	Ultima GTR			
1 -	X:00.000	6 -	1:36.560	11 -	1:34.035
2 -	1:49.511	7 -	3:32.056P	12 -	<b>1:32.966</b>
3 -	1:38.887	8 -	2:15.624		
4 -	1:38.030	9 -	1:47.561		
5 -	1:36.709	10 -	1:37.822		
<b>36</b>	<b>Jeuris/Leest</b>	Porsche 996 GT3 Cup			
1 -	X:00.000P	6 -	1:38.591	11 -	1:37.453
2 -	2:17.855	7 -	1:39.420	12 -	1:37.837
3 -	1:40.164	8 -	1:38.553	13 -	1:52.699
4 -	1:37.785	9 -	1:38.285	14 -	2:02.407
5 -	1:38.436	10 -	1:38.275	15 -	1:38.606
16 -	1:36.966				
17 -	<b>1:36.668</b>				

# Belcar QUALIFYING - LAP ANALYSIS

(contd.)

<b>37</b>	<b>Haane/Van Loo</b>	Porsche 996 GT3			
1 -	2:18.937	6 -	1:36.199	11 -	1:45.790
2 -	1:42.982	7 -	<b>1:35.897</b>	12 -	1:43.234
3 -	1:45.270	8 -	2:13.798	13 -	1:41.256
4 -	1:40.184	9 -	X:00.000P	14 -	1:40.849
5 -	1:36.077	10 -	2:10.504	15 -	1:41.330
<b>38</b>	<b>Janssen/Raus</b>	Porsche 996 GT3/R			
1 -	X:00.000P	6 -	3:07.652P	11 -	1:43.385
2 -	2:19.291	7 -	2:06.194	12 -	1:43.090
3 -	2:03.239	8 -	1:44.497	13 -	1:43.508
4 -	1:54.799	9 -	1:43.576	14 -	1:43.645
5 -	1:52.165	10 -	1:43.954	15 -	<b>1:43.080</b>
<b>39</b>	<b>Vancraeynest/Grutman</b>	Porsche 996 GT3			
1 -	2:53.834	6 -	<b>1:36.981</b>	11 -	1:46.837
2 -	5:38.844P	7 -	X:00.000P	12 -	1:45.416
3 -	1:51.404	8 -	2:13.527	13 -	1:44.674
4 -	1:37.730	9 -	1:51.241	14 -	1:44.523
5 -	1:37.605	10 -	1:50.052		
<b>40</b>	<b>Maton/Bogemans</b>	Porsche 996 GT3 Cup			
1 -	X:00.000P	6 -	1:46.172	11 -	1:41.621
2 -	2:29.965	7 -	1:43.448	12 -	1:42.208
3 -	1:54.306	8 -	1:43.233	13 -	1:41.881
4 -	3:19.254P	9 -	1:41.870	14 -	<b>1:39.524</b>
5 -	1:57.950	10 -	1:41.717	15 -	1:40.760
<b>42</b>	<b>Cook/Pelle</b>	Porsche GT3 RS			
1 -	X:00.000P	6 -	1:54.569	11 -	4:37.612P
2 -	2:13.016	7 -	1:39.818	12 -	1:47.049
3 -	1:44.912	8 -	1:37.239		
4 -	1:41.089	9 -	1:36.898		
5 -	7:14.823P	10 -	<b>1:35.146</b>		
<b>43</b>	<b>Van Herck/Van Herck</b>	Mazda RX-7			
1 -	5:37.922	6 -	2:06.685	11 -	2:19.680
2 -	4:06.035P	7 -	1:40.278		
3 -	1:55.563	8 -	1:38.872		
4 -	3:55.212P	9 -	<b>1:37.991</b>		
5 -	X:00.000P	10 -	3:36.330P		

# Belcar QUALIFYING - LAP ANALYSIS

(contd.)

<b>46</b>	<b>J. Van Vaerenbergh/Jacobs</b>	Gillet Vertigo	
1 - X:00.000P	6 - 1:46.289	11 - 1:38.431	
2 - 2:12.870	7 - 1:48.348	12 - 1:36.254	
3 - 1:51.514	8 - 4:31.606P	13 - <b>1:35.198</b>	
4 - 1:49.198	9 - 2:10.734		
5 - 1:47.825	10 - 1:43.862		
<b>47</b>	<b>Buskens/Kolen</b>	Saker Sprint GT	
1 - 2:21.817	6 - <b>1:44.742</b>	11 - 2:12.747	
2 - 1:48.627	7 - 1:46.996	12 - 1:45.743	
3 - 1:45.535	8 - 1:53.154	13 - 1:47.233	
4 - 1:45.016	9 - 1:46.033	14 - 1:45.731	
5 - 1:47.600	10 - X:00.000P		
<b>56</b>	<b>McCormick/Lockie</b>	Ferrari 360 Challenge	
1 - X:00.000P	6 - 1:58.335	11 - 1:33.000	
2 - 2:10.772	7 - 1:38.279	12 - 2:30.208	
3 - 1:49.526	8 - 1:33.699	13 - 1:34.579	
4 - 1:42.691	9 - 1:34.102	14 - <b>1:32.409</b>	
5 - 4:29.253P	10 - 1:45.400		
<b>57</b>	<b>Khan/Westbrook</b>	Porsche 996 GT3 RS	
1 - 1:55.486	6 - 1:31.460	11 - X:00.000P	16 - 1:34.205
2 - 1:35.538	7 - 1:31.538	12 - 1:59.304	17 - 1:37.046
3 - 1:36.288	8 - 1:38.546	13 - 1:35.313	
4 - 1:34.369	9 - 1:31.717	14 - 1:34.539	
5 - 1:31.863	10 - <b>1:31.122</b>	15 - 1:41.360	
<b>71</b>	<b>Belien/Cuyvers</b>	BMW E46 M3 V8	
1 - 2:54.690	6 - <b>1:34.859</b>	11 - 1:42.405	
2 - 1:40.459	7 - 1:35.094	12 - 1:41.402	
3 - 1:37.519	8 - X:00.000P	13 - 1:39.532	
4 - 1:36.212	9 - 1:52.892	14 - 1:38.174	
5 - 1:36.395	10 - 1:43.022	15 - 1:38.356	
<b>72</b>	<b>Severich/Steinberg</b>	BMW M3 GTR	
1 - X:00.000P	6 - 1:33.119	11 - 1:31.904	
2 - 2:03.137	7 - 1:34.164	12 - <b>1:31.195</b>	
3 - 1:41.923	8 - 1:32.233		
4 - 1:36.483	9 - 4:37.621P		
5 - 1:33.890	10 - 1:48.862		

# Belcar QUALIFYING - LAP ANALYSIS

(contd.)

<b>75</b>	<b>M. De Keersmaecker/Smets</b>	BMW E46 M3 V8
1 - 2:03.260	6 - <b>1:35.868</b>	11 - 1:53.755
2 - 1:37.662	7 - 1:36.098	12 - 1:42.985
3 - 1:37.431	8 - 1:35.981	13 - 1:45.113
4 - 1:35.927	9 - 3:12.151P	14 - 1:50.035
5 - 1:36.682	10 - X:00.000P	15 - 1:46.325
<b>91</b>	<b>Haschke/Josten</b>	BMW M3
1 - 2:23.136	6 - <b>1:36.713</b>	11 - 1:42.023
2 - 1:42.582	7 - 4:48.689P	12 - 1:45.570
3 - 1:38.816	8 - X:00.000P	13 - 1:40.675
4 - 1:38.797	9 - 2:06.687	14 - 1:41.535
5 - 1:37.740	10 - 1:43.923	15 - 1:44.469
<b>92</b>	<b>De Hoen/Essers</b>	BMW E46 M3
1 - X:00.000P	6 - 2:01.884	11 - 1:40.982
2 - 2:20.539	7 - 1:47.761	12 - 1:41.073
3 - 1:53.329	8 - 1:43.186	13 - 1:41.445
4 - 1:45.124	9 - 1:41.559	14 - 1:45.851
5 - 5:39.337P	10 - <b>1:40.681</b>	15 - 1:44.126
<b>93</b>	<b>Broodcooren/Verhoeven</b>	BMW E36
1 - 2:36.923	6 - 1:42.664	11 - 2:18.736
2 - 1:49.937	7 - 1:43.096	
3 - 1:44.722	8 - 1:42.551	
4 - 1:44.651	9 - <b>1:42.300</b>	
5 - 1:42.489	10 - X:00.000P	
<b>94</b>	<b>Beckers/Cassiers</b>	BMW M3
1 - X:00.000	6 - 1:42.377	11 - <b>1:40.338</b>
2 - 8:12.624P	7 - 1:42.088	12 - 1:41.146
3 - 2:07.275	8 - 1:42.314	
4 - 1:47.649	9 - 1:40.402	
5 - 1:43.213	10 - 1:40.779	
<b>95</b>	<b>Clarke/Cox</b>	BMW E36 M3
1 - 2:48.018	6 - 2:44.774P	11 - 1:51.177
2 - 1:46.694	7 - 2:00.854	12 - 1:46.627
3 - 1:45.997	8 - 1:46.211	13 - 1:46.135
4 - 1:44.393	9 - X:00.000P	
5 - <b>1:44.193</b>	10 - 2:10.138	

# Belcar QUALIFYING - LAP ANALYSIS

(contd.)

<b>96</b>	<b>Meijers/Tieman</b>	<b>BMW M3</b>
1 - X:00.000	6 - 1:40.662	11 - 1:44.659
2 - 1:51.203	7 - 1:38.854	12 - 1:38.325
3 - 1:45.929	8 - 1:49.559	13 - 1:39.726
4 - 1:42.790	9 - 1:39.521	14 - 1:38.256
5 - 1:41.040	10 - 1:50.287	15 - <b>1:38.218</b>

<b>97</b>	<b>A. Van De Velde/lckx</b>	<b>Mini Cooper S3</b>
1 - 2:49.372	6 - <b>1:40.385</b>	11 - 1:55.705
2 - 1:47.173	7 - 4:20.888P	12 - 1:53.256
3 - 1:42.619	8 - X:00.000P	13 - 1:52.844
4 - 1:41.532	9 - 2:24.156	14 - 1:50.455
5 - 1:41.349	10 - 1:57.828	

## Mediagroup VAN DYCK Belcar QUALIFYING - RACE 5 - SESSION 2

POS	NO	CL	NAME	CAR	TIME	LAPS	GAP	MPH
1	7	GTA	Goossens/Hart	Chevrolet Corvette C5R	1:24.460	8		111.17
2	2	GTA	Kuismanen/Vosse	Chrysler Viper GTS-R	1:26.578	17	2.118	108.45
3	4	GTA	Menten/Bouvy	Porsche GT2-R	1:27.101	17	2.641	107.80
4	20	G	Cole/Eagling	Chevrolet Corvette C5	1:31.615	15	7.155	102.48
5	6	GTA	Wauters/Wauters	Porsche 996 Biturbo	1:32.008	19	7.548	102.05
6	21	GTB	Thiers/Thiers	Porsche 997 GT3/RS	1:32.392	15	7.932	101.62
7	33	GTB	Qvick/Geoffroy	Ultima GTR	1:32.422	12	7.962	101.59
8	3	GTA	Maes/Verbist	Porsche 996 Biturbo	1:32.584	14	8.124	101.41
9	72	TA	Severich/Steinberg	BMW M3 GTR	1:32.605	10	8.145	101.39
10	15	GTA	Noorman/Van Dongen	Marcos Mantis	1:32.721	10	8.261	101.26
11	42	GTB	Cook/Pelle	Porsche GT3 RS	1:33.108	16	8.648	100.84
12	34	GTB	Derdaele/Empsen	Ultima GTR	1:33.543	13	9.083	100.37
13	31	GTB	Lamot/Penders	Porsche 996 GT3 RS	1:33.559	17	9.099	100.35
14	71	TA	Belien/Cuyvers	BMW E46 M3 V8	1:34.188	5	9.728	99.68
15	22	GTB	J-P Verhoeven/Muytjens	Porsche 996 Supercup	1:34.694	16	10.234	99.15
16	5	GTA	Palttala/Van Sande	Porsche GT2-R	1:34.813	19	10.353	99.03
17	25	GTB	De Laet/Vollebergh	Porsche GT3 RSR	1:35.526	17	11.066	98.29
18	10	GTA	Matheus/Redant	Audi TT	1:35.602	18	11.142	98.21
19	75	TA	M. De Keersmaecker/Smets	BMW E46 M3 V8	1:35.667	16	11.207	98.14
20	43	GTB	Van Herck/Van Herck	Mazda RX-7	1:35.950	13	11.490	97.85
21	27	GTB	Van Hoepen/Van Rossem	Porsche GT3 Supercup	1:36.507	17	12.047	97.29
22	39	GTB	Vancraeynest/Grutman	Porsche 996 GT3	1:36.885	15	12.425	96.91
23	23	GTB	Meert/Van De Plas	Porsche 996 Supercup	1:37.183	15	12.723	96.61
24	30	GTB	De Gastines/De Bock	Porsche 996 GT3 RS	1:37.325	9	12.865	96.47
25	29	GTB	Vanierschot/Schreurs	Porsche 993 GT2	1:37.406	17	12.946	96.39
26	91	TB	Haschke/Josten	BMW M3	1:38.047	11	13.587	95.76
27	40	GTB	Maton/Bogemans	Porsche 996 GT3 Cup	1:38.486	16	14.026	95.33
28	46	GTB	J. Van Vaerenbergh/Jacobs	Gillet Vertigo	1:39.180	14	14.720	94.67
29	96	TB	Meijers/Tieman	BMW M3	1:39.738	16	15.278	94.14
30	36	GTB	Jeuris/Leest	Porsche 996 GT3 Cup	1:39.766	18	15.306	94.11
31	37	GTB	Haane/Van Loo	Porsche 996 GT3	1:39.968	17	15.508	93.92
32	32	GTB	Ceusters/Metior	Porsche 996 GT3/R	1:40.207	15	15.747	93.70
33	28	GTB	Lumbbeeck/Kenis	BMW Z3 M-GT	1:40.906	17	16.446	93.05
34	38	GTB	Janssen/Raus	Porsche 996 GT3/R	1:41.348	12	16.888	92.64
35	24	GTB	Van Hover/Coenen	Porsche Boxster	1:41.807	15	17.347	92.22
36	93	TB	Broodcooren/Verhoeven	BMW E36	1:42.278	17	17.818	91.80
37	47	GTB	Buskens/Kolen	Saker Sprint GT	1:42.418	11	17.958	91.67
38	92	TB	De Hoen/Essers	BMW E46 M3	1:42.901	15	18.441	91.24
39	9	GTA	Moonen/Van Dyck/Van Audenhove	Porsche 996 Biturbo	1:43.719	15	19.259	90.52
40	94	TA	Beckers/Cassiers	BMW M3	1:44.392	11	19.932	89.94
41	97	TB	A. Van De Velde/Ickx	Mini Cooper S3	1:45.362	16	20.902	89.11

QUALIFICATION MAXIMA 1:51.860

Weather / Track : Overcast / Dry

These results are provisional until the conclusion of any judicial and technical matters.

Brands Hatch

Circuit Length = 2.6082 miles.

Start: 15:55 End: 16:40

Clerk Of Course:	Stewards:	Timekeeper:
------------------	-----------	-------------

## Mediagroup VAN DYCK Belcar QUALIFYING - LAP ANALYSIS

<b>2</b>	<b>Kuismanen/Vosse</b>	Chrysler Viper GTS-R					
1 -	2:16.857	6 -	1:52.829	11 -	1:53.164	16 -	1:30.838
2 -	1:28.685	7 -	1:31.688	12 -	1:33.513	17 -	1:34.351
3 -	1:27.986	8 -	1:26.926	13 -	1:31.258		
4 -	1:28.775	9 -	<b>1:26.578</b>	14 -	1:31.243		
5 -	3:24.169P	10 -	3:21.010P	15 -	1:28.991		
<b>3</b>	<b>Maes/Verbist</b>	Porsche 996 Biturbo					
1 -	X:00.000	6 -	4:03.309P	11 -	1:34.105		
2 -	1:34.796	7 -	1:49.572	12 -	1:46.524		
3 -	1:34.368	8 -	1:33.703	13 -	1:33.644		
4 -	1:36.410	9 -	<b>1:32.584</b>	14 -	1:34.059		
5 -	1:34.326	10 -	1:55.179				
<b>4</b>	<b>Menten/Bouvy</b>	Porsche GT2-R					
1 -	2:39.435	6 -	1:50.584	11 -	1:30.008	16 -	1:35.335
2 -	1:36.403	7 -	1:30.699	12 -	1:33.986	17 -	1:31.245
3 -	1:27.285	8 -	1:30.009	13 -	1:34.661		
4 -	<b>1:27.101</b>	9 -	1:34.169	14 -	1:31.357		
5 -	3:47.572P	10 -	1:32.469	15 -	1:30.941		
<b>5</b>	<b>Palttala/Van Sande</b>	Porsche GT2-R					
1 -	X:00.000	6 -	1:39.016	11 -	1:37.962	16 -	<b>1:34.813</b>
2 -	1:40.145	7 -	1:38.044	12 -	1:35.993	17 -	1:38.706
3 -	1:38.849	8 -	1:35.616	13 -	1:36.332	18 -	1:37.259
4 -	1:36.728	9 -	1:35.190	14 -	1:35.789	19 -	1:35.468
5 -	1:36.478	10 -	1:49.002	15 -	1:35.358		
<b>6</b>	<b>Wauters/Wauters</b>	Porsche 996 Biturbo					
1 -	2:38.014	6 -	1:34.640	11 -	1:34.109	16 -	1:33.448
2 -	1:52.814	7 -	1:34.780	12 -	<b>1:32.008</b>	17 -	1:33.170
3 -	1:39.703	8 -	1:33.872	13 -	1:37.849	18 -	1:37.558
4 -	1:39.326	9 -	1:33.234	14 -	1:36.648	19 -	1:35.099
5 -	1:35.792	10 -	1:36.307	15 -	1:33.733		
<b>7</b>	<b>Goossens/Hart</b>	Chevrolet Corvette C5R					
1 -	X:00.000P	6 -	1:25.688				
2 -	2:00.225	7 -	1:33.632				
3 -	1:30.441	8 -	<b>1:24.460</b>				
4 -	1:34.024						
5 -	1:25.632						

## Mediagroup VAN DYCK Belcar QUALIFYING - LAP ANALYSIS

(contd.)

<b>9</b>	<b>Moonen/Van Dyck/Van Audenhove</b>	Porsche 996 Biturbo			
1 -	X:00.000	6 -	<b>1:43.719</b>	11 -	2:17.441
2 -	1:54.555	7 -	1:47.718	12 -	2:02.716
3 -	1:49.010	8 -	1:46.520	13 -	1:58.525
4 -	1:47.151	9 -	1:44.695	14 -	1:55.800
5 -	1:44.328	10 -	3:11.146P	15 -	1:55.257
<b>10</b>	<b>Mattheus/Redant</b>	Audi TT			
1 -	2:42.764	6 -	1:41.200	11 -	1:37.767
2 -	1:54.624	7 -	1:37.845	12 -	1:36.727
3 -	1:41.219	8 -	1:38.071	13 -	1:36.995
4 -	1:38.684	9 -	1:38.695	14 -	1:38.626
5 -	1:38.787	10 -	1:38.572	15 -	1:38.648
<b>15</b>	<b>Noorman/Van Dongen</b>	Marcos Mantis			
1 -	X:00.000	6 -	5:42.555P		
2 -	1:46.634	7 -	2:11.376		
3 -	1:40.610	8 -	7:01.001P		
4 -	1:40.165	9 -	1:48.490		
5 -	1:42.228	10 -	<b>1:32.721</b>		
<b>20</b>	<b>Cole/Eagling</b>	Chevrolet Corvette C5			
1 -	2:37.300	6 -	1:32.148	11 -	1:51.662
2 -	1:39.543	7 -	1:32.328	12 -	1:36.031
3 -	1:33.319	8 -	1:36.771	13 -	1:33.896
4 -	<b>1:31.615</b>	9 -	1:33.325	14 -	1:37.349
5 -	1:32.904	10 -	3:11.336P	15 -	1:35.177
<b>21</b>	<b>Thiers/Thiers</b>	Porsche 997 GT3/RS			
1 -	X:00.000	6 -	1:37.236	11 -	<b>1:32.392</b>
2 -	1:43.310	7 -	1:36.487	12 -	2:56.795P
3 -	1:36.706	8 -	3:10.499P	13 -	1:49.797
4 -	1:37.975	9 -	1:59.499	14 -	1:33.098
5 -	1:36.244	10 -	1:35.844	15 -	1:33.457
<b>22</b>	<b>J-P Verhoeven/Muytjens</b>	Porsche 996 Supercup			
1 -	2:41.059	6 -	1:36.631	11 -	1:38.525
2 -	1:41.057	7 -	<b>1:34.694</b>	12 -	1:38.615
3 -	1:36.961	8 -	3:09.649P	13 -	1:38.180
4 -	1:35.771	9 -	2:02.827	14 -	1:35.847
5 -	1:38.499	10 -	1:40.740	15 -	1:40.080

## Mediagroup VAN DYCK Belcar QUALIFYING - LAP ANALYSIS

(contd.)

<b>23</b>	<b>Meert/Van De Plas</b>	Porsche 996 Supercup			
1 -	X:00.000	6 -	1:38.507	11 -	1:54.713
2 -	1:41.961	7 -	1:37.725	12 -	1:42.486
3 -	1:39.347	8 -	<b>1:37.183</b>	13 -	1:40.405
4 -	1:42.049	9 -	2:56.750 <sup>P</sup>	14 -	1:46.225
5 -	1:40.688	10 -	1:55.875	15 -	1:40.505
<b>24</b>	<b>Van Hover/Coenen</b>	Porsche Boxster			
1 -	2:47.411	6 -	<b>1:41.807</b>	11 -	1:48.334
2 -	2:00.588	7 -	2:59.114 <sup>P</sup>	12 -	1:48.038
3 -	1:42.994	8 -	1:58.814	13 -	1:47.618
4 -	1:42.799	9 -	1:48.341	14 -	1:47.267
5 -	1:51.072	10 -	1:48.531	15 -	1:47.440
<b>25</b>	<b>De Laet/Vollebergh</b>	Porsche GT3 RSR			
1 -	X:00.000	6 -	1:40.759	11 -	2:54.653 <sup>P</sup>
2 -	1:44.054	7 -	1:40.965	12 -	2:02.725
3 -	1:41.474	8 -	1:40.569	13 -	1:39.473
4 -	1:40.638	9 -	1:42.027	14 -	<b>1:35.526</b>
5 -	1:41.997	10 -	1:39.239	15 -	1:36.065
<b>27</b>	<b>Van Hoepen/Van Rossem</b>	Porsche GT3 Supercup			
1 -	X:00.000	6 -	1:42.997	11 -	1:37.094
2 -	1:46.070	7 -	2:50.526 <sup>P</sup>	12 -	1:36.959
3 -	1:41.465	8 -	1:57.083	13 -	1:36.758
4 -	1:41.791	9 -	1:39.373	14 -	1:37.444
5 -	1:43.675	10 -	1:37.449	15 -	1:37.372
<b>28</b>	<b>Lumbeeck/Kenis</b>	BMW Z3 M-GT			
1 -	2:42.483	6 -	1:44.439	11 -	1:44.118
2 -	1:52.707	7 -	1:43.713	12 -	1:44.877
3 -	1:48.158	8 -	1:45.167	13 -	1:45.755
4 -	1:47.092	9 -	1:43.802	14 -	1:42.785
5 -	1:45.186	10 -	1:42.876	15 -	1:42.577
<b>29</b>	<b>Vanierschot/Schreurs</b>	Porsche 993 GT2			
1 -	X:00.000	6 -	1:39.821	11 -	1:49.512
2 -	1:43.542	7 -	1:37.730	12 -	1:38.046
3 -	1:39.893	8 -	1:37.506	13 -	<b>1:37.406</b>
4 -	1:39.892	9 -	1:38.032	14 -	1:37.974
5 -	1:39.816	10 -	3:24.944 <sup>P</sup>	15 -	1:38.003

## Mediagroup VAN DYCK Belcar QUALIFYING - LAP ANALYSIS

(contd.)

<b>30</b>	<b>De Gastines/De Bock</b>	Porsche 996 GT3 RS			
1 -	X:00.000	6 -	1:50.399		
2 -	1:46.230	7 -	1:39.192		
3 -	1:40.540	8 -	1:38.088		
4 -	<b>1:37.325</b>	9 -	1:37.423		
5 -	4:21.761P				
<b>31</b>	<b>Lamot/Penders</b>	Porsche 996 GT3 RS			
1 -	X:00.000	6 -	2:45.020P	11 -	1:34.984
2 -	1:37.215	7 -	1:54.525	12 -	1:34.363
3 -	1:39.162	8 -	1:36.592	13 -	1:47.460
4 -	1:35.811	9 -	1:36.060	14 -	1:47.355
5 -	1:37.850	10 -	1:37.421	15 -	1:34.802
16 -					<b>1:33.559</b>
17 -					1:34.026
<b>32</b>	<b>Ceusters/Metior</b>	Porsche 996 GT3/R			
1 -	4:23.665	6 -	1:47.070	11 -	1:43.636
2 -	1:45.791	7 -	3:41.654P	12 -	1:41.029
3 -	1:43.057	8 -	1:52.419	13 -	1:43.784
4 -	1:43.013	9 -	1:41.683	14 -	<b>1:40.207</b>
5 -	1:43.866	10 -	1:43.367	15 -	1:40.740
<b>33</b>	<b>Qvick/Geoffroy</b>	Ultima GTR			
1 -	X:00.000	6 -	4:46.552P	11 -	<b>1:32.422</b>
2 -	1:37.970	7 -	1:55.911	12 -	1:32.585
3 -	1:36.094	8 -	1:36.512		
4 -	1:39.411	9 -	1:32.752		
5 -	1:36.539	10 -	1:33.014		
<b>34</b>	<b>Derdaele/Empsen</b>	Ultima GTR			
1 -	8:12.795	6 -	3:54.296P	11 -	1:37.439
2 -	1:39.441	7 -	1:51.614	12 -	1:38.570
3 -	<b>1:33.543</b>	8 -	1:40.259	13 -	1:39.050
4 -	1:34.992	9 -	1:38.909		
5 -	1:34.347	10 -	1:40.814		
<b>36</b>	<b>Jeuris/Leest</b>	Porsche 996 GT3 Cup			
1 -	2:44.019	6 -	1:41.370	11 -	1:40.613
2 -	1:50.430	7 -	1:41.607	12 -	1:40.786
3 -	1:43.557	8 -	<b>1:39.766</b>	13 -	1:41.862
4 -	1:41.922	9 -	1:40.787	14 -	1:40.151
5 -	1:41.448	10 -	1:42.020	15 -	1:40.758
				16 -	1:41.316
				17 -	1:40.342
				18 -	1:41.285

## Mediagroup VAN DYCK Belcar QUALIFYING - LAP ANALYSIS

(contd.)

<b>37</b>	<b>Haane/Van Loo</b>	Porsche 996 GT3					
1 -	X:00.000	6 -	1:41.949	11 -	1:43.424	16 -	1:40.239
2 -	1:46.097	7 -	1:41.012	12 -	1:40.786	17 -	1:40.437
3 -	1:44.956	8 -	1:45.020	13 -	<b>1:39.968</b>		
4 -	1:41.841	9 -	1:42.364	14 -	1:44.602		
5 -	1:41.220	10 -	1:40.475	15 -	1:42.331		
<b>38</b>	<b>Janssen/Raus</b>	Porsche 996 GT3/R					
1 -	8:55.740	6 -	1:49.666	11 -	1:41.548		
2 -	1:55.269	7 -	3:04.895P	12 -	1:42.002		
3 -	1:49.952	8 -	2:04.068				
4 -	1:53.021	9 -	1:43.896				
5 -	1:49.566	10 -	<b>1:41.348</b>				
<b>39</b>	<b>Vancaeynest/Grutman</b>	Porsche 996 GT3					
1 -	X:00.000	6 -	1:46.036	11 -	1:36.970		
2 -	1:50.090	7 -	1:43.257	12 -	1:39.210		
3 -	1:45.177	8 -	3:18.743P	13 -	<b>1:36.885</b>		
4 -	1:43.471	9 -	1:48.309	14 -	1:38.036		
5 -	1:44.125	10 -	1:41.006	15 -	1:37.991		
<b>40</b>	<b>Maton/Bogemans</b>	Porsche 996 GT3 Cup					
1 -	2:43.224	6 -	1:39.939	11 -	1:47.708	16 -	1:43.135
2 -	1:47.794	7 -	<b>1:38.486</b>	12 -	1:49.067		
3 -	1:39.355	8 -	1:40.090	13 -	1:46.102		
4 -	1:40.378	9 -	3:33.756P	14 -	1:44.779		
5 -	1:41.055	10 -	1:58.626	15 -	1:42.913		
<b>42</b>	<b>Cook/Pelle</b>	Porsche GT3 RS					
1 -	3:23.152	6 -	1:34.612	11 -	1:50.042	16 -	1:33.487
2 -	1:37.634	7 -	1:33.957	12 -	1:33.550		
3 -	1:35.505	8 -	1:35.107	13 -	1:35.819		
4 -	1:35.758	9 -	<b>1:33.108</b>	14 -	1:34.895		
5 -	1:35.062	10 -	4:26.078P	15 -	1:33.711		
<b>43</b>	<b>Van Herck/Van Herck</b>	Mazda RX-7					
1 -	X:00.000	6 -	1:50.570	11 -	1:37.043		
2 -	1:55.112	7 -	3:37.344P	12 -	<b>1:35.950</b>		
3 -	1:49.465	8 -	1:50.205	13 -	2:21.238P		
4 -	1:49.065	9 -	1:37.703				
5 -	1:48.904	10 -	1:36.219				

## Mediagroup VAN DYCK Belcar QUALIFYING - LAP ANALYSIS

(contd.)

<b>46</b>	<b>J. Van Vaerenbergh/Jacobs</b>	Gillet Vertigo			
1 -	4:19.759	6 -	1:42.244	11 -	1:43.334
2 -	1:47.090	7 -	1:41.456	12 -	1:44.895
3 -	1:43.499	8 -	<b>1:39.180</b>	13 -	1:39.840
4 -	1:40.898	9 -	1:40.669	14 -	1:41.537
5 -	1:41.659	10 -	1:50.730		
<b>47</b>	<b>Buskens/Kolen</b>	Saker Sprint GT			
1 -	X:00.000	6 -	1:46.173	11 -	1:53.011
2 -	1:50.499	7 -	3:12.650 <sup>P</sup>		
3 -	1:49.008	8 -	1:55.053		
4 -	1:45.533	9 -	1:54.051		
5 -	1:47.697	10 -	<b>1:42.418</b>		
<b>71</b>	<b>Belien/Cuyvers</b>	BMW E46 M3 V8			
1 -	X:00.000				
2 -	1:45.033				
3 -	1:36.658				
4 -	1:34.861				
5 -	<b>1:34.188</b>				
<b>72</b>	<b>Severich/Steinberg</b>	BMW M3 GTR			
1 -	7:08.804	6 -	1:32.663		
2 -	1:46.922	7 -	3:58.035 <sup>P</sup>		
3 -	1:41.847	8 -	1:46.244		
4 -	1:42.537	9 -	<b>1:32.605</b>		
5 -	1:33.407	10 -	1:36.651		
<b>75</b>	<b>M. De Keersmaecker/Smets</b>	BMW E46 M3 V8			
1 -	X:00.000	6 -	1:42.582	11 -	1:40.178
2 -	1:40.569	7 -	1:40.371	12 -	1:39.136
3 -	1:40.308	8 -	3:13.111 <sup>P</sup>	13 -	1:36.319
4 -	1:40.779	9 -	1:44.282	14 -	<b>1:35.667</b>
5 -	1:39.882	10 -	1:40.226	15 -	1:36.110
16 -	1:36.544				
<b>91</b>	<b>Haschke/Josten</b>	BMW M3			
1 -	X:00.000	6 -	1:41.468	11 -	1:38.824
2 -	1:38.475	7 -	1:39.844		
3 -	1:39.327	8 -	1:45.840		
4 -	3:35.678 <sup>P</sup>	9 -	1:42.070		
5 -	2:00.998	10 -	<b>1:38.047</b>		

## Mediagroup VAN DYCK Belcar QUALIFYING - LAP ANALYSIS

(contd.)

<b>92</b>	<b>De Hoen/Essers</b>	BMW E46 M3			
1 -	2:39.923	6 -	4:40.958P	11 -	1:44.859
2 -	1:52.561	7 -	2:09.762	12 -	1:47.635
3 -	1:48.069	8 -	1:46.544	13 -	1:48.200
4 -	1:44.579	9 -	1:46.753	14 -	1:43.125
5 -	1:44.877	10 -	<b>1:42.901</b>	15 -	1:44.176
<b>93</b>	<b>Broodcooren/Verhoeven</b>	BMW E36			
1 -	X:00.000	6 -	1:44.992	11 -	1:44.862
2 -	1:50.152	7 -	1:45.018	12 -	1:43.423
3 -	1:48.491	8 -	1:44.389	13 -	1:42.735
4 -	1:48.366	9 -	1:45.863	14 -	1:42.998
5 -	1:46.456	10 -	1:45.920	15 -	1:43.486
16 -		17 -			<b>1:42.278</b>
17 -					1:43.176
<b>94</b>	<b>Beckers/Cassiers</b>	BMW M3			
1 -	3:04.805	6 -	<b>1:44.392</b>	11 -	1:48.049
2 -	1:49.920	7 -	1:45.740		
3 -	1:48.016	8 -	1:44.998		
4 -	1:46.093	9 -	6:11.113P		
5 -	1:44.715	10 -	2:00.758		
<b>95</b>	<b>Clarke/Cox</b>	BMW E36 M3			
1 -	X:00.000P				
<b>96</b>	<b>Meijers/Tieman</b>	BMW M3			
1 -	2:39.169	6 -	3:33.327P	11 -	1:52.582
2 -	1:52.289	7 -	2:04.792	12 -	1:49.404
3 -	1:41.535	8 -	1:54.027	13 -	1:49.964
4 -	<b>1:39.738</b>	9 -	1:51.781	14 -	1:51.146
5 -	1:41.849	10 -	1:52.224	15 -	1:47.581
16 -					1:46.692
<b>97</b>	<b>A. Van De Velde/lckx</b>	Mini Cooper S3			
1 -	X:00.000	6 -	1:46.866	11 -	<b>1:45.362</b>
2 -	1:47.542	7 -	1:46.927	12 -	1:45.977
3 -	2:50.360P	8 -	1:47.531	13 -	1:46.386
4 -	2:08.864	9 -	1:49.286	14 -	1:48.898
5 -	1:49.911	10 -	1:48.364	15 -	1:48.315
16 -					1:54.168

## Mediagroup VAN DYCK Belcar COMBINED QUALIFYING - RACE 5

POS	NO	CL	NAME	CAR	FIRST		SECOND		GAP
					TIME	LAPS	TIME	LAPS	
1	7	GTA	Goossens/Hart	Chevrolet Corvette C5R	1:27.285	17	<b>1:24.460</b>	8	
2	4	GTA	Menten/Bouvy	Porsche GT2-R	<b>1:25.994</b>	14	1:27.101	17	1.534
3	2	GTA	Kuismanen/Vosse	Chrysler Viper GTS-R	1:27.128	16	<b>1:26.578</b>	17	2.118
4	5	GTA	Palttala/Van Sande	Porsche GT2-R	<b>1:28.855</b>	10	1:34.813	19	4.395
5	6	GTA	Wauters/Wauters	Porsche 996 Biturbo	<b>1:30.182</b>	18	1:32.008	19	5.722
6	15	GTA	Noorman/Van Dongen	Marcos Mantis	<b>1:30.632</b>	16	1:32.721	10	6.172
7	57	G	Khan/Westbrook	Porsche 996 GT3 RS	<b>1:31.122</b>	17		0	6.662
8	72	TA	Severich/Steinberg	BMW M3 GTR	<b>1:31.195</b>	12	1:32.605	10	6.735
9	20	G	Cole/Eagling	Chevrolet Corvette C5	1:33.285	12	<b>1:31.615</b>	15	7.155
10	21	GTB	Thiers/Thiers	Porsche 997 GT3/RS	1:33.859	15	<b>1:32.392</b>	15	7.932
11	56	G	McCormick/Lockie	Ferrari 360 Challenge	<b>1:32.409</b>	14		0	7.949
12	33	GTB	Qvick/Geoffroy	Ultima GTR	1:33.339	18	<b>1:32.422</b>	12	7.962
13	3	GTA	Maes/Verbist	Porsche 996 Biturbo	1:33.516	17	<b>1:32.584</b>	14	8.124
14	34	GTB	Derdaele/Empsen	Ultima GTR	<b>1:32.966</b>	12	1:33.543	13	8.506
15	42	GTB	Cook/Pelle	Porsche GT3 RS	1:35.146	12	<b>1:33.108</b>	16	8.648
16	31	GTB	Lamot/Penders	Porsche 996 GT3 RS	1:34.925	4	<b>1:33.559</b>	17	9.099
17	71	TA	Belien/Cuyvers	BMW E46 M3 V8	1:34.859	15	<b>1:34.188</b>	5	9.728
18	22	GTB	J-P Verhoeven/Muytjens	Porsche 996 Supercup	1:38.120	8	<b>1:34.694</b>	16	10.234
19	46	GTB	J. Van Vaerenbergh/Jacobs	Gillet Vertigo	<b>1:35.198</b>	13	1:39.180	14	10.738
20	30	GTB	De Gastines/De Bock	Porsche 996 GT3 RS	<b>1:35.362</b>	14	1:37.325	9	10.902
21	25	GTB	De Laet/Vollebergh	Porsche GT3 RSR	1:36.416	17	<b>1:35.526</b>	17	11.066
22	10	GTA	Mattheus/Redant	Audi TT	1:35.924	18	<b>1:35.602</b>	18	11.142
23	75	TA	M. De Keersmaecker/Smets	BMW E46 M3 V8	1:35.868	15	<b>1:35.667</b>	16	11.207
24	37	GTB	Haane/Van Loo	Porsche 996 GT3	<b>1:35.897</b>	16	1:39.968	17	11.437
25	43	GTB	Van Herck/Van Herck	Mazda RX-7	1:37.991	11	<b>1:35.950</b>	13	11.490
26	28	GTB	Lumbeeck/Kenis	BMW Z3 M-GT	<b>1:36.052</b>	6	1:40.906	17	11.592
27	27	GTB	Van Hoepen/Van Rossem	Porsche GT3 Supercup	1:36.944	17	<b>1:36.507</b>	17	12.047
28	36	GTB	Jeuris/Leest	Porsche 996 GT3 Cup	<b>1:36.668</b>	17	1:39.766	18	12.208
29	91	TB	Haschke/Josten	BMW M3	<b>1:36.713</b>	15	1:38.047	11	12.253
30	39	GTB	Vancraeynest/Grutman	Porsche 996 GT3	1:36.981	14	<b>1:36.885</b>	15	12.425
31	23	GTB	Meert/Van De Plas	Porsche 996 Supercup	1:38.710	14	<b>1:37.183</b>	15	12.723
32	29	GTB	Vanierschot/Schreurs	Porsche 993 GT2	1:38.207	16	<b>1:37.406</b>	17	12.946
33	96	TB	Meijers/Tieman	BMW M3	<b>1:38.218</b>	15	1:39.738	16	13.758
34	40	GTB	Maton/Bogemans	Porsche 996 GT3 Cup	1:39.524	15	<b>1:38.486</b>	16	14.026
35	32	GTB	Ceusters/Metior	Porsche 996 GT3/R	<b>1:39.453</b>	15	1:40.207	15	14.993
36	94	TA	Beckers/Cassiers	BMW M3	<b>1:40.338</b>	12	1:44.392	11	15.878
37	97	TB	A. Van De Velde/lckx	Mini Cooper S3	<b>1:40.385</b>	14	1:45.362	16	15.925
38	92	TB	De Hoen/Essers	BMW E46 M3	<b>1:40.681</b>	15	1:42.901	15	16.221
39	38	GTB	Janssen/Raus	Porsche 996 GT3/R	0:00.000	15	<b>1:41.348</b>	12	16.888
40	24	GTB	Van Hover/Coenen	Porsche Boxster	<b>0:00.000</b>	16	1:41.807	15	17.084
41	93	TB	Broodcooren/Verhoeven	BMW E36	1:42.300	11	<b>1:42.278</b>	17	17.818
42	47	GTB	Buskens/Kolen	Saker Sprint GT	1:44.742	14	<b>1:42.418</b>	11	17.958
43	9	GTA	Moonen/Van Dyck/Van Audenhove	Porsche 996 Biturbo	1:43.864	15	<b>1:43.719</b>	15	19.259
44	95	TB	Clarke/Cox	BMW E36 M3	<b>1:44.193</b>	13		1	19.733

QUALIFICATION MAXIMA 1:51.380

Brands Hatch  
Circuit Length = 2.6082 miles.  
Start: 15:55 End: 16:40


Clerk Of Course:	Stewards:	Timekeeper:
------------------	-----------	-------------

# Mediagroup VAN DYCK Belcar

## GRID - RACE 5

ROW 22	9	Moonen/Van Dyck/Van Audenhove	95	Clarke/Cox
ROW 21	93	Broodcooren/Verhoeven	47	Buskens/Kolen
ROW 20	38	Janssen/Raus	24	Van Hover/Coenen
ROW 19	97	A. Van De Velde/Ickx	92	De Hoen/Essers
ROW 18	32	Ceusters/Metior	94	Beckers/Cassiers
ROW 17	96	Meijers/Tieman	40	Maton/Bogemans
ROW 16	23	Meert/Van De Plas	29	Vanierschot/Schreurs
ROW 15	91	Haschke/Josten	39	Vancraeynest/Grutman
ROW 14	27	Van Hoepen/Van Rossem	36	Jeuris/Leest
ROW 13	43	Van Herck/Van Herck	28	Lumbbeck/Kenis
ROW 12	75	M. De Keersmaecker/Smets	37	Haane/Van Loo
ROW 11	25	De Laet/Vollebergh	10	Mattheus/Redant
ROW 10	46	J. Van Vaerenbergh/Jacobs	30	De Gastines/De Bock
ROW 9	71	Belien/Cuyvers	22	J-P Verhoeven/Muytjens
ROW 8	42	Cook/Pelle	31	Lamot/Penders
ROW 7	3	Maes/Verbist	34	Derdaele/Empsen
ROW 6	56	McCormick/Lockie	33	Qvick/Geoffroy
ROW 5	20	Cole/Eagling	21	Thiers/Thiers
ROW 4	57	Khan/Westbrook	72	Severich/Steinberg
ROW 3	6	Wauters/Wauters	15	Noorman/Van Dongen
ROW 2	2	Kuismanen/Vosse	5	Paltala/Van Sande
ROW 1	7	Goossens/Hart	4	Menten/Bouvy

POLE



Weather / Track : Overcast / Dry

These times are provisional until the conclusion of any judicial and technical matters.

Brands Hatch GP

Circuit Length = 2.6082 miles.

Start: 15:55 End: 16:40

Clerk Of Course:

Stewards:

Timekeeper:

# Mediagroup VAN DYCK Belcar

## WARM UP

POS	NO	CL	NAME	CAR	TIME	LAPS	GAP	MPH
1	4		GTA Menten/Bouvy	Porsche GT2-R	1:28.133	8		106.53
2	7		GTA Goossens/Hart	Chevrolet Corvette C5R	1:29.099	7	0.966	105.38
3	15		GTA Noorman/Van Dongen	Marcos Mantis	1:31.323	8	3.190	102.81
4	2		GTA Kuismanen/Vosse	Chrysler Viper GTS-R	1:32.694	7	4.561	101.29
5	20	G	Cole/Eagling	Chevrolet Corvette C5	1:33.304	7	5.171	100.63
6	3		GTA Maes/Verbist	Porsche 996 Biturbo	1:33.575	8	5.442	100.34
7	6		GTA Wauters/Wauters	Porsche 996 Biturbo	1:33.819	6	5.686	100.08
8	42		GTB Cook/Pelle	Porsche GT3 RS	1:34.741	9	6.608	99.10
9	56	G	McCormick/Lockie	Ferrari 360 Challenge	1:35.192	6	7.059	98.63
10	31		GTB Lamot/Penders	Porsche 996 GT3 RS	1:35.934	4	7.801	97.87
11	29		GTB Vanierschot/Schreurs	Porsche 993 GT2	1:37.504	4	9.371	96.29
12	27		GTB Van Hoepen/Van Rossem	Porsche GT3 Supercup	1:37.642	7	9.509	96.16
13	10		GTA Mattheus/Redant	Audi TT	1:37.857	6	9.724	95.95
14	30		GTB De Gastines/De Bock	Porsche 996 GT3 RS	1:37.919	7	9.786	95.89
15	91	TB	Haschke/Josten	BMW M3	1:38.058	8	9.925	95.75
16	5		GTA Palttala/Van Sande	Porsche GT2-R	1:39.129	5	10.996	94.72
17	34		GTB Derdaele/Empsen	Ultima GTR	1:39.476	9	11.343	94.39
18	37		GTB Haane/Van Loo	Porsche 996 GT3	1:39.520	3	11.387	94.34
19	71	TA	Belien/Cuyvers	BMW E46 M3 V8	1:39.811	4	11.678	94.07
20	75	TA	M. De Keersmaecker/Smets	BMW E46 M3 V8	1:40.208	7	12.075	93.70
21	96	TB	Meijers/Tieman	BMW M3	1:41.158	6	13.025	92.82
22	43		GTB Van Herck/Van Herck	Mazda RX-7	1:41.449	8	13.316	92.55
23	24		GTB Van Hover/Coenen	Porsche Boxster	1:42.416	5	14.283	91.68
24	93	TB	Broodcooren/Verhoeven	BMW E36	1:43.180	6	15.047	91.00
25	92	TB	De Hoen/Essers	BMW E46 M3	1:43.920	7	15.787	90.35
26	97	TB	A. Van De Velde/lckx	Mini Cooper S3	1:45.166	6	17.033	89.28
27	28		GTB Lumbeeck/Kenis	BMW Z3 M-GT	1:45.186	7	17.053	89.26
28	40		GTB Maton/Bogemans	Porsche 996 GT3 Cup	1:45.423	6	17.290	89.06
29	94	TA	Beckers/Cassiers	BMW M3	1:46.394	7	18.261	88.25
30	21		GTB Thiers/Thiers	Porsche 997 GT3/RS	1:46.621	3	18.488	88.06
31	57	G	Khan/Westbrook	Porsche 996 GT3 RS	1:48.563	4	20.430	86.48
32	38		GTB Janssen/Raus	Porsche 996 GT3/R	1:49.617	7	21.484	85.65
33	9		GTA Moonen/Van Dyck/Van Audenhove	Porsche 996 Biturbo	1:52.593	6	24.460	83.39
34	23		GTB Meert/Van De Plas	Porsche 996 Supercup	1:56.882	2	28.749	80.33

Weather / Track : Overcast / Dry

These results are provisional until the conclusion of any judicial and technical matters.

Brands Hatch

Circuit Length = 2.6082 miles.

Start: 10:00 End: 10:15

Clerk Of Course:	Stewards:	Timekeeper:
------------------	-----------	-------------

# Mediagroup VAN DYCK Belcar

## RACE CLASSIFICATION - RACE 5 - 1 Hour

POS	NO	CL	NAME	CAR	TIME	LAPS	GAP	MPH	BEST
1	7	GTA	Goossens/Hart	Chevrolet Corvette C5R	58:48.086	37		98.49	1:27.511
2	15	GTA	Noorman/Van Dongen	Marcos Mantis	59:05.182	37	17.096	98.01	1:31.005
3	57	G	Khan/Westbrook	Porsche 996 GT3 RS	59:25.214	37	37.128	97.46	1:32.425
4	4	GTA	Menten/Bouvy	Porsche GT2-R	59:31.614	37	43.528	97.28	1:28.893
5	20	G	Cole/Eagling	Chevrolet Corvette C5	59:36.795	37	48.709	97.14	1:31.936
6	6	GTA	Wauters/Wauters	Porsche 996 Biturbo	59:45.287	37	57.201	96.91	1:30.807
7	5	GTA	Paltala/Van Sande	Porsche GT2-R	1:00:13.165	37	1:25.079	96.17	1:29.488
8	33	GTB	Qvick/Geoffroy	Ultima GTR	1:00:16.050	37	1:27.964	96.09	1:33.439
9	56	G	McCormick/Lockie	Ferrari 360 Challenge	58:48.529	36	1 LAP	95.81	1:33.989
10	42	GTB	Cook/Pelle	Porsche GT3 RS	58:52.555	36	1 LAP	95.70	1:33.966
11	2	GTA	Kuismanen/Vosse	Chrysler Viper GTS-R	58:54.851	36	1 LAP	95.64	1:29.502
12	71	TA	Belien/Cuyvers	BMW E46 M3 V8	59:11.660	36	1 LAP	95.19	1:33.768
13	46	GTB	J. Van Vaerenbergh/Jacobs	Gillet Vertigo	59:14.809	36	1 LAP	95.10	1:34.437
14	43	GTB	Van Herck/Van Herck	Mazda RX-7	59:17.929	36	1 LAP	95.02	1:35.350
15	37	GTB	Haane/Van Loo	Porsche 996 GT3	59:35.023	36	1 LAP	94.57	1:35.517
16	36	GTB	Jeuris/Leest	Porsche 996 GT3 Cup	59:57.959	36	1 LAP	93.96	1:36.025
17	29	GTB	Vanierschot/Schreurs	Porsche 993 GT2	59:59.589	36	1 LAP	93.92	1:35.844
18	39	GTB	Vancraeynest/Grutman	Porsche 996 GT3	1:00:01.687	36	1 LAP	93.87	1:35.777
19	31	GTB	Lamot/Penders	Porsche 996 GT3 RS	1:00:07.455	36	1 LAP	93.72	1:34.169
20	22	GTB	J-P Verhoeven/Muytjens	Porsche 996 Supercup	58:46.063	35	2 LAPS	93.22	1:35.339
21	3	GTA	Maes/Verbist	Porsche 996 Biturbo	59:00.028	35	2 LAPS	92.85	1:33.855
22	96	TB	Meijers/Tieman	BMW M3	59:17.355	35	2 LAPS	92.40	1:38.160
23	91	TB	Haschke/Josten	BMW M3	59:26.327	35	2 LAPS	92.16	1:38.557
24	38	GTB	Janssen/Raus	Porsche 996 GT3/R	59:45.611	35	2 LAPS	91.67	1:38.730
25	94	TA	Beckers/Cassiers	BMW M3	58:40.808	34	3 LAPS	90.69	1:40.878
26	27	GTB	Van Hoepen/Van Rossem	Porsche GT3 Supercup	58:57.548	34	3 LAPS	90.26	1:36.086
27	25	GTB	De Laet/Vollebergh	Porsche GT3 RSR	59:01.033	34	3 LAPS	90.17	1:36.553
28	32	GTB	Ceusters/Metior	Porsche 996 GT3/R	59:01.822	34	3 LAPS	90.15	1:37.420
29	23	GTB	Meert/Van De Plas	Porsche 996 Supercup	1:00:01.198	34	3 LAPS	88.66	1:38.918
30	24	GTB	Van Hover/Coenen	Porsche Boxster	59:36.564	33	4 LAPS	86.65	1:42.344
31	28	GTB	Lumbecck/Kenis	BMW Z3 M-GT	59:45.187	33	4 LAPS	86.44	1:37.548
32	93	TB	Broodcooren/Verhoeven	BMW E36	1:00:01.186	33	4 LAPS	86.06	1:43.792
33	10	GTA	Mattheus/Redant	Audi TT	58:54.423	32	5 LAPS	85.03	1:37.090
34	9	GTA	Moonen/Van Dyck/Van Audenhove	Porsche 996 Biturbo	59:48.294	32	5 LAPS	83.75	1:42.779
35	92	TB	De Hoen/Essers	BMW E46 M3	59:59.172	30	7 LAPS	78.28	1:40.928
36	97	TB	A. Van De Velde/lckx	Mini Cooper S3	58:43.162	29	8 LAPS	77.30	1:38.655
37	30	GTB	De Gastines/De Bock	Porsche 996 GT3 RS	59:18.242	28	9 LAPS	73.90	1:37.817
38	95	TB	Clarke/Cox	BMW E36 M3	47:21.428	26	11 LAPS	85.94	1:43.586
39	21	GTB	Thiers/Thiers	Porsche 997 GT3/RS	59:56.442	25	12 LAPS	65.28	1:33.079
40	34	GTB	Derdaele/Empsen	Ultima GTR	38:25.007	23	14 LAPS	93.72	1:35.228
41	40	GTB	Maton/Bogemans	Porsche 996 GT3 Cup	32:56.563	19	18 LAPS	90.29	1:39.570
42	47	GTB	Buskens/Kolen	Saker Sprint GT	44:16.623	16	21 LAPS	56.57	1:43.619

### FASTEST LAP

7	GTA	Goossens/Hart	Chevrolet Corvette C5R	1:27.511	3	107.29mph	172.67kph
20	G	Cole/Eagling	Chevrolet Corvette C5	1:31.936	14	102.13mph	164.36kph
21	GTB	Thiers/Thiers	Porsche 997 GT3/RS	1:33.079	13	100.87mph	162.34kph
71	TA	Belien/Cuyvers	BMW E46 M3 V8	1:33.768	13	100.13mph	161.15kph
96	TB	Meijers/Tieman	BMW M3	1:38.160	26	95.65mph	153.94kph

Brands Hatch  
Circuit Length = 2.6082 miles.  
Start: 12:24 End: 13:24

Clerk Of Course:

Stewards:

Timekeeper:

## Mediagroup VAN DYCK Belcar RACE CLASSIFICATION - RACE 5

POS	NO	CL	NAME	CAR	TIME	LAPS	GAP	MPH	BEST
1	4		GTA Menten/Bouvy	Porsche GT2-R	2:05:11.532	80		100.01	1:28.893
2	2		GTA Kuismanen/Vosse	Chrysler Viper GTS-R	2:06:07.912	79	1 LAP	98.02	1:29.502
3	6		GTA Wauters/Wauters	Porsche 996 Biturbo	2:05:25.970	78	2 LAPS	97.32	1:30.807
4	5		GTA Palttala/Van Sande	Porsche GT2-R	2:06:41.116	78	2 LAPS	96.36	1:29.488
5	31		GTB Lamot/Penders	Porsche 996 GT3 RS	2:06:43.153	78	2 LAPS	96.33	1:32.634
6	33		GTB Qvick/Geoffroy	Ultima GTR	2:06:43.337	78	2 LAPS	96.33	1:32.677
7	3		GTA Maes/Verbist	Porsche 996 Biturbo	2:05:35.958	77	3 LAPS	95.94	1:32.658
8	15		GTA Noorman/Van Dongen	Marcos Mantis	2:06:08.763	77	3 LAPS	95.53	1:31.005
9	46		GTB J. Van Vaerenbergh/Jacobs	Gillet Vertigo	2:06:08.130	76	4 LAPS	94.30	1:34.437
10	57	G	Khan/Westbrook	Porsche 996 GT3 RS	2:06:09.762	76	4 LAPS	94.27	1:31.955
11	42		GTB Cook/Pelle	Porsche GT3 RS	2:06:30.447	76	4 LAPS	94.02	1:33.915
12	22		GTB J-P Verhoeven/Muytjens	Porsche 996 Supercup	2:05:32.840	75	5 LAPS	93.49	1:35.339
13	29		GTB Vanierschot/Schreurs	Porsche 993 GT2	2:05:47.278	75	5 LAPS	93.31	1:35.844
14	56	G	McCormick/Lockie	Ferrari 360 Challenge	2:06:09.076	75	5 LAPS	93.04	1:33.989
15	37		GTB Haane/Van Loo	Porsche 996 GT3	2:06:36.434	75	5 LAPS	92.71	1:35.517
16	71	TA	Belien/Cuyvers	BMW E46 M3 V8	2:06:46.704	75	5 LAPS	92.58	1:33.768
17	25		GTB De Laet/Vollebergh	Porsche GT3 RSR	2:05:20.087	74	6 LAPS	92.40	1:35.650
18	36		GTB Jeuris/Leest	Porsche 996 GT3 Cup	2:05:31.712	74	6 LAPS	92.26	1:36.025
19	23		GTB Meert/Van De Plas	Porsche 996 Supercup	2:06:36.985	74	6 LAPS	91.46	1:37.922
20	39		GTB Vancraeynest/Grutman	Porsche 996 GT3	2:06:39.407	74	6 LAPS	91.44	1:35.777
21	91	TB	Haschke/Josten	BMW M3	2:06:50.128	74	6 LAPS	91.31	1:37.444
22	43		GTB Van Herck/Van Herck	Mazda RX-7	2:06:11.887	73	7 LAPS	90.53	1:35.350
23	32		GTB Ceusters/Metior	Porsche 996 GT3/R	2:06:42.920	73	7 LAPS	90.16	1:37.420
24	96	TB	Meijers/Tieman	BMW M3	2:06:56.914	72	8 LAPS	88.76	1:38.160
25	10		GTA Matheus/Redant	Audi TT	2:05:25.971	70	10 LAPS	87.34	1:36.715
26	24		GTB Van Hover/Coenen	Porsche Boxster	2:06:03.071	69	11 LAPS	85.67	1:42.344
27	93	TB	Broodcooren/Verhoeven	BMW E36	2:06:17.287	69	11 LAPS	85.51	1:43.792
28	9		GTA Moonen/Van Dyck/Van Audenhove	Porsche 996 Biturbo	2:06:34.877	69	11 LAPS	85.31	1:41.755
29	92	TB	De Hoen/Essers	BMW E46 M3	2:05:15.564	68	12 LAPS	84.96	1:40.733
30	30		GTB De Gastines/De Bock	Porsche 996 GT3 RS	2:05:24.817	67	13 LAPS	83.61	1:35.706
31	21		GTB Thiers/Thiers	Porsche 997 GT3/RS	2:05:53.097	66	14 LAPS	82.05	1:33.079
32	20	G	Cole/Eagling	Chevrolet Corvette C5	1:59:54.730	74	D.N.F.	96.58	1:31.906
33	38		GTB Janssen/Raus	Porsche 996 GT3/R	2:01:17.949	68	D.N.F.	87.73	1:38.730
34	7		GTA Goossens/Hart	Chevrolet Corvette C5R	1:44:01.078	67	D.N.F.	100.81	1:27.511
35	94	TA	Beckers/Cassiers	BMW M3	1:48:48.548	62	D.N.F.	89.18	1:40.878
36	27		GTB Van Hoepen/Van Rossem	Porsche GT3 Supercup	1:40:57.560	58	D.N.F.	89.91	1:36.086

### NOT CLASSIFIED

97	TB	A. Van De Velde/lckx	Mini Cooper S3	1:27:04.338	46	D.N.F.	82.68	1:38.360
28	GTB	Lumbeeck/Kenis	BMW Z3 M-GT	1:04:37.235	36	D.N.F.	87.19	1:36.683
95	TB	Clarke/Cox	BMW E36 M3	47:21.428	26	D.N.F.	85.94	1:43.586
34	GTB	Derdaele/Empsen	Ultima GTR	38:25.007	23	D.N.F.	93.72	1:35.228
47	GTB	Buskens/Kolen	Saker Sprint GT	2:06:55.776	22	N.C.F.	27.13	1:43.619
40	GTB	Maton/Bogemans	Porsche 996 GT3 Cup	32:56.563	19	D.N.F.	90.29	1:39.570

### FASTEST LAP

7	GTA	Goossens/Hart	Chevrolet Corvette C5R	1:27.511	3	107.29mph	172.67kph
20	G	Cole/Eagling	Chevrolet Corvette C5	1:31.906	63	102.16mph	164.41kph
31	GTB	Lamot/Penders	Porsche 996 GT3 RS	1:32.634	64	101.36mph	163.12kph
71	TA	Belien/Cuyvers	BMW E46 M3 V8	1:33.768	13	100.13mph	161.15kph
91	TB	Haschke/Josten	BMW M3	1:37.444	42	96.35mph	155.07kph

Brands Hatch

Circuit Length = 2.6082 miles.

Start: 12:24 End: 14:29

Weather / Track : Overcast / Dry

Clerk of Course:	Stewards:	Timekeeper:
------------------	-----------	-------------

# Mediagroup VAN DYCK Belcar

## RACE CLASSIFICATION - RACE 5 - LAP CHART

Lap 1			Lap 2			Lap 3			Lap 4			Lap 5		
No	Behind	Laptime	No	Behind	Laptime	No	Behind	Laptime	No	Behind	Laptime	No	Behind	Laptime
7		1:33.873	7		1:28.099	7		1:27.511	7		1:28.223	7		1:28.685
2	1.241	1:35.114	5	4.305	1:30.745	5	6.777	1:29.983	9	1 LAP	1:52.669	28	1 LAP	1:46.415
5	1.659	1:35.532	2	4.889	1:31.747	2	8.920	1:31.542	5	8.691	1:30.137	5	12.246	1:32.240
15	4.936	1:38.809	15	8.413	1:31.576	15	12.020	1:31.118	2	11.435	1:30.738	2	13.961	1:31.211
6	5.723	1:39.596	4	9.511	1:31.540	4	12.320	1:30.320	4	14.187	1:30.090	4	16.742	1:31.240
4	6.070	1:39.943	6	10.823	1:33.199	6	14.521	1:31.209	15	15.363	1:31.566	15	19.420	1:32.742
57	7.222	1:41.095	57	12.012	1:32.889	57	17.690	1:33.189	6	17.648	1:31.350	6	21.221	1:32.258
56	8.725	1:42.598	56	16.635	1:36.009	20	23.036	1:33.105	57	22.851	1:33.384	9	1 LAP	1:52.447
21	9.165	1:43.038	20	17.442	1:35.684	56	24.646	1:35.522	20	27.642	1:32.829	57	27.192	1:33.026
20	9.857	1:43.730	21	18.293	1:37.227	21	25.861	1:35.079	56	31.016	1:34.593	20	31.291	1:32.334
31	10.165	1:44.038	31	18.427	1:36.361	31	27.058	1:36.142	21	32.962	1:35.324	56	37.078	1:34.747
3	11.297	1:45.170	3	19.171	1:35.973	3	27.506	1:35.846	31	34.469	1:35.634	21	38.606	1:34.329
33	12.374	1:46.247	71	21.209	1:36.028	71	28.491	1:34.793	3	34.695	1:35.412	3	40.978	1:34.968
71	13.280	1:47.153	33	21.389	1:37.114	33	30.909	1:37.031	71	35.147	1:34.879	71	42.274	1:35.812
34	14.270	1:48.143	34	22.952	1:36.781	34	31.681	1:36.240	33	37.731	1:35.045	31	43.049	1:37.265
42	15.053	1:48.926	22	24.063	1:37.107	22	32.929	1:36.377	34	39.657	1:36.199	33	44.070	1:35.024
22	15.055	1:48.928	42	24.219	1:37.265	42	32.933	1:36.225	42	40.807	1:36.097	34	46.759	1:35.787
30	16.204	1:50.077	30	26.687	1:38.582	43	36.236	1:36.666	22	41.702	1:36.996	42	47.137	1:35.015
43	16.642	1:50.515	43	27.081	1:38.538	30	37.976	1:38.800	43	44.102	1:36.089	22	48.519	1:35.502
37	17.102	1:50.975	37	27.493	1:38.490	37	38.371	1:38.389	30	47.570	1:37.817	43	51.327	1:35.910
46	17.623	1:51.496	46	28.137	1:38.613	46	38.448	1:37.822	37	48.326	1:38.178	36	59.252	1:38.773
36	18.383	1:52.256	36	28.749	1:38.465	36	39.279	1:38.041	46	48.718	1:38.493	46	59.561	1:39.528
25	19.003	1:52.876	25	30.077	1:39.173	25	41.940	1:39.374	36	49.164	1:38.108	37	59.766	1:40.125
27	21.268	1:55.141	29	31.838	1:38.282	29	42.254	1:37.927	29	52.864	1:38.833	29	1:03.094	1:38.915
39	21.620	1:55.493	27	34.969	1:41.800	27	48.013	1:40.555	25	54.224	1:40.507	25	1:04.943	1:39.404
29	21.655	1:55.528	39	35.260	1:41.739	39	48.226	1:40.477	39	58.240	1:38.237	39	1:06.433	1:36.878
91	22.854	1:56.727	91	36.047	1:41.292	91	49.023	1:40.487	27	1:00.826	1:41.036	27	1:12.402	1:40.261
23	25.115	1:58.988	96	39.312	1:42.153	96	52.723	1:40.922	91	1:01.410	1:40.610	91	1:13.139	1:40.414
96	25.258	1:59.131	38	41.713	1:43.871	38	56.707	1:42.505	96	1:05.147	1:40.647	96	1:16.995	1:40.533
38	25.941	1:59.814	23	42.151	1:45.135	40	56.986	1:41.908	10	3 LAPS	7:06.231	10	3 LAPS	1:40.674
94	27.002	2:00.875	40	42.589	1:43.320	23	58.236	1:43.596	40	1:09.616	1:40.853	40	1:21.921	1:40.990
40	27.368	2:01.241	94	43.077	1:44.174	94	58.767	1:43.201	38	1:10.950	1:42.466	38	1:24.157	1:41.892
24	29.170	2:03.043	24	45.574	1:44.503	32	1:02.471	1:43.325	23	1:13.152	1:43.139	23	1:27.033	1:42.566
97	29.674	2:03.547	97	46.549	1:44.974	24	1:02.734	1:44.671	94	1:13.794	1:43.250	94	1:27.721	1:42.612
32	30.264	2:04.137	32	46.657	1:44.492	97	1:03.877	1:44.839	32	1:16.442	1:42.194	32	1:30.019	1:42.262
92	32.439	2:06.312	92	48.449	1:44.109	92	1:04.815	1:43.877	24	1:19.862	1:45.351			
95	33.594	2:07.467	95	49.446	1:43.951	95	1:05.600	1:43.665	92	1:20.209	1:43.617			
93	34.264	2:08.137	93	51.953	1:45.788	93	1:09.558	1:45.116	95	1:21.493	1:44.116			
47	35.326	2:09.199	47	52.570	1:45.343	47	1:10.185	1:45.126	47	1:26.510	1:44.548			
28	39.963	2:13.836	28	56.729	1:44.865	28	1:13.475	1:44.257	93	1:28.040	1:46.705			
9	41.180	2:15.053	9	1:04.528	1:51.447									

**Mediagroup VAN DYCK Belcar**  
**RACE CLASSIFICATION - RACE 5 - LAP CHART**  
 (contd.)

Lap 6			Lap 7			Lap 8			Lap 9			Lap 10		
No	Behind	Laptime	No	Behind	Laptime	No	Behind	Laptime	No	Behind	Laptime	No	Behind	Laptime
7		1:33.399	7		1:52.005	7		2:16.229	7		2:34.460	7		1:29.603
92	1 LAP	1:43.882	32	1 LAP	1:55.942	32	1 LAP	2:16.505	32	1 LAP	2:34.214	5	5.042	1:31.804
24	1 LAP	1:45.928	92	1 LAP	1:51.527	92	1 LAP	2:16.244	92	1 LAP	2:34.180	4	5.675	1:31.512
95	1 LAP	1:44.924	24	1 LAP	1:51.174	24	1 LAP	2:15.505	24	1 LAP	2:34.047	6	8.150	1:33.636
5	11.342	1:32.495	2	4.323	1:44.092	2	3.464	2:15.370	2	1.830	2:32.826	2	9.047	1:36.820
93	1 LAP	1:46.081	95	1 LAP	1:53.130	95	1 LAP	2:15.620	5	2.841	2:32.056	15	10.029	1:35.743
2	12.236	1:31.674	5	6.108	1:46.771	5	5.245	2:15.366	95	1 LAP	2:32.622	57	13.338	1:35.818
4	15.524	1:32.181	93	1 LAP	1:47.540	93	1 LAP	2:14.661	93	1 LAP	2:32.182	56	15.638	1:37.609
28	1 LAP	1:46.852	4	8.658	1:45.139	4	6.705	2:14.276	4	3.766	2:31.521	32	1 LAP	1:45.322
15	18.045	1:32.024	15	10.297	1:44.257	15	7.958	2:13.890	15	3.889	2:30.391	3	16.859	1:37.253
6	19.181	1:31.359	6	11.140	1:43.964	6	9.426	2:14.515	6	4.117	2:29.151	20	17.194	1:39.470
57	27.618	1:33.825	28	1 LAP	1:47.908	28	1 LAP	2:14.180	28	1 LAP	2:31.013	21	18.619	1:39.063
20	30.739	1:32.847	57	14.711	1:39.098	57	11.281	2:12.799	57	7.123	2:30.302	71	19.625	1:37.806
56	38.862	1:35.183	20	15.324	1:36.590	20	11.961	2:12.866	20	7.327	2:29.826	47	4 LAPS	1:54.683
21	40.546	1:35.339	56	25.777	1:38.920	56	13.147	2:03.599	56	7.632	2:28.945	92	1 LAP	1:48.998
3	41.895	1:34.316	21	26.905	1:38.364	21	14.114	2:03.438	21	9.159	2:29.505	31	21.053	1:38.111
71	45.036	1:36.161	3	28.430	1:38.540	3	14.672	2:02.471	3	9.209	2:28.997	33	21.349	1:37.928
31	46.101	1:36.451	71	30.078	1:37.047	71	15.858	2:02.009	71	11.422	2:30.024	95	1 LAP	1:48.584
33	46.383	1:35.712	31	31.599	1:37.503	31	16.636	2:01.266	31	12.545	2:30.369	34	23.947	1:37.242
9	1 LAP	1:55.445	33	31.931	1:37.553	33	17.362	2:01.660	33	13.024	2:30.122	24	1 LAP	1:51.933
34	49.644	1:36.284	9	1 LAP	1:51.144	97	4 LAPS	7:55.303P	34	16.308	2:27.796	42	24.314	1:36.303
42	50.020	1:36.282	34	47.272	1:49.633	9	1 LAP	1:52.374	9	1 LAP	2:29.301	93	1 LAP	1:50.558
22	50.905	1:35.785	42	47.846	1:49.831	34	22.972	1:51.929	42	17.614	2:28.003	22	25.045	1:36.856
43	53.997	1:36.069	22	48.539	1:49.639	42	24.071	1:52.454	22	17.792	2:27.244	43	25.201	1:36.669
36	1:06.580	1:40.727	43	49.510	1:47.518	22	25.008	1:52.698	43	18.135	2:27.244	28	1 LAP	1:48.729
46	1:07.011	1:40.849	36	56.211	1:41.636	43	25.351	1:52.070	37	18.342	2:25.015	37	26.067	1:37.328
37	1:07.724	1:41.357	46	56.993	1:41.987	36	26.168	1:46.186	36	18.680	2:26.972	36	26.160	1:37.083
29	1:11.044	1:41.349	37	57.838	1:42.119	46	27.097	1:46.333	97	4 LAPS	2:32.513	46	27.213	1:37.818
39	1:11.881	1:38.847	29	1:01.552	1:42.513	37	27.787	1:46.178	46	18.998	2:26.361	29	27.960	1:37.813
25	1:12.551	1:41.007	39	1:02.267	1:42.391	29	28.541	1:43.218	29	19.750	2:25.669	39	29.176	1:38.552
27	1:22.465	1:43.462	25	1:03.464	1:42.918	39	29.143	1:43.105	25	20.166	2:24.920	25	34.289	1:43.726
91	1:23.208	1:43.468	27	1:17.545	1:47.085	25	29.706	1:42.471	39	20.227	2:25.544	91	35.499	1:43.657
96	1:26.426	1:42.830	91	1:17.972	1:46.769	27	46.408	1:45.092	27	20.736	2:08.788	27	38.818	1:47.685
10	3 LAPS	1:41.659	96	1:18.541	1:44.120	91	47.044	1:45.301	91	21.445	2:08.861	96	38.949	1:46.889
40	1:30.399	1:41.877	10	3 LAPS	1:43.449	96	49.118	1:46.806	96	21.663	2:07.005	10	3 LAPS	1:46.129
38	1:34.180	1:43.422	40	1:21.568	1:43.174	10	3 LAPS	1:45.870	10	3 LAPS	2:07.539	38	40.290	1:46.097
23	1:39.300	1:45.666	38	1:25.195	1:43.020	40	50.281	1:44.942	40	23.296	2:07.475	9	1 LAP	1:53.549
94	1:40.247	1:45.925	23	1:34.756	1:47.461	38	52.863	1:43.897	38	23.796	2:05.393	40	41.390	1:47.697
			94	1:35.336	1:47.094	23	1:06.614	1:48.087	23	25.438	1:53.284	94	42.262	1:46.135
						94	1:06.982	1:47.875	94	25.730	1:53.208	23	42.431	1:46.596
						47	3 LAPS	8:12.882P				97	4 LAPS	1:53.398

Brands Hatch GP  
 Circuit Length = 2.6082 miles.  
 Start: 12:24 End: 14:29

Weather / Track : Overcast / Dry

**Mediagroup VAN DYCK Belcar**  
**RACE CLASSIFICATION - RACE 5 - LAP CHART**  
 (contd.)

Lap 11			Lap 12			Lap 13			Lap 14			Lap 15		
No	Behind	Laptime	No	Behind	Laptime	No	Behind	Laptime	No	Behind	Laptime	No	Behind	Laptime
7		1:28.457	7		1:28.293	7		1:27.713	7		1:29.231	7		1:29.850
5	6.073	1:29.488	4	8.055	1:29.879	4	9.797	1:29.455	9	2 LAPS	1:46.291	28	2 LAPS	1:44.345
4	6.469	1:29.251	5	9.070	1:31.290	5	11.567	1:30.210	4	10.952	1:30.386	94	1 LAP	1:42.398
2	10.092	1:29.502	2	11.406	1:29.607	2	13.771	1:30.078	5	13.000	1:30.664	93	2 LAPS	1:45.793
6	11.613	1:31.920	6	14.707	1:31.387	6	17.801	1:30.807	97	5 LAPS	1:49.009	24	2 LAPS	1:45.001
15	12.849	1:31.277	15	15.561	1:31.005	15	18.897	1:31.049	15	21.058	1:31.392	23	1 LAP	1:42.710
57	17.392	1:32.511	57	21.588	1:32.489	57	26.469	1:32.594	57	29.663	1:32.425	4	11.887	1:30.785
30	6 LAPS	12:13.635P	56	27.112	1:34.228	20	33.507	1:32.881	20	36.212	1:31.936	5	13.804	1:30.654
56	21.177	1:33.996	3	28.204	1:33.855	56	34.611	1:35.212	3	39.612	1:33.941	9	2 LAPS	1:45.741
3	22.642	1:34.240	20	28.339	1:33.757	3	34.902	1:34.411	56	40.507	1:35.127	15	24.672	1:33.464
20	22.875	1:34.138	21	30.595	1:34.245	21	35.961	1:33.079	21	40.857	1:34.127	97	5 LAPS	1:48.896
21	24.643	1:34.481	71	31.645	1:34.405	71	37.700	1:33.768	71	42.768	1:34.299	57	32.429	1:32.616
71	25.533	1:34.365	31	34.206	1:34.169	33	40.812	1:33.734	2	46.416	2:01.876P	20	38.870	1:32.508
31	28.330	1:35.734	33	34.791	1:34.005	31	40.842	1:34.349	33	46.462	1:34.881	3	44.242	1:34.480
33	29.079	1:36.187	34	39.524	1:35.782	34	47.072	1:35.261	31	48.216	1:36.605	21	44.976	1:33.969
32	1 LAP	1:41.557	42	40.177	1:36.033	42	47.187	1:34.723	6	49.488	2:00.918P	56	45.442	1:34.785
34	32.035	1:36.545	43	41.364	1:35.940	43	49.001	1:35.350	42	52.209	1:34.253	71	47.206	1:34.288
42	32.437	1:36.580	22	44.203	1:36.879	22	52.808	1:36.318	34	54.710	1:36.869	33	50.244	1:33.632
43	33.717	1:36.973	32	1 LAP	1:43.748	46	53.459	1:35.735	43	55.169	1:35.399	2	53.577	1:37.011
22	35.617	1:39.029	36	45.017	1:36.343	37	55.735	1:37.430	46	58.938	1:34.710	31	53.613	1:35.247
36	36.967	1:39.264	46	45.437	1:35.665	29	56.439	1:37.539	22	1:00.265	1:36.688	6	57.079	1:37.441
37	37.406	1:39.796	37	46.018	1:36.905	36	56.727	1:39.423	29	1:03.289	1:36.081	42	58.010	1:35.651
92	1 LAP	1:45.644	29	46.613	1:36.341	39	57.962	1:37.826	37	1:04.116	1:37.612	34	1:00.890	1:36.030
46	38.065	1:39.309	39	47.849	1:37.317	32	1 LAP	1:42.103	36	1:04.491	1:36.995	43	1:01.423	1:36.104
29	38.565	1:39.062	30	6 LAPS	1:58.005	92	1 LAP	1:41.396	39	1:05.918	1:37.187	47	5 LAPS	2:46.354P
95	1 LAP	1:45.035	92	1 LAP	1:43.930	25	1:10.710	1:40.633	32	1 LAP	1:38.052	46	1:04.580	1:35.492
39	38.825	1:38.106	95	1 LAP	1:43.981	10	3 LAPS	1:39.428	30	7 LAPS	3:18.247P	22	1:06.599	1:36.184
47	4 LAPS	1:48.172	47	4 LAPS	1:43.619	95	1 LAP	1:44.855	10	3 LAPS	1:37.090	29	1:09.890	1:36.451
93	1 LAP	1:46.948	25	57.790	1:41.710	91	1:12.819	1:39.928	92	1 LAP	1:41.454	37	1:10.546	1:36.280
24	1 LAP	1:48.282	10	3 LAPS	1:39.365	96	1:14.116	1:39.957	25	1:20.488	1:39.009	36	1:10.957	1:36.316
28	1 LAP	1:46.614	28	1 LAP	1:44.632	47	4 LAPS	1:48.729	91	1:23.520	1:39.932	39	1:13.108	1:37.040
25	44.373	1:38.541	91	1:00.604	1:42.030	27	1:16.022	1:40.902	96	1:24.051	1:39.166	32	1 LAP	1:39.332
91	46.867	1:39.825	93	1 LAP	1:46.083	38	1:17.458	1:40.992	95	1 LAP	1:45.459	10	3 LAPS	1:37.946
10	3 LAPS	1:37.542	96	1:01.872	1:39.026	28	1 LAP	1:44.895	27	1:27.719	1:40.928	30	7 LAPS	1:50.488
27	50.988	1:40.627	27	1:02.833	1:40.138	40	1:17.720	1:41.362	38	1:27.877	1:39.650			
96	51.139	1:40.647	24	1 LAP	1:47.869	93	1 LAP	1:47.099	40	1:28.132	1:39.643			
38	52.279	1:40.446	40	1:04.071	1:39.570	94	1:22.169	1:41.905						
40	52.794	1:39.861	38	1:04.179	1:40.193	24	1 LAP	1:46.546						
94	55.392	1:41.587	94	1:07.977	1:40.878	23	1:26.354	1:42.133						
23	57.646	1:43.672	23	1:11.934	1:42.581									
9	1 LAP	1:48.483	9	1 LAP	1:45.648									
97	4 LAPS	1:48.321	97	4 LAPS	1:47.101									

Weather / Track : Overcast / Dry

Brands Hatch GP  
 Circuit Length = 2.6082 miles.  
 Start: 12:24 End: 14:29

**Mediagroup VAN DYCK Belcar**  
**RACE CLASSIFICATION - RACE 5 - LAP CHART**  
 (contd.)

Lap 16			Lap 17			Lap 18			Lap 19			Lap 20		
No	Behind	Laptime	No	Behind	Laptime	No	Behind	Laptime	No	Behind	Laptime	No	Behind	Laptime
7		1:30.468	7		1:28.485	7		1:28.069	7		1:29.821	7		1:29.398
25	1 LAP	1:39.845	10	4 LAPS	1:39.080	32	2 LAPS	1:39.192	37	1 LAP	1:37.752	43	1 LAP	1:36.606
92	2 LAPS	1:42.645	25	1 LAP	1:39.504	10	4 LAPS	1:38.334	36	1 LAP	1:38.146	97	7 LAPS	1:55.939
91	1 LAP	1:38.821	30	8 LAPS	1:41.541	25	1 LAP	1:39.388	29	1 LAP	1:39.012	9	3 LAPS	1:46.477
96	1 LAP	1:39.343	91	1 LAP	1:40.777	30	8 LAPS	1:38.624	39	1 LAP	1:37.553	22	1 LAP	1:36.555
27	1 LAP	1:40.637	96	1 LAP	1:40.217	4	23.164	1:33.399	32	2 LAPS	1:38.312	37	1 LAP	1:35.517
38	1 LAP	1:41.003	92	2 LAPS	1:43.288	5	23.499	1:33.198	4	24.816	1:31.473	36	1 LAP	1:36.477
40	1 LAP	1:41.044	4	17.834	1:33.027	96	1 LAP	1:39.275	10	4 LAPS	1:38.145	29	1 LAP	1:36.835
4	13.292	1:31.873	5	18.370	1:32.030	91	1 LAP	1:40.581	5	26.326	1:32.648	39	1 LAP	1:36.262
95	2 LAPS	1:46.297	27	1 LAP	1:40.605	92	2 LAPS	1:42.521	25	1 LAP	1:40.555	4	25.570	1:30.152
5	14.825	1:31.489	38	1 LAP	1:40.322	27	1 LAP	1:40.343	30	8 LAPS	1:40.220	32	2 LAPS	1:39.627
28	2 LAPS	1:43.281	40	1 LAP	1:40.515	38	1 LAP	1:40.438	96	1 LAP	1:38.269	5	27.800	1:30.872
94	1 LAP	1:41.759	94	1 LAP	1:40.999	40	1 LAP	1:40.143	91	1 LAP	1:38.797	10	4 LAPS	1:38.226
23	1 LAP	1:42.183	95	2 LAPS	1:44.203	15	35.159	1:32.202	15	40.191	1:34.853	25	1 LAP	1:39.927
93	2 LAPS	1:45.752	28	2 LAPS	1:43.496	94	1 LAP	1:41.836	27	1 LAP	1:40.622	96	1 LAP	1:39.080
24	2 LAPS	1:45.478	15	31.026	1:33.621	57	45.092	1:34.179	38	1 LAP	1:40.768	15	44.170	1:33.377
15	25.890	1:31.686	23	1 LAP	1:41.025	28	2 LAPS	1:43.281	40	1 LAP	1:40.893	30	8 LAPS	1:41.009
57	34.554	1:32.593	57	38.982	1:32.913	95	2 LAPS	1:45.567	92	2 LAPS	1:44.173	91	1 LAP	1:40.191
9	2 LAPS	1:47.506	93	2 LAPS	1:45.665	23	1 LAP	1:41.312	57	48.219	1:32.948	57	53.393	1:34.572
20	41.003	1:32.601	24	2 LAPS	1:45.171	20	49.833	1:33.212	20	54.189	1:34.177	27	1 LAP	1:40.850
3	49.285	1:35.511	20	44.690	1:32.172	93	2 LAPS	1:43.792	94	1 LAP	1:42.247	40	1 LAP	1:40.055
21	49.521	1:35.013	3	55.910	1:35.110	24	2 LAPS	1:43.788	23	1 LAP	1:41.144	38	1 LAP	1:41.160
56	50.236	1:35.262	21	57.102	1:36.066	2	1:02.307	1:31.981	28	2 LAPS	1:44.078	92	2 LAPS	1:41.167
71	51.444	1:34.706	56	57.673	1:35.922	3	1:03.233	1:35.392	95	2 LAPS	1:44.441	20	57.356	1:32.565
33	53.895	1:34.119	71	58.167	1:35.208	21	1:03.670	1:34.637	2	1:03.103	1:30.617	2	1:04.897	1:31.192
97	5 LAPS	1:52.180	2	58.395	1:32.849	56	1:05.277	1:35.673	3	1:08.382	1:34.970	94	1 LAP	1:41.335
2	54.031	1:30.922	9	2 LAPS	1:47.044	71	1:05.837	1:35.739	21	1:09.173	1:35.324	23	1 LAP	1:40.842
31	58.263	1:35.118	33	59.622	1:34.212	33	1:05.856	1:34.303	33	1:09.527	1:33.492	28	2 LAPS	1:42.730
6	58.387	1:31.776	6	1:04.043	1:34.141	97	6 LAPS	3:09.890P	56	1:10.333	1:34.877	3	1:14.612	1:35.628
42	1:01.669	1:34.127	31	1:05.672	1:35.894	6	1:08.113	1:32.139	6	1:10.676	1:32.384	6	1:15.937	1:34.659
34	1:05.882	1:35.460	42	1:07.209	1:34.025	31	1:12.585	1:34.982	93	2 LAPS	1:45.649	21	1:16.609	1:36.834
43	1:06.949	1:35.994	34	1:12.625	1:35.228	42	1:13.946	1:34.806	24	2 LAPS	1:45.640	56	1:17.639	1:36.704
46	1:08.685	1:34.573	43	1:14.509	1:36.045	9	2 LAPS	1:45.993	71	1:11.705	1:35.689	47	8 LAPS	5:50.679P
22	1:11.923	1:35.792	46	1:14.637	1:34.437	34	1:20.059	1:35.503	42	1:19.520	1:35.395	71	1:18.130	1:35.823
29	1:15.266	1:35.844	22	1:19.684	1:36.246	46	1:21.776	1:35.208	31	1:20.128	1:37.364	95	2 LAPS	1:46.101
37	1:16.067	1:35.989	29	1:24.162	1:37.381	43	1:22.804	1:36.364	34	1:25.899	1:35.661	42	1:25.222	1:35.100
36	1:16.514	1:36.025	37	1:24.279	1:36.697	22	1:27.686	1:36.071	46	1:27.972	1:36.017	24	2 LAPS	1:43.225
39	1:19.419	1:36.779	36	1:24.395	1:36.366							31	1:26.532	1:35.802
47	5 LAPS	1:51.243	39	1:27.070	1:36.136							33	1:26.666	1:46.537
32	1 LAP	1:38.639										93	2 LAPS	1:45.502

Brands Hatch GP  
 Circuit Length = 2.6082 miles.  
 Start: 12:24 End: 14:29

Weather / Track : Overcast / Dry

**Mediagroup VAN DYCK Belcar**  
**RACE CLASSIFICATION - RACE 5 - LAP CHART**  
 (contd.)

Lap 21			Lap 22			Lap 23			Lap 24			Lap 25		
No	Behind	Laptime	No	Behind	Laptime	No	Behind	Laptime	No	Behind	Laptime	No	Behind	Laptime
7		1:29.585	7		1:30.098	7		1:29.287	7		1:30.095	7		1:31.934
34	1 LAP	1:36.238	33	1 LAP	1:34.636	94	2 LAPS	1:42.330	27	2 LAPS	1:41.839	38	2 LAPS	1:40.159
46	1 LAP	1:34.863	42	1 LAP	1:36.736	71	1 LAP	1:38.770	3	1 LAP	1:35.048	3	1 LAP	1:36.464
43	1 LAP	1:36.006	31	1 LAP	1:36.099	33	1 LAP	1:33.477	92	3 LAPS	1:42.205	56	1 LAP	1:36.069
22	1 LAP	1:36.059	95	3 LAPS	1:46.568	42	1 LAP	1:34.103	56	1 LAP	1:35.297	33	1 LAP	1:35.264
37	1 LAP	1:36.260	9	4 LAPS	3:01.272P	23	2 LAPS	1:42.920	71	1 LAP	1:35.451	42	1 LAP	1:33.966
97	7 LAPS	1:43.623	24	3 LAPS	1:43.919	31	1 LAP	1:35.180	33	1 LAP	1:33.627	92	3 LAPS	1:42.770
36	1 LAP	1:37.129	46	1 LAP	1:36.020	46	1 LAP	1:34.690	42	1 LAP	1:34.362	71	1 LAP	1:39.074
29	1 LAP	1:36.903	34	1 LAP	1:37.279	28	3 LAPS	1:44.762	31	1 LAP	1:36.015	31	1 LAP	1:35.656
39	1 LAP	1:36.907	43	1 LAP	1:35.725	34	1 LAP	1:36.576	94	2 LAPS	1:42.752	46	1 LAP	1:35.985
4	26.514	1:30.529	93	3 LAPS	1:47.625	43	1 LAP	1:35.844	23	2 LAPS	1:41.437	94	2 LAPS	1:41.982
5	29.784	1:31.569	22	1 LAP	1:36.143	95	3 LAPS	1:46.161	46	1 LAP	1:35.055	43	1 LAP	1:36.877
32	2 LAPS	1:39.370	37	1 LAP	1:35.993	24	3 LAPS	1:45.081	34	1 LAP	1:36.541	23	2 LAPS	1:42.738
10	4 LAPS	1:39.250	36	1 LAP	1:38.724	22	1 LAP	1:37.168	43	1 LAP	1:35.818	4	34.229	1:32.609
15	48.221	1:33.636	4	28.493	1:32.077	37	1 LAP	1:37.005	28	3 LAPS	1:43.373	22	1 LAP	1:37.564
25	1 LAP	1:39.182	29	1 LAP	1:38.899	93	3 LAPS	1:45.675	22	1 LAP	1:36.387	28	3 LAPS	1:44.806
96	1 LAP	1:39.449	39	1 LAP	1:38.623	4	31.736	1:32.530	4	33.554	1:31.913	37	1 LAP	1:36.986
30	8 LAPS	1:39.368	97	7 LAPS	1:42.936	9	4 LAPS	1:58.304	95	3 LAPS	1:44.100	5	44.738	1:35.985
91	1 LAP	1:39.095	5	31.092	1:31.406	5	35.552	1:33.747	37	1 LAP	1:36.671	95	3 LAPS	1:45.219
57	56.256	1:32.448	32	2 LAPS	1:39.396	36	1 LAP	1:38.477	24	3 LAPS	1:43.864	24	3 LAPS	1:45.654
20	1:01.271	1:33.500	15	49.923	1:31.800	29	1 LAP	1:37.933	5	40.687	1:35.230	36	1 LAP	1:38.857
2	1:05.584	1:30.272	10	4 LAPS	1:38.658	39	1 LAP	1:38.553	36	1 LAP	1:39.006	29	1 LAP	1:37.911
27	1 LAP	1:42.373	57	1:00.235	1:34.077	97	7 LAPS	1:40.562	93	3 LAPS	1:45.098	39	1 LAP	1:37.166
38	1 LAP	1:41.747	96	1 LAP	1:39.085	15	54.782	1:34.146	47	11 LAPS	5:28.337P	15	1:00.710	1:34.950
92	2 LAPS	1:41.785	25	1 LAP	1:41.737	32	2 LAPS	1:39.578	29	1 LAP	1:39.806	97	7 LAPS	1:41.818
94	1 LAP	1:41.539	20	1:05.322	1:34.149	10	4 LAPS	1:37.925	39	1 LAP	1:40.492	93	3 LAPS	1:48.450
6	1:20.968	1:34.616	2	1:06.133	1:30.647	57	1:04.035	1:33.087	9	4 LAPS	1:46.447	9	4 LAPS	1:45.461
3	1:22.363	1:37.336	30	8 LAPS	1:41.376	2	1:08.998	1:32.152	97	7 LAPS	1:39.982	47	11 LAPS	1:49.437
21	1:23.009	1:35.985	91	1 LAP	1:41.474	20	1:10.797	1:34.762	15	57.694	1:33.007	57	1:08.204	1:32.896
56	1:23.629	1:35.575	38	1 LAP	1:39.389	96	1 LAP	1:39.044	32	2 LAPS	1:39.788	2	1:09.715	1:32.145
71	1:24.310	1:35.765	27	1 LAP	1:42.093	25	1 LAP	1:40.001	57	1:07.242	1:33.302	32	2 LAPS	1:40.360
23	1 LAP	1:43.907	92	2 LAPS	1:40.928	30	8 LAPS	1:39.275	2	1:09.504	1:30.601	20	1:15.334	1:33.373
28	2 LAPS	1:45.956	6	1:23.732	1:32.862	91	1 LAP	1:38.999	10	4 LAPS	1:38.304	10	4 LAPS	1:38.480
			3	1:27.205	1:34.940	38	1 LAP	1:38.730	20	1:13.895	1:33.193	27	2 LAPS	2:47.694P
			21	1:27.604	1:34.693	6	1:28.032	1:33.587	96	1 LAP	1:39.141	96	1 LAP	1:39.174
			56	1:28.838	1:35.307				30	8 LAPS	1:38.566			
									25	1 LAP	1:40.317			
									91	1 LAP	1:39.924			
									6	1:31.001	1:33.064			

**Mediagroup VAN DYCK Belcar**  
**RACE CLASSIFICATION - RACE 5 - LAP CHART**  
 (contd.)

Lap 26			Lap 27			Lap 28			Lap 29			Lap 30		
No	Behind	Laptime	No	Behind	Laptime	No	Behind	Laptime	No	Behind	Laptime	No	Behind	Laptime
7		1:30.027	7		1:30.015	7		1:29.548	7		1:28.784	7		1:28.542
30	9 LAPS	1:38.402	6	1 LAP	1:33.735	93	4 LAPS	1:45.510	97	8 LAPS	1:39.444	39	2 LAPS	1:38.664
25	2 LAPS	1:39.602	96	2 LAPS	1:39.902	32	3 LAPS	1:40.433	24	4 LAPS	1:42.344	20	1 LAP	1:33.588
6	1 LAP	1:34.390	30	9 LAPS	1:38.478	10	5 LAPS	1:40.378	95	4 LAPS	1:44.913	97	8 LAPS	1:38.872
91	2 LAPS	1:40.350	27	3 LAPS	1:52.707	9	5 LAPS	1:46.937	6	1 LAP	1:34.182	24	4 LAPS	1:42.911
3	1 LAP	1:35.924	25	2 LAPS	1:39.121	6	1 LAP	1:32.785	10	5 LAPS	1:38.607	6	1 LAP	1:32.256
56	1 LAP	1:35.593	91	2 LAPS	1:39.532	47	12 LAPS	1:45.256	32	3 LAPS	1:40.982	95	4 LAPS	1:43.586
38	2 LAPS	1:41.151	3	1 LAP	1:34.869	96	2 LAPS	1:38.160	93	4 LAPS	1:46.028	10	5 LAPS	1:38.471
33	1 LAP	1:34.230	56	1 LAP	1:34.703	30	9 LAPS	1:38.037	9	5 LAPS	1:43.237	32	3 LAPS	1:37.546
42	1 LAP	1:34.310	33	1 LAP	1:35.253	27	3 LAPS	1:37.493	27	3 LAPS	1:38.867	27	3 LAPS	1:37.164
71	1 LAP	1:35.077	42	1 LAP	1:34.866	25	2 LAPS	1:38.029	96	2 LAPS	1:40.443	9	5 LAPS	1:43.566
31	1 LAP	1:35.422	38	2 LAPS	1:40.607	3	1 LAP	1:35.303	30	9 LAPS	1:40.362	93	4 LAPS	1:46.275
92	3 LAPS	1:41.197	31	1 LAP	1:35.638	56	1 LAP	1:35.130	3	1 LAP	1:36.023	3	1 LAP	1:36.879
46	1 LAP	1:34.848	71	1 LAP	1:38.892	33	1 LAP	1:33.439	25	2 LAPS	1:40.176	96	2 LAPS	1:39.259
43	1 LAP	1:35.516	46	1 LAP	1:36.946	91	2 LAPS	1:40.688	56	1 LAP	1:36.948	33	1 LAP	1:35.442
4	35.588	1:31.386	4	37.990	1:32.417	42	1 LAP	1:34.379	33	1 LAP	1:35.893	56	1 LAP	1:35.667
94	2 LAPS	1:42.351	43	1 LAP	1:36.932	28	4 LAPS	2:40.809P	42	1 LAP	1:35.329	30	9 LAPS	1:40.472
23	2 LAPS	1:42.223	5	48.909	1:32.143	31	1 LAP	1:35.899	91	2 LAPS	1:40.222	42	1 LAP	1:36.342
22	1 LAP	1:35.758	94	2 LAPS	1:42.057	38	2 LAPS	1:41.082	31	1 LAP	1:36.221	25	2 LAPS	1:40.595
5	46.781	1:32.070	22	1 LAP	1:36.541	71	1 LAP	1:37.610	4	44.038	1:32.663	4	47.314	1:31.818
37	1 LAP	1:37.370	23	2 LAPS	1:42.769	4	40.159	1:31.717	71	1 LAP	1:37.053	91	2 LAPS	1:39.239
28	3 LAPS	1:43.582	37	1 LAP	1:36.430	46	1 LAP	1:36.981	38	2 LAPS	1:40.183	31	1 LAP	1:36.579
36	1 LAP	1:37.830	15	1:06.049	1:32.940	43	1 LAP	1:36.099	5	56.505	1:33.942	71	1 LAP	1:35.180
29	1 LAP	1:38.742	36	1 LAP	1:37.476	5	51.347	1:31.986	43	1 LAP	1:37.587	5	59.056	1:31.093
39	1 LAP	1:38.456	29	1 LAP	1:38.244	22	1 LAP	1:35.712	46	1 LAP	1:43.232	38	2 LAPS	1:39.471
15	1:03.124	1:32.441	39	1 LAP	1:37.929	94	2 LAPS	1:41.746	28	4 LAPS	1:51.698	43	1 LAP	1:35.874
95	3 LAPS	1:46.554	2	1:11.891	1:30.174	37	1 LAP	1:36.867	22	1 LAP	1:35.339	46	1 LAP	1:36.369
24	3 LAPS	1:44.603	57	1:17.081	1:33.720	15	1:08.374	1:31.873	37	1 LAP	1:36.564	22	1 LAP	1:36.542
97	7 LAPS	1:38.937	97	7 LAPS	1:38.971	23	2 LAPS	1:42.728	15	1:12.527	1:32.937	28	4 LAPS	1:40.972
2	1:11.732	1:32.044	95	3 LAPS	1:44.309	2	1:14.582	1:32.239	94	2 LAPS	1:42.061	15	1:15.656	1:31.671
57	1:13.376	1:35.199	24	3 LAPS	1:43.469	36	1 LAP	1:37.967	2	1:17.483	1:31.685	37	1 LAP	1:37.030
93	3 LAPS	1:45.488	20	1:24.950	1:34.207	29	1 LAP	1:37.208	23	2 LAPS	1:42.432	2	1:20.275	1:31.334
9	4 LAPS	1:45.043				57	1:20.378	1:32.845	36	1 LAP	1:36.771	94	2 LAPS	1:41.595
20	1:20.758	1:35.451				39	1 LAP	1:39.497	57	1:25.820	1:34.226			
32	2 LAPS	1:40.761				20	1:28.368	1:32.966	29	1 LAP	1:37.852			
10	4 LAPS	1:39.512												
47	11 LAPS	1:53.016												

**Mediagroup VAN DYCK Belcar**  
**RACE CLASSIFICATION - RACE 5 - LAP CHART**  
 (contd.)

Lap 31			Lap 32			Lap 33			Lap 34			Lap 35		
No	Behind	Laptime	No	Behind	Laptime	No	Behind	Laptime	No	Behind	Laptime	No	Behind	Laptime
7		1:30.198	4		1:32.437	4		1:31.643	5		1:35.762	5		1:35.588
57	1 LAP	1:33.465	42	1 LAP	1:36.157	27	3 LAPS	1:37.447	96	2 LAPS	1:38.670	3	2 LAPS	1:47.025
36	2 LAPS	1:38.924	96	2 LAPS	1:38.625	56	1 LAP	1:33.989	31	1 LAP	1:37.277	2	1 LAP	1:30.711
23	3 LAPS	1:41.974	30	9 LAPS	1:38.308	42	1 LAP	1:35.698	71	1 LAP	1:39.976	7	3.720	1:30.208
29	2 LAPS	1:37.469	5	9.830	1:33.828	24	4 LAPS	1:48.044	30	9 LAPS	1:39.704	71	1 LAP	1:38.337
20	1 LAP	1:33.751	31	1 LAP	1:37.322	5	10.330	1:32.143	2	1 LAP	1:42.226	96	2 LAPS	1:40.431
39	2 LAPS	1:38.566	71	1 LAP	1:36.791	2	1 LAP	2:46.963P	7	9.100	1:28.320	30	9 LAPS	1:39.189
97	8 LAPS	1:38.752	91	2 LAPS	1:42.204	96	2 LAPS	1:39.003	24	4 LAPS	1:46.444	15	12.706	1:32.272
6	1 LAP	1:32.266	9	5 LAPS	1:45.490	71	1 LAP	1:35.475	91	2 LAPS	1:38.557	46	1 LAP	1:36.191
24	4 LAPS	1:44.110	7	17.263	2:41.961P	30	9 LAPS	1:39.356	46	1 LAP	1:34.688	43	1 LAP	1:36.345
10	5 LAPS	1:38.114	93	4 LAPS	1:46.032	31	1 LAP	1:37.044	15	16.022	1:32.454	91	2 LAPS	1:41.106
32	3 LAPS	1:39.460	43	1 LAP	1:36.843	91	2 LAPS	1:39.025	43	1 LAP	1:36.890	24	4 LAPS	1:46.313
27	3 LAPS	1:36.184	46	1 LAP	1:37.220	43	1 LAP	1:35.758	22	1 LAP	1:37.345	22	1 LAP	1:36.274
33	1 LAP	1:35.622	38	2 LAPS	1:41.312	46	1 LAP	1:35.464	9	5 LAPS	1:44.244	57	30.479	1:33.650
3	1 LAP	1:36.811	22	1 LAP	1:36.889	9	5 LAPS	1:43.000	38	2 LAPS	1:41.182	9	5 LAPS	1:42.779
56	1 LAP	1:36.830	15	28.633	1:34.026	7	26.872	1:41.252	57	32.417	1:33.334	37	1 LAP	1:37.127
42	1 LAP	1:39.296	92	7 LAPS	1:55.159	15	29.660	1:32.670	37	1 LAP	1:36.533	38	2 LAPS	1:40.695
4	52.261	1:35.145	37	1 LAP	1:36.240	93	4 LAPS	1:44.651	93	4 LAPS	1:46.893	21	12 LAPS	1:58.178P
96	2 LAPS	1:42.678	28	4 LAPS	1:40.415	22	1 LAP	1:36.381	92	7 LAPS	1:42.220	20	40.210	1:34.794
30	9 LAPS	1:42.017	57	42.828	1:33.743	38	2 LAPS	1:41.897	28	4 LAPS	1:37.548	28	4 LAPS	1:37.695
25	2 LAPS	1:40.093	20	52.096	1:34.061	37	1 LAP	1:36.121	4	41.457	2:27.549P	93	4 LAPS	1:45.522
9	5 LAPS	1:47.700	36	1 LAP	1:39.171	92	7 LAPS	1:42.046	20	41.004	1:33.472	4	45.129	1:39.260
91	2 LAPS	1:39.380	94	2 LAPS	1:42.641	23	3 LAPS	2:51.682P	23	3 LAPS	1:51.419	92	7 LAPS	1:42.709
31	1 LAP	1:36.270	29	1 LAP	1:37.600	57	45.175	1:33.990	6	50.721	1:33.490	6	49.190	1:34.057
93	4 LAPS	1:48.573	6	1:01.684	1:32.464	28	4 LAPS	1:38.668	36	1 LAP	1:38.224	23	3 LAPS	1:41.063
71	1 LAP	1:35.228	39	1 LAP	1:38.453	20	53.624	1:33.171	29	1 LAP	1:37.242	36	1 LAP	1:36.925
92	7 LAPS	8:03.460P	97	7 LAPS	1:38.951	36	1 LAP	1:37.515	39	1 LAP	1:37.118	29	1 LAP	1:37.177
5	1:00.700	1:31.842	25	2 LAPS	2:54.746P	6	1:03.323	1:33.282	94	2 LAPS	1:42.056	31	1 LAP	2:26.861P
38	2 LAPS	1:39.015	10	4 LAPS	1:37.838	29	1 LAP	1:37.457	97	7 LAPS	1:38.929	39	1 LAP	1:36.772
43	1 LAP	1:35.388	32	2 LAPS	1:37.420	94	2 LAPS	1:42.073	33	1:21.052	1:34.335	94	2 LAPS	1:42.390
46	1 LAP	1:34.831	33	1:29.762	1:34.896	39	1 LAP	1:38.663	10	4 LAPS	1:38.505	97	7 LAPS	1:38.655
22	1 LAP	1:36.130				97	7 LAPS	1:38.831	56	1:26.976	1:34.648	33	1:19.934	1:34.470
15	1:19.305	1:33.847				10	4 LAPS	1:38.237	32	2 LAPS	1:39.334	56	1:25.884	1:34.496
2	1:21.595	1:31.518				33	1:32.809	1:34.690	27	2 LAPS	1:36.986	10	4 LAPS	1:37.636
28	4 LAPS	1:42.864				3	1 LAP	3:07.806P	42	1:30.401	1:35.221	42	1:29.577	1:34.764
37	1 LAP	1:36.697				32	2 LAPS	1:39.752	25	2 LAPS	1:38.754	27	2 LAPS	1:38.247
57	1:33.783	1:33.238				27	2 LAPS	1:38.239						
94	2 LAPS	1:41.966				56	1:38.420	1:36.698						
36	1 LAP	1:36.888				25	2 LAPS	1:47.129						
20	1:42.733	1:34.550				42	1:41.272	1:34.960						
29	1 LAP	1:39.331												
39	1 LAP	1:37.978												
23	2 LAPS	1:43.104												
6	1:53.918	1:32.351												
97	7 LAPS	1:38.900												
10	4 LAPS	1:38.613												
32	2 LAPS	1:38.105												
24	3 LAPS	1:44.560												
27	2 LAPS	1:36.086												
33	2:19.564	1:34.128												

Brands Hatch GP  
 Circuit Length = 2.6082 miles.  
 Start: 12:24 End: 14:29

Weather / Track : Overcast / Dry

**Mediagroup VAN DYCK Belcar**  
**RACE CLASSIFICATION - RACE 5 - LAP CHART**  
 (contd.)

Lap 36			Lap 37			Lap 38			Lap 39			Lap 40		
No	Behind	Laptime	No	Behind	Laptime	No	Behind	Laptime	No	Behind	Laptime	No	Behind	Laptime
7		1:28.795	7		1:27.565	7		1:29.925	7		1:28.539	7		1:29.505
32	3 LAPS	1:39.728	56	1 LAP	1:34.639	56	1 LAP	1:34.330	33	1 LAP	1:35.298	23	4 LAPS	1:38.432
25	3 LAPS	1:36.553	42	1 LAP	1:34.972	94	3 LAPS	1:42.159	56	1 LAP	1:34.123	31	2 LAPS	1:34.853
2	1 LAP	1:31.312	10	5 LAPS	1:39.188	97	8 LAPS	1:40.393	2	1 LAP	1:31.567	39	2 LAPS	1:37.978
3	2 LAPS	1:34.954	2	1 LAP	1:32.059	2	1 LAP	1:31.273	5	1 LAP	1:49.749	92	8 LAPS	1:41.356
5	5.046	1:37.561	27	3 LAPS	1:37.572	42	1 LAP	1:34.912	42	1 LAP	1:37.082	33	1 LAP	1:34.998
15	13.180	1:32.989	3	2 LAPS	1:35.709	3	2 LAPS	1:34.213	97	8 LAPS	1:42.752	2	1 LAP	1:30.320
71	1 LAP	1:35.433	25	3 LAPS	1:39.510	10	5 LAPS	1:39.969	94	3 LAPS	1:43.905	56	1 LAP	1:34.712
96	2 LAPS	1:38.936	32	3 LAPS	1:40.854	27	3 LAPS	1:38.564	3	2 LAPS	1:32.843	93	6 LAPS	3:36.447P
30	9 LAPS	1:39.124	15	17.096	1:31.481	25	3 LAPS	1:35.691	15	24.144	1:32.985	5	1 LAP	1:34.582
46	1 LAP	1:35.310	71	1 LAP	1:37.546	22	2 LAPS	1:50.888	25	3 LAPS	1:36.115	42	1 LAP	1:34.442
43	1 LAP	1:36.275	46	1 LAP	1:35.670	15	19.698	1:32.527	27	3 LAPS	1:38.222	3	2 LAPS	1:32.942
91	2 LAPS	1:39.007	96	2 LAPS	1:39.339	32	3 LAPS	1:38.876	30	10 LAPS	2:57.620P	15	27.003	1:32.364
57	30.776	1:32.812	43	1 LAP	1:36.089	71	1 LAP	1:35.177	22	2 LAPS	1:39.101	97	8 LAPS	1:39.634
24	4 LAPS	1:43.789	30	9 LAPS	1:39.163	46	1 LAP	1:35.009	32	3 LAPS	1:40.484	25	3 LAPS	1:35.650
37	1 LAP	1:36.543	57	37.128	1:33.917	43	1 LAP	1:35.470	71	1 LAP	1:36.283	94	3 LAPS	1:41.683
4	42.200	1:29.586	91	2 LAPS	1:39.057	96	2 LAPS	1:40.680	46	1 LAP	1:34.761	27	3 LAPS	1:37.297
20	43.149	1:35.454	4	43.528	1:28.893	57	40.283	1:33.080	43	1 LAP	1:35.776	22	2 LAPS	1:37.938
38	2 LAPS	1:40.641	37	1 LAP	1:36.454	4	42.519	1:28.916	4	43.469	1:29.489	71	1 LAP	1:35.684
9	5 LAPS	1:44.628	24	4 LAPS	1:44.304	91	2 LAPS	1:38.569	57	45.789	1:34.045	4	43.309	1:29.345
28	4 LAPS	1:37.849	20	48.709	1:33.125	20	53.463	1:34.679	96	2 LAPS	1:40.169	32	3 LAPS	1:39.692
6	50.568	1:33.893	28	4 LAPS	1:38.783	37	1 LAP	1:38.545	6	1 LAP	2:56.607P	46	1 LAP	1:36.792
93	4 LAPS	1:44.773	6	57.201	1:34.198	28	4 LAPS	1:37.598	91	2 LAPS	1:38.723	30	10 LAPS	1:48.205
92	7 LAPS	1:42.373	38	2 LAPS	1:41.001	38	2 LAPS	1:39.808	20	58.919	1:33.995	57	49.377	1:33.093
21	12 LAPS	1:51.921	9	5 LAPS	1:43.574	9	5 LAPS	1:43.194	24	5 LAPS	3:14.199P	43	1 LAP	1:36.551
36	1 LAP	1:37.078	21	12 LAPS	1:37.184	21	12 LAPS	1:35.561	37	1 LAP	1:36.696	96	2 LAPS	1:38.726
23	3 LAPS	1:38.918	36	1 LAP	1:37.395	36	1 LAP	1:37.184	28	4 LAPS	1:36.683	20	1:03.314	1:33.900
29	1 LAP	1:37.273	92	7 LAPS	1:43.356	29	1 LAP	1:38.261	38	2 LAPS	1:39.105	91	2 LAPS	1:38.267
39	1 LAP	1:36.604	29	1 LAP	1:37.949	23	3 LAPS	1:38.044	21	12 LAPS	1:36.252	37	1 LAP	1:36.619
31	1 LAP	1:45.768	93	4 LAPS	1:45.542	39	1 LAP	1:39.054	36	1 LAP	1:39.637	6	1 LAP	1:50.593
94	2 LAPS	1:41.976	23	3 LAPS	1:39.764	92	7 LAPS	1:42.829	9	5 LAPS	1:43.455	28	4 LAPS	1:37.767
33	1:21.423	1:34.004	39	1 LAP	1:35.777	31	1 LAP	1:35.587	29	1 LAP	1:37.668	38	2 LAPS	1:40.055
97	7 LAPS	1:39.089	31	1 LAP	1:35.800							21	12 LAPS	1:37.558
22	1 LAP	2:32.937P	5	1:25.079	2:47.598P									
			33	1:27.964	1:34.106									

**Mediagroup VAN DYCK Belcar**  
**RACE CLASSIFICATION - RACE 5 - LAP CHART**  
 (contd.)

Lap 41			Lap 42			Lap 43			Lap 44			Lap 45		
No	Behind	Laptime	No	Behind	Laptime	No	Behind	Laptime	No	Behind	Laptime	No	Behind	Laptime
7		1:31.103	7		1:31.316	7		1:29.448	7		1:29.512	7		1:30.647
24	6 LAPS	1:57.172	21	13 LAPS	1:38.494	91	4 LAPS	3:34.621P	21	13 LAPS	1:35.465	6	2 LAPS	1:35.668
36	2 LAPS	1:38.314	38	3 LAPS	1:41.607	29	3 LAPS	3:03.749P	2	1 LAP	1:31.915	93	7 LAPS	1:44.954
31	2 LAPS	1:37.633	36	2 LAPS	1:37.359	21	13 LAPS	1:37.496	91	4 LAPS	1:47.614	96	3 LAPS	1:39.627
29	2 LAPS	1:40.344	31	2 LAPS	1:35.332	2	1 LAP	1:34.709	38	4 LAPS	3:20.811P	2	1 LAP	1:30.637
39	2 LAPS	1:37.512	2	1 LAP	1:34.254	36	2 LAPS	1:40.587	31	2 LAPS	1:35.667	21	13 LAPS	1:34.158
23	4 LAPS	1:40.187	39	2 LAPS	1:38.783	31	2 LAPS	1:40.560	29	3 LAPS	1:50.907	31	2 LAPS	1:33.989
2	1 LAP	1:31.796	24	6 LAPS	1:48.549	39	2 LAPS	1:38.128	39	2 LAPS	1:37.745	91	4 LAPS	1:38.559
9	6 LAPS	1:44.911	23	4 LAPS	1:39.097	23	4 LAPS	1:38.534	23	4 LAPS	1:38.730	29	3 LAPS	1:36.524
33	1 LAP	1:35.535	56	2 LAPS	3:07.363P	5	1 LAP	1:37.477	15	39.421	1:32.131	4	42.560	1:30.756
92	8 LAPS	1:41.706	33	1 LAP	1:36.633	15	36.802	1:36.604	3	2 LAPS	1:33.396	15	44.158	1:35.384
5	1 LAP	1:34.322	9	6 LAPS	1:43.170	24	6 LAPS	1:48.376	4	42.451	1:30.924	3	2 LAPS	1:34.560
3	2 LAPS	1:33.317	5	1 LAP	1:35.249	3	2 LAPS	1:37.396	5	1 LAP	1:36.558	23	4 LAPS	1:39.920
15	27.794	1:31.894	92	8 LAPS	1:42.005	33	1 LAP	1:46.594	33	1 LAP	1:37.075	5	1 LAP	1:34.860
42	1 LAP	1:36.319	3	2 LAPS	1:34.365	42	1 LAP	1:36.920	42	1 LAP	1:36.300	33	1 LAP	1:34.277
10	7 LAPS	4:45.144P	15	29.646	1:33.168	9	6 LAPS	1:44.507	57	1 LAP	1:36.176	42	1 LAP	1:34.261
25	3 LAPS	1:35.886	57	1 LAP	2:44.389P	4	41.039	1:29.560	92	8 LAPS	1:41.295	57	1 LAP	1:33.981
97	8 LAPS	1:39.537	42	1 LAP	1:34.742	92	8 LAPS	1:43.603	24	6 LAPS	1:47.891	25	3 LAPS	1:38.764
4	41.834	1:29.628	32	4 LAPS	2:52.662P	56	2 LAPS	1:52.955	56	2 LAPS	1:40.988	92	8 LAPS	1:41.475
27	3 LAPS	1:38.643	37	2 LAPS	2:29.147P	57	1 LAP	1:45.097	25	3 LAPS	1:36.785	56	2 LAPS	1:41.180
94	3 LAPS	1:43.419	4	40.927	1:30.409	25	3 LAPS	1:36.647	9	6 LAPS	1:53.267	24	6 LAPS	1:47.905
22	2 LAPS	1:38.734	25	3 LAPS	1:36.685	97	8 LAPS	1:41.012	97	8 LAPS	1:38.360	38	4 LAPS	2:14.909
93	6 LAPS	1:58.746	97	8 LAPS	1:39.740	27	3 LAPS	1:38.677	27	3 LAPS	1:37.800	9	6 LAPS	1:41.755
71	1 LAP	1:37.750	27	3 LAPS	1:38.116	32	4 LAPS	1:53.784	46	1 LAP	1:37.069	46	1 LAP	1:35.809
46	1 LAP	1:35.625	22	2 LAPS	1:40.263	37	2 LAPS	1:52.189	32	4 LAPS	1:41.341	27	3 LAPS	1:38.667
43	1 LAP	1:37.070	71	1 LAP	1:37.238	71	1 LAP	1:35.567	71	1 LAP	1:39.853	43	2 LAPS	3:09.720P
30	10 LAPS	1:39.602	46	1 LAP	1:37.622	46	1 LAP	1:36.019	22	2 LAPS	1:39.943	97	8 LAPS	1:40.150
20	1:06.240	1:34.029	10	7 LAPS	1:56.493	22	2 LAPS	1:37.942	37	2 LAPS	1:43.374	22	2 LAPS	1:38.251
96	2 LAPS	1:39.674	94	3 LAPS	1:44.616	10	7 LAPS	1:39.437	10	7 LAPS	1:37.795	32	4 LAPS	1:42.860
6	1 LAP	1:34.733	43	1 LAP	1:36.517	43	1 LAP	1:36.551	30	10 LAPS	1:37.040	10	7 LAPS	1:40.109
			30	10 LAPS	1:36.551	30	10 LAPS	1:37.830	36	2 LAPS	2:30.296P	30	10 LAPS	1:38.699
			93	6 LAPS	1:47.532	94	3 LAPS	1:43.086	94	3 LAPS	1:42.047	37	2 LAPS	1:42.561
			20	1:14.384	1:39.460	93	6 LAPS	1:46.410	20	1 LAP	3:12.632P			
			96	2 LAPS	1:39.753	6	1 LAP	1:33.378						
			6	1 LAP	1:33.716	96	2 LAPS	1:39.430						

**Mediagroup VAN DYCK Belcar**  
**RACE CLASSIFICATION - RACE 5 - LAP CHART**  
 (contd.)

Lap 46			Lap 47			Lap 48			Lap 49			Lap 50		
No	Behind	Laptime	No	Behind	Laptime	No	Behind	Laptime	No	Behind	Laptime	No	Behind	Laptime
7		1:29.904	7		1:32.851	7		1:32.297	7		1:29.575	7		1:29.205
6	2 LAPS	1:32.883	30	11 LAPS	1:39.886	97	9 LAPS	1:39.484	71	3 LAPS	1:41.877	56	3 LAPS	1:38.735
94	4 LAPS	1:41.479	32	5 LAPS	1:43.048	22	3 LAPS	1:37.223	46	2 LAPS	1:38.161	57	2 LAPS	1:34.096
39	3 LAPS	2:40.750P	10	8 LAPS	1:42.248	27	4 LAPS	1:41.272	92	9 LAPS	1:42.821	6	2 LAPS	1:32.769
20	2 LAPS	1:46.565	6	2 LAPS	1:33.073	6	2 LAPS	1:34.657	57	2 LAPS	1:54.581	71	3 LAPS	1:41.858
36	3 LAPS	1:53.936	37	3 LAPS	1:44.926	30	11 LAPS	1:38.684	6	2 LAPS	1:32.243	22	3 LAPS	1:37.810
96	3 LAPS	1:40.218	38	5 LAPS	1:59.496	9	7 LAPS	1:45.417	22	3 LAPS	1:38.915	97	9 LAPS	1:39.384
93	7 LAPS	1:46.334	43	3 LAPS	1:56.124	32	5 LAPS	1:40.801	97	9 LAPS	1:40.588	92	9 LAPS	1:42.674
2	1 LAP	1:30.767	94	4 LAPS	1:41.680	10	8 LAPS	1:40.051	96	4 LAPS	2:51.151P	30	11 LAPS	1:36.574
21	13 LAPS	1:35.224	20	2 LAPS	1:34.135	24	7 LAPS	1:48.036	30	11 LAPS	1:36.516	20	2 LAPS	1:33.132
31	2 LAPS	1:34.199	2	1 LAP	1:33.084	33	2 LAPS	2:28.279P	32	5 LAPS	1:41.229	2	1 LAP	1:32.099
4	41.921	1:29.265	36	3 LAPS	1:41.216	37	3 LAPS	1:42.043	20	2 LAPS	1:35.629	10	8 LAPS	1:38.861
91	4 LAPS	1:37.444	96	3 LAPS	1:41.251	20	2 LAPS	1:34.939	9	7 LAPS	1:43.743	32	5 LAPS	1:43.823
29	3 LAPS	1:37.661	21	13 LAPS	1:36.509	43	3 LAPS	1:42.944	10	8 LAPS	1:41.898	4	39.347	1:31.761
15	46.800	1:32.546	39	3 LAPS	1:55.520	2	1 LAP	1:31.383	2	1 LAP	1:32.450	33	2 LAPS	1:38.023
3	2 LAPS	1:33.193	4	38.296	1:29.226	94	4 LAPS	1:41.911	24	7 LAPS	1:46.430	37	3 LAPS	1:44.189
33	1 LAP	1:34.049	93	7 LAPS	1:47.609	38	5 LAPS	1:52.137	37	3 LAPS	1:41.492	96	4 LAPS	1:59.594
42	1 LAP	1:35.624	31	2 LAPS	1:34.115	36	3 LAPS	1:39.485	33	2 LAPS	1:44.541	24	7 LAPS	1:46.548
5	1 LAP	1:38.957	15	46.344	1:32.395	21	13 LAPS	1:34.613	94	4 LAPS	1:42.163	21	13 LAPS	1:35.369
23	4 LAPS	1:41.664	91	4 LAPS	1:37.797	4	35.600	1:29.601	43	3 LAPS	1:44.720	94	4 LAPS	1:41.505
57	1 LAP	1:32.608	3	2 LAPS	1:33.811	31	2 LAPS	1:34.431	4	36.791	1:30.766	43	3 LAPS	1:42.760
71	2 LAPS	2:51.383P	29	3 LAPS	1:39.077	15	47.659	1:33.612	21	13 LAPS	1:36.216	31	2 LAPS	1:33.839
25	3 LAPS	1:36.353	42	1 LAP	1:34.540	39	3 LAPS	1:45.119	36	3 LAPS	1:41.774	15	55.679	1:34.298
56	2 LAPS	1:38.970	5	1 LAP	1:35.400	3	2 LAPS	1:33.404	31	2 LAPS	1:34.918	36	3 LAPS	1:41.495
92	8 LAPS	1:42.471	23	4 LAPS	1:40.358	91	4 LAPS	1:37.679	15	50.586	1:32.502	3	2 LAPS	1:33.177
46	1 LAP	1:37.195	57	1 LAP	1:48.992P	93	7 LAPS	1:46.607	38	5 LAPS	1:51.573	42	1 LAP	1:34.331
27	3 LAPS	1:39.665	25	3 LAPS	1:36.391	42	1 LAP	1:34.244	3	2 LAPS	1:34.019	91	4 LAPS	1:38.810
97	8 LAPS	1:39.280	56	2 LAPS	1:39.261	29	3 LAPS	1:38.350	91	4 LAPS	1:38.676	46	2 LAPS	2:35.796P
22	2 LAPS	1:37.935	71	2 LAPS	1:56.467	5	1 LAP	1:34.020	42	1 LAP	1:33.915	38	5 LAPS	1:49.807
24	6 LAPS	1:46.984	92	8 LAPS	1:42.218	23	4 LAPS	1:39.109	39	3 LAPS	1:43.676	5	1 LAP	1:37.865
9	6 LAPS	1:45.483	46	1 LAP	1:40.425	25	3 LAPS	1:37.490	5	1 LAP	1:35.648	29	3 LAPS	1:38.887
						56	2 LAPS	1:37.920	29	3 LAPS	1:37.933	27	5 LAPS	4:15.741P
									93	7 LAPS	1:46.603	39	3 LAPS	1:43.914
									23	4 LAPS	1:39.336	93	7 LAPS	1:45.889
									25	3 LAPS	1:36.775			

**Mediagroup VAN DYCK Belcar**  
**RACE CLASSIFICATION - RACE 5 - LAP CHART**  
 (contd.)

Lap 51			Lap 52			Lap 53			Lap 54			Lap 55		
No	Behind	Laptime	No	Behind	Laptime	No	Behind	Laptime	No	Behind	Laptime	No	Behind	Laptime
7		1:30.102	7		1:31.118	7		1:30.842	7		1:33.031	7		1:28.230
23	5 LAPS	1:40.160	39	4 LAPS	1:43.745	36	4 LAPS	1:54.169	43	4 LAPS	1:44.243	5	2 LAPS	1:35.469
25	4 LAPS	1:36.443	38	6 LAPS	1:51.803	29	4 LAPS	1:38.375	5	2 LAPS	1:37.210	43	4 LAPS	1:42.348
6	2 LAPS	1:31.897	46	3 LAPS	1:52.075	39	4 LAPS	1:41.197	24	8 LAPS	1:46.560	91	5 LAPS	1:39.189
57	2 LAPS	1:32.625	27	6 LAPS	1:49.713	46	3 LAPS	1:39.330	91	5 LAPS	1:40.047	29	4 LAPS	1:37.626
56	3 LAPS	1:41.143	25	4 LAPS	1:36.818	27	6 LAPS	1:37.319	9	9 LAPS	1:47.808	24	8 LAPS	1:46.953
22	3 LAPS	1:37.350	93	8 LAPS	1:45.703	25	4 LAPS	1:38.021	29	4 LAPS	1:38.047	36	4 LAPS	1:40.078
71	3 LAPS	1:39.846	23	5 LAPS	1:39.385	6	2 LAPS	1:33.453	36	4 LAPS	1:41.903	6	2 LAPS	1:32.125
30	11 LAPS	1:36.387	6	2 LAPS	1:31.203	57	2 LAPS	1:33.106	96	5 LAPS	1:50.610	9	9 LAPS	1:45.870
20	2 LAPS	1:32.664	57	2 LAPS	1:32.068	23	5 LAPS	1:40.117	46	3 LAPS	1:38.469	57	2 LAPS	1:34.296
97	9 LAPS	1:39.275	56	3 LAPS	1:38.553	93	8 LAPS	1:45.969	6	2 LAPS	1:32.807	27	6 LAPS	1:39.579
2	1 LAP	1:31.925	2	1 LAP	1:32.202	2	1 LAP	1:30.845	27	6 LAPS	1:38.414	46	3 LAPS	1:40.701
92	9 LAPS	1:42.359	22	3 LAPS	1:37.366	56	3 LAPS	1:39.906	57	2 LAPS	1:34.231	25	4 LAPS	1:37.569
4	38.295	1:29.050	20	2 LAPS	1:34.350	20	2 LAPS	1:33.191	39	4 LAPS	1:44.565	2	1 LAP	1:33.284
10	8 LAPS	1:37.073	30	11 LAPS	1:38.244	4	36.855	1:29.696	25	4 LAPS	1:38.435	4	37.050	1:30.328
33	2 LAPS	1:35.241	4	38.001	1:30.824	22	3 LAPS	1:37.971	23	5 LAPS	1:38.349	23	5 LAPS	1:39.860
9	8 LAPS	3:23.199P	71	3 LAPS	1:41.716	38	6 LAPS	2:09.932P	2	1 LAP	1:30.092	39	4 LAPS	1:44.497
32	5 LAPS	1:41.796	97	9 LAPS	1:40.655	30	11 LAPS	1:37.051	4	34.952	1:31.128	96	5 LAPS	1:51.786
21	13 LAPS	1:34.879	92	9 LAPS	1:40.733	71	3 LAPS	1:40.510	20	2 LAPS	1:33.680	20	2 LAPS	1:32.606
37	3 LAPS	1:41.022	10	8 LAPS	1:36.715	97	9 LAPS	1:40.087	93	8 LAPS	1:46.523	56	3 LAPS	1:39.298
31	2 LAPS	1:38.490	33	2 LAPS	1:33.992	33	2 LAPS	1:34.153	56	3 LAPS	1:40.450	22	3 LAPS	1:37.928
15	1:01.311	1:35.734	21	13 LAPS	1:35.030	10	8 LAPS	1:38.469	22	3 LAPS	1:37.755	30	11 LAPS	1:37.070
94	4 LAPS	1:43.308	32	5 LAPS	1:41.005	92	9 LAPS	1:42.897	30	11 LAPS	1:35.706	33	2 LAPS	1:34.198
24	7 LAPS	1:47.608	31	2 LAPS	1:34.079	42	3 LAPS	4:23.162P	15	1 LAP	2:46.906P	93	8 LAPS	1:48.081
3	2 LAPS	1:35.786	15	1:04.331	1:34.138	21	13 LAPS	1:34.125	33	2 LAPS	1:35.092	71	3 LAPS	1:39.163
43	3 LAPS	1:46.977	37	3 LAPS	1:40.329	31	2 LAPS	1:34.613	71	3 LAPS	1:40.426	21	13 LAPS	1:35.376
36	3 LAPS	1:40.841	3	2 LAPS	1:34.806	3	2 LAPS	1:32.980	97	9 LAPS	1:40.719	97	9 LAPS	1:40.126
96	4 LAPS	1:52.544	94	4 LAPS	1:42.634	32	5 LAPS	1:41.039	94	5 LAPS	2:50.252P	10	8 LAPS	1:39.663
91	4 LAPS	1:38.779	24	7 LAPS	1:45.963	37	3 LAPS	1:40.454	10	8 LAPS	1:36.954	15	1 LAP	1:54.354
5	1 LAP	1:37.213	43	3 LAPS	1:44.326				21	13 LAPS	1:34.239	31	2 LAPS	1:35.407
29	3 LAPS	1:38.184	9	8 LAPS	2:03.872				92	9 LAPS	1:41.056	3	2 LAPS	1:32.901
			91	4 LAPS	1:39.495				31	2 LAPS	1:33.817	92	9 LAPS	1:40.829
			5	1 LAP	1:36.455				3	2 LAPS	1:32.723			
			96	4 LAPS	1:51.583				42	3 LAPS	1:51.523			
									32	5 LAPS	1:42.021			
									37	3 LAPS	1:41.997			
									38	6 LAPS	2:18.262			

**Mediagroup VAN DYCK Belcar**  
**RACE CLASSIFICATION - RACE 5 - LAP CHART**  
 (contd.)

Lap 56			Lap 57			Lap 58			Lap 59			Lap 60		
No	Behind	Laptime	No	Behind	Laptime	No	Behind	Laptime	No	Behind	Laptime	No	Behind	Laptime
7		1:29.488	7		1:28.476	7		1:29.719	7		1:30.814	7		1:29.291
42	4 LAPS	1:40.003	10	9 LAPS	1:49.514	71	4 LAPS	1:41.973	21	14 LAPS	1:36.105	3	3 LAPS	1:33.341
32	6 LAPS	1:40.288	42	4 LAPS	1:37.868	93	9 LAPS	1:46.480	15	2 LAPS	1:39.110	31	3 LAPS	1:34.699
94	6 LAPS	2:00.048	32	6 LAPS	1:39.190	15	2 LAPS	1:39.174	96	6 LAPS	1:51.343	22	4 LAPS	1:40.237
37	4 LAPS	1:41.983	94	6 LAPS	1:45.580	10	9 LAPS	1:38.860	71	4 LAPS	1:42.324	21	14 LAPS	1:34.650
38	7 LAPS	1:45.526	37	4 LAPS	1:41.196	92	10 LAPS	1:43.219	10	9 LAPS	1:38.489	56	4 LAPS	1:41.223
5	2 LAPS	1:36.939	5	2 LAPS	1:38.666	42	4 LAPS	1:37.314	93	9 LAPS	1:47.416	15	2 LAPS	1:36.569
29	4 LAPS	1:38.048	6	2 LAPS	1:32.575	32	6 LAPS	1:39.343	42	4 LAPS	1:36.802	10	9 LAPS	1:38.389
6	2 LAPS	1:32.333	29	4 LAPS	1:38.949	6	2 LAPS	1:32.723	92	10 LAPS	1:42.271	71	4 LAPS	1:43.527
43	4 LAPS	1:41.488	38	7 LAPS	1:49.237	37	4 LAPS	1:41.380	32	6 LAPS	1:39.519	42	4 LAPS	1:37.465
91	5 LAPS	1:41.159	91	5 LAPS	1:39.760	5	2 LAPS	1:36.141	6	2 LAPS	1:31.481	96	6 LAPS	1:49.837
57	2 LAPS	1:32.903	2	1 LAP	1:31.737	94	6 LAPS	1:45.055	5	2 LAPS	1:35.532	6	2 LAPS	1:31.692
36	4 LAPS	1:40.694	4	40.786	1:31.535	29	4 LAPS	1:37.677	37	4 LAPS	1:40.902	93	9 LAPS	1:46.164
24	8 LAPS	1:45.496	43	4 LAPS	1:43.278	4	43.392	1:32.325	4	42.781	1:30.203	92	10 LAPS	1:41.507
2	1 LAP	1:32.511	36	4 LAPS	1:40.536	2	1 LAP	1:33.065	2	1 LAP	1:31.334	32	6 LAPS	1:39.386
27	6 LAPS	1:36.763	27	6 LAPS	1:37.010	91	5 LAPS	1:41.100	94	6 LAPS	1:44.747	4	43.324	1:29.834
4	37.727	1:30.165	46	3 LAPS	1:39.983	27	6 LAPS	1:38.644	29	4 LAPS	1:37.849	5	2 LAPS	1:34.962
9	9 LAPS	1:44.897	20	2 LAPS	1:34.643	43	4 LAPS	1:43.270	57	4 LAPS	4:54.883P	2	1 LAP	1:29.764
46	3 LAPS	1:38.156	25	4 LAPS	1:39.430	36	4 LAPS	1:41.472	91	5 LAPS	1:39.595	37	4 LAPS	1:41.377
25	4 LAPS	1:37.859	24	8 LAPS	1:47.638	20	2 LAPS	1:35.563	20	2 LAPS	1:34.263	29	4 LAPS	1:36.911
20	2 LAPS	1:33.373	23	5 LAPS	1:38.553	38	7 LAPS	1:51.521	27	6 LAPS	1:36.709	94	6 LAPS	1:43.372
23	5 LAPS	1:38.351	9	9 LAPS	1:47.026	46	3 LAPS	1:37.916	46	3 LAPS	1:38.613	20	2 LAPS	1:33.164
39	4 LAPS	1:41.641	39	4 LAPS	1:42.244	25	4 LAPS	1:37.291	43	4 LAPS	1:42.393	57	4 LAPS	1:40.229
96	5 LAPS	1:50.122	33	2 LAPS	1:37.896	23	5 LAPS	1:39.314	25	4 LAPS	1:38.447	91	5 LAPS	1:39.486
56	3 LAPS	1:38.421	30	11 LAPS	1:38.497	24	8 LAPS	1:45.734	36	4 LAPS	1:42.975	27	6 LAPS	1:37.384
22	3 LAPS	1:37.727	22	3 LAPS	1:43.207	9	9 LAPS	1:45.188	23	5 LAPS	1:38.141	46	3 LAPS	1:36.954
30	11 LAPS	1:37.301	56	3 LAPS	1:45.183	33	2 LAPS	1:33.844	38	7 LAPS	1:47.230	25	4 LAPS	1:36.918
33	2 LAPS	1:33.314	96	5 LAPS	1:50.724	39	4 LAPS	1:42.227	33	2 LAPS	1:34.489	36	4 LAPS	1:41.241
21	13 LAPS	1:34.694	3	2 LAPS	1:34.970	30	11 LAPS	1:37.330	30	11 LAPS	1:37.012	43	4 LAPS	1:43.843
93	8 LAPS	1:44.923	31	2 LAPS	1:36.519	22	3 LAPS	1:39.193	9	9 LAPS	1:45.189	23	5 LAPS	1:37.922
31	2 LAPS	1:33.857	21	13 LAPS	1:43.669	3	2 LAPS	1:32.962	39	4 LAPS	1:41.234	33	2 LAPS	1:32.677
3	2 LAPS	1:33.041				56	3 LAPS	1:40.208	24	8 LAPS	1:46.791			
71	3 LAPS	1:41.494				31	2 LAPS	1:33.535						
15	1 LAP	1:39.323												
92	9 LAPS	1:41.242												

Weather / Track : Overcast / Dry

Brands Hatch GP  
 Circuit Length = 2.6082 miles.  
 Start: 12:24 End: 14:29

**Mediagroup VAN DYCK Belcar**  
**RACE CLASSIFICATION - RACE 5 - LAP CHART**

(contd.)

Lap 61			Lap 62			Lap 63			Lap 64			Lap 65		
No	Behind	Laptime	No	Behind	Laptime	No	Behind	Laptime	No	Behind	Laptime	No	Behind	Laptime
7		1:31.311	7		1:30.901	7		1:30.927	7		1:33.258	7		1:31.161
38	8 LAPS	1:46.425	43	5 LAPS	1:43.625	23	6 LAPS	1:40.588	46	4 LAPS	1:38.595	93	10 LAPS	1:44.384
3	3 LAPS	1:33.818	3	3 LAPS	1:32.658	3	3 LAPS	1:33.900	91	6 LAPS	1:41.647	33	3 LAPS	1:34.457
30	12 LAPS	1:38.765	31	3 LAPS	1:34.621	36	5 LAPS	1:41.433	3	3 LAPS	1:32.898	25	5 LAPS	1:38.920
31	3 LAPS	1:33.245	30	12 LAPS	1:37.218	94	7 LAPS	1:48.436	31	3 LAPS	1:33.015	46	4 LAPS	1:39.884
39	5 LAPS	1:43.219	38	8 LAPS	1:46.276	31	3 LAPS	1:33.260	23	6 LAPS	1:39.684	3	3 LAPS	1:33.827
9	10 LAPS	1:45.532	21	14 LAPS	1:36.396	43	5 LAPS	1:44.645	36	5 LAPS	1:39.994	31	3 LAPS	1:34.138
21	14 LAPS	1:35.712	39	5 LAPS	1:41.645	30	12 LAPS	1:36.605	30	12 LAPS	1:36.985	91	6 LAPS	1:42.076
24	9 LAPS	1:46.738	22	4 LAPS	1:39.665	21	14 LAPS	1:34.028	94	7 LAPS	1:44.882	96	7 LAPS	1:49.649
22	4 LAPS	1:38.499	9	10 LAPS	1:45.211	38	8 LAPS	1:44.257	21	14 LAPS	1:35.455	23	6 LAPS	1:38.543
56	4 LAPS	1:39.751	56	4 LAPS	1:40.205	22	4 LAPS	1:39.253	43	5 LAPS	1:43.763	30	12 LAPS	1:36.367
15	2 LAPS	1:37.126	24	9 LAPS	1:47.027	39	5 LAPS	1:41.613	22	4 LAPS	1:38.271	36	5 LAPS	1:40.650
10	9 LAPS	1:36.969	15	2 LAPS	1:36.740	15	2 LAPS	1:37.306	6	2 LAPS	1:31.792	21	14 LAPS	1:34.267
6	2 LAPS	1:33.362	6	2 LAPS	1:31.158	56	4 LAPS	1:40.848	4	39.459	1:30.711	94	7 LAPS	1:45.400
42	4 LAPS	1:38.609	10	9 LAPS	1:37.562	9	10 LAPS	1:44.615	39	5 LAPS	1:41.215	43	5 LAPS	1:43.024
71	4 LAPS	1:41.977	4	42.651	1:30.961	6	2 LAPS	1:33.358	15	2 LAPS	1:37.276	6	2 LAPS	1:31.795
4	42.591	1:30.578	2	1 LAP	1:30.142	4	42.006	1:30.282	2	1 LAP	1:31.373	4	39.002	1:30.704
2	1 LAP	1:31.249	42	4 LAPS	1:37.189	2	1 LAP	1:31.000	38	8 LAPS	1:49.015	2	1 LAP	1:31.016
92	10 LAPS	1:41.898	71	4 LAPS	1:41.150	24	9 LAPS	1:45.814	56	4 LAPS	1:41.622	22	4 LAPS	1:39.180
5	2 LAPS	1:37.980	5	2 LAPS	1:35.195	10	9 LAPS	1:37.610	10	9 LAPS	1:36.757	15	2 LAPS	1:38.576
32	6 LAPS	1:41.462	92	10 LAPS	1:41.554	42	4 LAPS	1:36.710	9	10 LAPS	1:43.981	39	5 LAPS	1:41.714
93	9 LAPS	1:47.784	32	6 LAPS	1:39.751	5	2 LAPS	1:35.846	42	4 LAPS	1:36.510	56	4 LAPS	1:39.503
96	6 LAPS	1:51.379	93	9 LAPS	1:44.985	71	4 LAPS	1:42.643	24	9 LAPS	1:47.131	10	9 LAPS	1:36.792
29	4 LAPS	1:36.935	20	2 LAPS	1:34.499	92	10 LAPS	1:41.055	5	2 LAPS	1:34.679	42	4 LAPS	1:36.389
37	4 LAPS	1:40.958	29	4 LAPS	1:38.341	32	6 LAPS	1:39.439	71	4 LAPS	1:41.068	38	8 LAPS	1:46.120
20	2 LAPS	1:33.115	57	4 LAPS	1:34.149	20	2 LAPS	1:32.486	20	2 LAPS	1:32.154	9	10 LAPS	1:43.094
57	4 LAPS	1:32.054	37	4 LAPS	1:39.766	57	4 LAPS	1:32.327	57	4 LAPS	1:32.943	5	2 LAPS	1:35.781
27	6 LAPS	1:36.339	96	6 LAPS	1:51.676	29	4 LAPS	1:38.301	32	6 LAPS	1:40.554	20	2 LAPS	1:31.906
91	5 LAPS	1:39.850	27	6 LAPS	1:36.678	37	4 LAPS	1:38.893	92	10 LAPS	1:41.086	57	4 LAPS	1:31.983
46	3 LAPS	1:37.873	25	4 LAPS	1:36.023	93	9 LAPS	1:45.049	29	4 LAPS	1:37.846	24	9 LAPS	1:45.558
25	4 LAPS	1:37.698	91	5 LAPS	1:40.675	27	6 LAPS	1:36.658	37	4 LAPS	1:39.437	71	4 LAPS	1:41.496
94	6 LAPS	1:52.785	46	3 LAPS	1:37.318	25	4 LAPS	1:36.506	27	6 LAPS	1:36.138	32	6 LAPS	1:38.041
33	2 LAPS	1:34.156	33	2 LAPS	1:33.466	96	6 LAPS	1:48.487				92	10 LAPS	1:40.954
23	5 LAPS	1:38.847				33	2 LAPS	1:34.956				29	4 LAPS	1:37.116
36	4 LAPS	1:41.320												

Weather / Track : Overcast / Dry

Brands Hatch GP  
 Circuit Length = 2.6082 miles.  
 Start: 12:24 End: 14:29

**Mediagroup VAN DYCK Belcar**  
**RACE CLASSIFICATION - RACE 5 - LAP CHART**

(contd.)

Lap 66			Lap 67			Lap 68			Lap 69			Lap 70		
No	Behind	Laptime	No	Behind	Laptime	No	Behind	Laptime	No	Behind	Laptime	No	Behind	Laptime
7		1:28.808	7		1:31.688	4		1:34.596	4		1:37.221	4		1:37.497
33	3 LAPS	1:33.687	71	5 LAPS	1:42.153	21	14 LAPS	1:39.822	37	5 LAPS	1:47.915	71	5 LAPS	1:46.956
37	5 LAPS	1:41.836	32	7 LAPS	1:41.072	2	1 LAP	1:38.266	25	5 LAPS	1:47.028	92	11 LAPS	1:47.635
25	5 LAPS	1:39.671	29	5 LAPS	1:37.112	93	10 LAPS	1:49.923	46	4 LAPS	1:42.653	37	5 LAPS	1:44.608
3	3 LAPS	1:35.240	92	11 LAPS	1:41.369	91	6 LAPS	1:47.024	21	14 LAPS	1:36.627	25	5 LAPS	1:44.696
93	10 LAPS	1:47.132	33	3 LAPS	1:33.445	30	12 LAPS	1:44.069	15	3 LAPS	1:52.806	21	14 LAPS	1:43.355
31	3 LAPS	1:33.257	37	5 LAPS	1:40.407	6	2 LAPS	1:39.111	2	1 LAP	1:37.522	46	4 LAPS	1:45.451
46	4 LAPS	1:39.729	3	3 LAPS	1:34.427	23	6 LAPS	1:44.740	6	2 LAPS	1:37.179	5	3 LAPS	2:39.126P
91	6 LAPS	1:41.111	31	3 LAPS	1:32.634	36	5 LAPS	1:46.035	30	12 LAPS	1:43.096	15	3 LAPS	1:44.667
23	6 LAPS	1:40.401	25	5 LAPS	1:38.420	47	51 LAPS	62:28.912P	23	6 LAPS	1:43.798	32	7 LAPS	1:48.108
30	12 LAPS	1:38.004	46	4 LAPS	1:36.968	96	7 LAPS	1:52.210	91	6 LAPS	1:46.690	2	1 LAP	1:41.918
21	14 LAPS	1:36.312	93	10 LAPS	1:44.599	22	4 LAPS	1:45.817	93	10 LAPS	1:51.741	6	2 LAPS	1:38.806
96	7 LAPS	1:48.733	91	6 LAPS	1:41.107	43	5 LAPS	1:48.363	36	5 LAPS	1:45.257	24	10 LAPS	1:52.922
36	5 LAPS	1:40.998	21	14 LAPS	1:35.444	10	9 LAPS	1:43.927	22	4 LAPS	1:46.128	30	12 LAPS	1:39.898
4	42.667	1:32.473	30	12 LAPS	1:38.098	42	4 LAPS	1:43.385	57	4 LAPS	1:40.593	23	6 LAPS	1:41.681
6	2 LAPS	1:34.059	4	41.275	1:30.296	94	7 LAPS	1:48.147	96	7 LAPS	1:51.518	91	6 LAPS	1:42.584
2	1 LAP	1:30.861	23	6 LAPS	1:39.701	57	4 LAPS	1:37.576	10	9 LAPS	1:42.929	36	5 LAPS	1:43.774
43	5 LAPS	1:43.752	2	1 LAP	1:31.187	20	2 LAPS	1:39.844	42	4 LAPS	1:43.284	93	10 LAPS	1:51.135
22	4 LAPS	1:39.119	6	2 LAPS	1:33.888	5	2 LAPS	1:42.470	20	2 LAPS	1:43.087	57	4 LAPS	1:35.902
94	7 LAPS	1:46.897	36	5 LAPS	1:41.781	56	4 LAPS	1:48.593	43	5 LAPS	1:48.496	22	4 LAPS	1:42.272
15	2 LAPS	1:37.080	96	7 LAPS	1:48.488	39	5 LAPS	1:49.421	94	7 LAPS	1:51.066	10	9 LAPS	1:39.252
39	5 LAPS	1:41.901	22	4 LAPS	1:39.522	38	8 LAPS	1:44.897	56	4 LAPS	1:50.403	42	4 LAPS	1:39.857
10	9 LAPS	1:37.098	43	5 LAPS	1:43.079	9	10 LAPS	1:44.160	39	5 LAPS	1:47.613	20	2 LAPS	1:38.199
56	4 LAPS	1:39.629	94	7 LAPS	1:45.478	29	4 LAPS	1:42.747	38	8 LAPS	1:45.932	96	7 LAPS	1:50.992
42	4 LAPS	1:35.756	10	9 LAPS	1:38.900	33	2 LAPS	1:40.777	9	10 LAPS	1:45.912	43	5 LAPS	1:46.904
5	2 LAPS	1:36.424	42	4 LAPS	1:37.667	31	2 LAPS	1:41.058	33	2 LAPS	1:38.040	56	4 LAPS	1:49.751
20	2 LAPS	1:33.188	56	4 LAPS	1:41.781	3	2 LAPS	1:42.290	29	4 LAPS	1:41.836	39	5 LAPS	1:48.882
57	4 LAPS	1:31.955	20	2 LAPS	1:33.926	71	4 LAPS	1:51.180	31	2 LAPS	1:36.033	38	8 LAPS	1:48.657
38	8 LAPS	1:44.679	39	5 LAPS	1:47.382	92	10 LAPS	1:49.935	3	2 LAPS	1:37.888	9	10 LAPS	1:48.179
9	10 LAPS	1:44.378	57	4 LAPS	1:34.803	24	9 LAPS	1:55.989				33	2 LAPS	1:36.263
24	9 LAPS	1:44.889	5	2 LAPS	1:37.959	32	6 LAPS	1:53.803				31	2 LAPS	1:35.398
			38	8 LAPS	1:42.319							29	4 LAPS	1:39.181
			9	10 LAPS	1:42.277							3	2 LAPS	1:36.747
			29	4 LAPS	1:44.600									
			33	2 LAPS	1:42.714									
			24	9 LAPS	1:55.227									
			71	4 LAPS	1:52.890									
			92	10 LAPS	1:51.620									
			32	6 LAPS	1:55.892									
			31	2 LAPS	1:38.728									
			3	2 LAPS	1:40.482									
			15	2 LAPS	2:37.115P									
			37	4 LAPS	1:47.763									
			25	4 LAPS	1:42.984									
			46	3 LAPS	1:44.456									

**Mediagroup VAN DYCK Belcar**  
**RACE CLASSIFICATION - RACE 5 - LAP CHART**  
 (contd.)

Lap 71			Lap 72			Lap 73			Lap 74			Lap 75		
No	Behind	Laptime	No	Behind	Laptime	No	Behind	Laptime	No	Behind	Laptime	No	Behind	Laptime
4		1:35.149	4		1:34.431	4		1:34.572	4		1:33.909	4		1:32.697
71	5 LAPS	1:44.593	6	2 LAPS	1:34.452	39	6 LAPS	1:45.384	3	3 LAPS	1:37.292	3	3 LAPS	1:35.635
21	14 LAPS	1:39.179	21	14 LAPS	1:37.932	38	9 LAPS	1:45.464	43	6 LAPS	1:45.207	29	5 LAPS	1:38.239
6	2 LAPS	1:37.591	46	4 LAPS	1:37.626	9	11 LAPS	1:45.425	29	5 LAPS	1:40.801	5	3 LAPS	1:31.452
46	4 LAPS	1:41.428	5	3 LAPS	1:35.810	6	2 LAPS	1:33.325	56	5 LAPS	1:44.330	6	2 LAPS	1:34.815
2	1 LAP	1:40.876	2	1 LAP	1:37.970	5	3 LAPS	1:31.850	96	8 LAPS	1:49.430	56	5 LAPS	1:42.565
92	11 LAPS	1:46.992	71	5 LAPS	1:46.077	21	14 LAPS	1:36.370	6	2 LAPS	1:34.691	39	6 LAPS	1:44.902
37	5 LAPS	1:45.430	15	3 LAPS	1:38.816	46	4 LAPS	1:37.494	5	3 LAPS	1:30.793	38	9 LAPS	1:45.564
5	3 LAPS	1:42.665	25	5 LAPS	1:40.068	2	1 LAP	1:36.650	39	6 LAPS	1:46.729	21	14 LAPS	1:40.529
15	3 LAPS	1:43.583	37	5 LAPS	1:42.402	15	3 LAPS	1:37.316	38	9 LAPS	1:45.086	96	8 LAPS	1:49.019
25	5 LAPS	1:46.700	30	12 LAPS	1:39.834	71	5 LAPS	1:43.317	9	11 LAPS	1:44.998	9	11 LAPS	1:45.817
32	7 LAPS	1:45.903	32	7 LAPS	1:44.289	25	5 LAPS	1:41.360	21	14 LAPS	1:35.689	2	1 LAP	1:37.862
30	12 LAPS	1:40.195	92	11 LAPS	1:48.734	30	12 LAPS	1:38.783	46	4 LAPS	1:37.937	46	4 LAPS	1:39.027
24	10 LAPS	1:50.272	23	6 LAPS	1:41.363	37	5 LAPS	1:41.684	2	1 LAP	1:36.810	15	3 LAPS	1:37.461
23	6 LAPS	1:42.053	91	6 LAPS	1:41.090	32	7 LAPS	1:42.290	15	3 LAPS	1:37.886	30	12 LAPS	1:38.361
91	6 LAPS	1:41.760	24	10 LAPS	1:49.286	23	6 LAPS	1:40.523	30	12 LAPS	1:37.807	37	5 LAPS	1:41.894
36	5 LAPS	1:42.892	57	4 LAPS	1:35.297	91	6 LAPS	1:40.955	37	5 LAPS	1:40.593	71	5 LAPS	1:41.780
57	4 LAPS	1:35.766	36	5 LAPS	1:42.755	92	11 LAPS	1:46.607	71	5 LAPS	1:43.680	25	5 LAPS	1:40.027
93	10 LAPS	1:48.999	20	2 LAPS	1:34.917	57	4 LAPS	1:35.354	25	5 LAPS	1:47.761	57	4 LAPS	1:39.180
20	2 LAPS	1:36.697	42	4 LAPS	1:37.488	20	2 LAPS	1:36.840	32	7 LAPS	1:40.918	32	7 LAPS	1:41.524
42	4 LAPS	1:39.900	10	9 LAPS	1:40.728	24	10 LAPS	1:48.494	23	6 LAPS	1:39.574	23	6 LAPS	1:41.469
22	4 LAPS	1:42.325	22	4 LAPS	1:42.350	36	5 LAPS	1:42.698	57	4 LAPS	1:36.672	20	2 LAPS	1:35.465
10	9 LAPS	1:41.833	93	10 LAPS	1:49.688	42	4 LAPS	1:36.399	91	6 LAPS	1:39.765	91	6 LAPS	1:40.976
43	5 LAPS	1:48.365	33	2 LAPS	1:36.438	22	4 LAPS	1:41.846	20	2 LAPS	1:34.200	92	11 LAPS	1:41.917
96	7 LAPS	1:50.775	31	2 LAPS	1:34.835	10	9 LAPS	1:49.407	92	11 LAPS	1:43.934	42	4 LAPS	1:36.539
33	2 LAPS	1:38.771	43	5 LAPS	1:46.967	93	10 LAPS	1:46.737	42	4 LAPS	1:36.043	36	5 LAPS	1:43.392
56	4 LAPS	1:44.534	96	7 LAPS	1:50.808	33	2 LAPS	1:34.988	36	5 LAPS	1:46.031	22	4 LAPS	1:41.013
31	2 LAPS	1:37.150	56	4 LAPS	1:42.027	31	2 LAPS	1:34.194	24	10 LAPS	1:49.780	31	2 LAPS	1:33.882
39	5 LAPS	1:45.200	3	2 LAPS	1:38.289				22	4 LAPS	1:40.828	33	2 LAPS	1:34.408
38	8 LAPS	1:45.953	29	4 LAPS	1:40.378				10	9 LAPS	1:38.809	10	9 LAPS	1:39.213
9	10 LAPS	1:45.850							31	2 LAPS	1:34.353	24	10 LAPS	1:49.165
29	4 LAPS	1:39.294							33	2 LAPS	1:35.495			
3	2 LAPS	1:36.409							93	10 LAPS	1:48.410			

**Mediagroup VAN DYCK Belcar**  
**RACE CLASSIFICATION - RACE 5 - LAP CHART**  
 (contd.)

Lap 76			Lap 77			Lap 78			Lap 79			Lap 80		
No	Behind	Laptime	No	Behind	Laptime	No	Behind	Laptime	No	Behind	Laptime	No	Behind	Laptime
4		1:32.115	4		1:33.730	4		1:34.093	4		1:34.563	4		1:34.606
47	58 LAPS	12:10.579P	5	3 LAPS	1:31.034	5	3 LAPS	1:30.410	25	6 LAPS	1:49.768	92	12 LAPS	1:42.350
43	7 LAPS	3:07.231P	3	3 LAPS	1:35.814	10	10 LAPS	1:40.473	5	3 LAPS	1:31.070	25	6 LAPS	1:42.674
3	3 LAPS	1:35.630	24	11 LAPS	1:48.205	36	6 LAPS	1:43.212	30	13 LAPS	2:19.044P	30	13 LAPS	1:44.853
5	3 LAPS	1:30.953	6	2 LAPS	1:34.603	22	5 LAPS	1:42.454	10	10 LAPS	1:38.377	6	2 LAPS	1:33.463
93	11 LAPS	1:47.827	29	5 LAPS	1:39.947	3	3 LAPS	1:35.800	3	3 LAPS	1:36.134	10	10 LAPS	1:40.680
6	2 LAPS	1:33.780	93	11 LAPS	1:47.317	6	2 LAPS	1:33.369	36	6 LAPS	1:41.191	36	6 LAPS	1:42.249
29	5 LAPS	1:37.854	43	7 LAPS	2:00.624	24	11 LAPS	1:48.764	22	5 LAPS	1:42.171	22	5 LAPS	1:41.931
56	5 LAPS	1:41.635	56	5 LAPS	1:41.899	29	5 LAPS	1:39.321	6	2 LAPS	1:33.477	3	3 LAPS	1:46.606
21	14 LAPS	1:39.500	21	14 LAPS	1:36.391	93	11 LAPS	1:46.457	29	5 LAPS	1:38.718	29	5 LAPS	1:38.095
2	1 LAP	1:39.788	47	58 LAPS	2:12.050	21	14 LAPS	1:37.108	24	11 LAPS	1:48.432	21	14 LAPS	1:35.188
38	9 LAPS	1:44.057	2	1 LAP	1:38.237	43	7 LAPS	1:45.550	21	14 LAPS	1:35.669	24	11 LAPS	1:47.981
46	4 LAPS	1:40.375	46	4 LAPS	1:38.870	56	5 LAPS	1:41.524	56	5 LAPS	1:41.433	2	1 LAP	1:40.228
39	6 LAPS	1:46.607	15	3 LAPS	1:38.448	2	1 LAP	1:38.173	2	1 LAP	1:38.920	46	4 LAPS	1:39.474
15	3 LAPS	1:38.506	38	9 LAPS	1:44.818	46	4 LAPS	1:37.607	43	7 LAPS	1:43.985	15	3 LAPS	1:38.416
9	11 LAPS	1:45.573	9	11 LAPS	1:43.144	15	3 LAPS	1:38.904	46	4 LAPS	1:38.076	56	5 LAPS	1:43.592
96	8 LAPS	1:49.472	39	6 LAPS	1:45.889	57	4 LAPS	1:35.992	93	11 LAPS	1:47.459	57	4 LAPS	1:34.371
30	12 LAPS	1:37.799	30	12 LAPS	1:38.989	9	11 LAPS	1:45.291	15	3 LAPS	1:37.835	43	7 LAPS	1:44.009
57	4 LAPS	1:34.752	57	4 LAPS	1:34.669	47	58 LAPS	1:58.647	57	4 LAPS	1:33.731	93	11 LAPS	1:48.085
37	5 LAPS	1:40.683	96	8 LAPS	1:48.796	39	6 LAPS	1:46.636	9	11 LAPS	1:44.343	42	4 LAPS	1:36.103
20	2 LAPS	1:36.820	37	5 LAPS	1:40.928	37	5 LAPS	1:42.303	39	6 LAPS	1:45.925	9	11 LAPS	1:46.852
71	5 LAPS	1:42.136	23	6 LAPS	1:41.750	42	4 LAPS	1:37.507	42	4 LAPS	1:36.774	37	5 LAPS	1:39.441
25	5 LAPS	1:40.268	71	5 LAPS	1:44.580	96	8 LAPS	1:50.041	23	6 LAPS	1:39.108	23	6 LAPS	1:40.118
32	7 LAPS	1:39.299	32	7 LAPS	1:43.135	23	6 LAPS	1:38.994	37	5 LAPS	1:42.049	39	6 LAPS	1:46.314
23	6 LAPS	1:39.289	42	4 LAPS	1:36.627	32	7 LAPS	1:40.647	47	58 LAPS	1:53.698	5	2 LAPS	1:32.540
91	6 LAPS	1:39.392	91	6 LAPS	1:42.835	91	6 LAPS	1:41.248	32	7 LAPS	1:41.599	32	7 LAPS	1:41.185
42	4 LAPS	1:37.387	25	5 LAPS	1:52.019	71	5 LAPS	1:43.750	91	6 LAPS	1:40.690	31	2 LAPS	1:37.752
92	11 LAPS	1:43.013	92	11 LAPS	1:42.417	31	2 LAPS	1:34.198	71	5 LAPS	1:40.816	33	2 LAPS	1:36.303
31	2 LAPS	1:34.032	31	2 LAPS	1:33.860	33	2 LAPS	1:35.481	31	2 LAPS	1:35.916	71	5 LAPS	1:42.686
33	2 LAPS	1:33.831	33	2 LAPS	1:34.865	92	11 LAPS	1:42.756	33	2 LAPS	1:34.548	91	6 LAPS	1:46.957
36	5 LAPS	1:42.899							96	8 LAPS	1:50.243	47	58 LAPS	1:55.267
22	4 LAPS	1:40.456							5	2 LAPS	1:30.640	96	8 LAPS	1:49.021
10	9 LAPS	1:38.101												

Weather / Track : Overcast / Dry

Brands Hatch GP  
 Circuit Length = 2.6082 miles.  
 Start: 12:24 End: 14:29

## Production S1 2005 QUALIFYING - RACE 3

POS	NO	CL	NAME	CAR	TIME	LAPS	GAP	MPH
1	37	B	Stephens/Smith	BMW E30 M3	1:40.472	13		93.45
2	30	B	Lemmer/Graves	Spoon Honda Civic	1:40.940	12	0.468	93.02
3	44	B	Demetriou/Nicolas	Honda Integra R	1:40.957	16	0.485	93.00
4	9	A	Symons/D'Cruze/Back	BMW M3 E36	1:41.169	15	0.697	92.81
5	6	C	Griffin/Simmonds	Renault Clio	1:41.912	9	1.440	92.13
6	68	B	Reynolds/Thorpe	Honda Integra R	1:42.599	14	2.127	91.51
7	43	B	Wilson/Lockie	BMW E46 320i	1:42.612	13	2.140	91.50
8	96	C	Firman/Ticehurst	Mazda RX8	1:42.895	16	2.423	91.25
9	95	A	Clarke/Povey	BMW M3	1:43.038	16	2.566	91.12
10	98	C	Mildenhall/Guglielmi	Mazda RX8	1:44.052	12	3.580	90.23
11	47	B	Lawson/Wilds	BMW E46 320i	1:44.211	15	3.739	90.10
12	69	B	Kraemer	Ford Focus	1:44.233	15	3.761	90.08
13	42	B	MacHitski/Graves/Lemmer	Honda Civic Type R	1:44.311	3	3.839	90.01
14	32	B	McInerney/McInerney	Honda Integra	1:44.704	4	4.232	89.67
15	52	C	J. Ridley Holloway/Mason	Honda Civic Type R	1:45.512	15	5.040	88.99
16	90	D	Leggate/White	MG ZR	1:45.531	15	5.059	88.97
17	65	C	Thomas/Giovannini	Honda Integra R	1:46.136	15	5.664	88.46
18	84	C	Simmonds/Griffins	Renault Clio	1:48.187	12	7.715	86.79
19	36	D	Mercer/Bennett-Baggs/Reader	MG ZR	1:49.102	13	8.630	86.06
20	72	C	Parsons/Watson	Alfa Romeo 156	1:49.199	13	8.727	85.98
21	70	D	Skelton/Forster	Mini Cooper S Works	1:49.660	12	9.188	85.62
22	35	B	Bate	Audi TT	1:50.334	15	9.862	85.10
23	41	C	Fen/Walewska	Spoon Honda Accord	1:51.286	14	10.814	84.37
24	78	C	Clynes/Fletcher	Ford Focus	1:52.009	14	11.537	83.82
25	75	C	Hands/Salmon	Honda Civic R	1:55.939	10	15.467	80.98
26	80	C	Smith/Bishop	Alfa Romeo 156	1:56.083	11	15.611	80.88
27	51	B	Woods/George/Campbell	Honda Civic Type R	1:56.231	3	15.759	80.78
28	53	D	Wells/Geoge	Honda Integra Type R	1:57.909	4	17.437	79.63
29	77	C	Bowden/Bowden/Elliott	Cavalier	1:58.240	8	17.768	79.41
30	38	B	Frick/Flatt	VW Beetle RSi	1:59.011	13	18.539	78.89

Brands Hatch  
Circuit Length = 2.6082 miles.  
Start: 11:20 End: 11:50

Weather / Track : Overcast / Dry

These results are provisional until the conclusion of any judicial and technical matters.

Clerk Of Course:	Stewards:	Timekeeper:

## Production S1 2005 QUALIFYING - LAP ANALYSIS

<b>6</b>	<b>Griffin/Simmonds</b>		Renault Clio
1 -	6:03.043P	6 -	<b>1:41.912</b>
2 -	1:51.883	7 -	2:08.010
3 -	1:41.954	8 -	1:48.913
4 -	1:46.610	9 -	1:41.958
5 -	1:44.221		
<b>9</b>	<b>Symons/D'Cruze/Back</b>		BMW M3 E36
1 -	2:50.568	6 -	1:51.251
2 -	1:55.942	7 -	1:49.547
3 -	1:51.238	8 -	3:26.914P
4 -	1:52.040	9 -	1:58.110
5 -	1:50.254	10 -	1:45.159
		11 -	1:42.112
		12 -	1:43.756
		13 -	1:42.148
		14 -	<b>1:41.169</b>
		15 -	1:43.990
<b>30</b>	<b>Lemmer/Graves</b>		Spoon Honda Civic
1 -	2:52.705	6 -	2:01.134
2 -	1:46.552	7 -	4:44.507P
3 -	1:43.131	8 -	2:04.101
4 -	<b>1:40.940</b>	9 -	1:44.623
5 -	1:41.129	10 -	1:41.168
11 -	1:41.879	12 -	1:41.249
<b>32</b>	<b>McInerney/McInerney</b>		Honda Integra
1 -	2:11.374		
2 -	1:49.193		
3 -	<b>1:44.704</b>		
4 -	6:50.724P		
<b>35</b>	<b>Bate</b>		Audi TT
1 -	2:30.845	6 -	1:57.116
2 -	1:58.193	7 -	1:54.411
3 -	1:57.724	8 -	1:55.958
4 -	1:55.639	9 -	2:11.522
5 -	1:54.811	10 -	1:55.678
		11 -	1:52.613
		12 -	<b>1:50.334</b>
		13 -	1:51.439
		14 -	1:51.388
		15 -	1:53.800
<b>36</b>	<b>Mercer/Bennett-Baggs/Reader</b>		MG ZR
1 -	3:05.480	6 -	1:52.916
2 -	2:00.233	7 -	3:51.059P
3 -	1:55.311	8 -	2:10.594
4 -	1:53.552	9 -	1:56.527
5 -	1:53.425	10 -	1:50.509
		11 -	1:50.035
		12 -	1:49.510
		13 -	<b>1:49.102</b>

**Production S1 2005  
QUALIFYING - LAP ANALYSIS**

(contd.)

<b>37</b>	<b>Stephens/Smith</b>	BMW E30 M3			
1 -	2:28.549	6 -	1:41.796	11 -	1:41.230
2 -	1:52.166	7 -	<b>1:40.472</b>	12 -	1:41.826
3 -	1:44.835	8 -	6:06.878P	13 -	1:41.909
4 -	1:43.019	9 -	1:54.770		
5 -	1:43.711	10 -	1:42.064		
<b>38</b>	<b>Frick/Flatt</b>	VW Beetle RSi			
1 -	3:03.706	6 -	2:11.602	11 -	<b>1:59.011</b>
2 -	2:07.684	7 -	2:14.149	12 -	2:00.755
3 -	2:04.334	8 -	2:04.189	13 -	1:59.450
4 -	2:04.940	9 -	2:03.826		
5 -	4:28.226P	10 -	2:00.378		
<b>41</b>	<b>Fen/Walewska</b>	Spoon Honda Accord			
1 -	2:34.924	6 -	3:49.863P	11 -	1:53.408
2 -	2:02.678	7 -	3:12.782P	12 -	1:52.957
3 -	1:59.313	8 -	2:04.766	13 -	1:52.295
4 -	2:00.414	9 -	1:55.562	14 -	<b>1:51.286</b>
5 -	1:56.177	10 -	1:53.230		
<b>42</b>	<b>MacHitski/Graves/Lemmer</b>	Honda Civic Type R			
1 -	2:55.000				
2 -	1:46.706				
3 -	<b>1:44.311</b>				
<b>43</b>	<b>Wilson/Lockie</b>	BMW E46 320i			
1 -	5:14.621	6 -	1:51.451	11 -	1:46.957
2 -	1:44.574	7 -	5:39.825P	12 -	1:47.974
3 -	1:44.827	8 -	2:03.023	13 -	1:45.897
4 -	<b>1:42.612</b>	9 -	1:48.131		
5 -	1:43.404	10 -	1:47.966		
<b>44</b>	<b>Demetriou/Nicolas</b>	Honda Integra R			
1 -	2:12.052	6 -	1:41.212	11 -	1:43.076
2 -	1:46.732	7 -	3:18.932P	12 -	1:43.105
3 -	1:42.503	8 -	2:00.783	13 -	1:43.123
4 -	1:41.848	9 -	2:11.834	14 -	1:42.785
5 -	<b>1:40.957</b>	10 -	1:51.490	15 -	1:42.832
				16 -	1:46.470

## Production S1 2005 QUALIFYING - LAP ANALYSIS

(contd.)

<b>47</b>	<b>Lawson/Wilds</b>	BMW E46 320i
1 - 2:19.035	6 - 3:40.808P	11 - 1:45.657
2 - 1:50.999	7 - 2:00.074	12 - 1:45.896
3 - 1:46.990	8 - 1:50.848	13 - 1:44.435
4 - 1:47.416	9 - 1:45.250	14 - 1:44.846
5 - 1:48.452	10 - 1:45.677	15 - <b>1:44.211</b>
<b>51</b>	<b>Woods/George/Campbell</b>	Honda Civic Type R
1 - 3:00.504		
2 - <b>1:56.231</b>		
3 - 1:59.765		
<b>52</b>	<b>J. Ridley Holloway/Mason</b>	Honda Civic Type R
1 - 2:13.976	6 - 1:46.516	11 - 1:49.350
2 - 1:48.804	7 - 1:48.402	12 - 1:49.288
3 - 1:47.324	8 - 1:57.367	13 - 1:47.713
4 - 3:40.806P	9 - 1:45.743	14 - 1:46.173
5 - 1:58.764	10 - 1:48.885	15 - <b>1:45.512</b>
<b>53</b>	<b>Wells/Geoge</b>	Honda Integra Type R
1 - X:00.000P		
2 - 2:05.400		
3 - <b>1:57.909</b>		
4 - 1:59.993		
<b>65</b>	<b>Thomas/Giovannini</b>	Honda Integra R
1 - 2:07.357	6 - 2:06.848	11 - 1:47.073
2 - 2:25.258	7 - 1:51.496	12 - 1:46.662
3 - 1:49.989	8 - 2:25.888	13 - 1:48.125
4 - 1:46.348	9 - 1:58.463	14 - 1:47.431
5 - 3:30.598P	10 - 1:47.736	15 - <b>1:46.136</b>
<b>68</b>	<b>Reynolds/Thorpe</b>	Honda Integra R
1 - 2:47.838	6 - 1:46.847	11 - 1:44.707
2 - 1:57.281	7 - 3:45.646P	12 - 1:43.315
3 - 1:46.265	8 - 2:31.680	13 - <b>1:42.599</b>
4 - 1:46.341	9 - 1:47.620	14 - 1:43.278
5 - 1:43.547	10 - 1:44.350	

**Production S1 2005  
QUALIFYING - LAP ANALYSIS**

(contd.)


<b>69</b>	<b>Kraemer</b>	Ford Focus		
1 - 2:49.842	6 - 1:45.125	11 - 1:45.393		
2 - 1:58.749	7 - 1:45.494	12 - 1:44.491		
3 - 1:49.737	8 - 4:30.886P	13 - 1:44.815		
4 - 1:49.224	9 - 2:03.186	14 - <b>1:44.233</b>		
5 - 1:47.071	10 - 1:46.787	15 - 1:45.028		
<b>70</b>	<b>Skelton/Forster</b>	Mini Cooper S Works		
1 - 2:19.008	6 - <b>1:49.660</b>	11 - 1:53.887		
2 - 1:56.367	7 - 1:56.515	12 - 2:12.514P		
3 - 1:50.317	8 - 1:57.574			
4 - 1:51.167	9 - 2:46.582P			
5 - 1:49.849	10 - 2:08.395			
<b>72</b>	<b>Parsons/Watson</b>	Alfa Romeo 156		
1 - 2:59.466	6 - 1:53.696	11 - 1:53.903		
2 - 1:57.888	7 - 6:43.127P	12 - 1:52.504		
3 - 1:54.724	8 - 2:12.054	13 - <b>1:49.199</b>		
4 - 1:51.793	9 - 1:59.508			
5 - 1:51.479	10 - 1:53.979			
<b>75</b>	<b>Hands/Salmon</b>	Honda Civic R		
1 - 2:26.202	6 - 2:04.382			
2 - 2:01.435	7 - 2:29.139			
3 - 1:58.546	8 - 2:02.411			
4 - 4:36.767P	9 - 1:58.234			
5 - 2:12.864	10 - <b>1:55.939</b>			
<b>77</b>	<b>Bowden/Bowden/Elliott</b>	Cavalier		
1 - X:00.000P	6 - 2:23.241			
2 - 2:32.379	7 - 2:00.431			
3 - 2:14.549	8 - <b>1:58.240</b>			
4 - 2:07.710				
5 - 3:41.747P				
<b>78</b>	<b>Clynes/Fletcher</b>	Ford Focus		
1 - 2:57.620	6 - <b>1:52.009</b>	11 - 2:00.995		
2 - 1:58.504	7 - 3:09.944P	12 - 1:57.805		
3 - 1:54.697	8 - 2:33.591	13 - 1:57.173		
4 - 1:55.375	9 - 2:05.056	14 - 1:56.406		
5 - 1:52.086	10 - 1:59.349			

# Production S1 2005 QUALIFYING - LAP ANALYSIS

(contd.)

<b>80</b>	<b>Smith/Bishop</b>	Alfa Romeo 156			
1 -	6:26.370P	6 -	5:17.339P	11 -	<b>1:56.083</b>
2 -	2:23.778	7 -	2:27.235		
3 -	2:04.352	8 -	2:01.631		
4 -	1:59.416	9 -	1:58.708		
5 -	1:58.834	10 -	1:57.060		
<b>84</b>	<b>Simmonds/Griffins</b>	Renault Clio			
1 -	3:03.701	6 -	1:49.857	11 -	1:49.698
2 -	1:54.681	7 -	<b>1:48.187</b>	12 -	1:52.844
3 -	1:53.995	8 -	1:50.179		
4 -	1:53.354	9 -	2:11.324		
5 -	1:49.849	10 -	2:10.919		
<b>90</b>	<b>Leggate/White</b>	MG ZR			
1 -	2:17.684	6 -	3:41.776P	11 -	<b>1:45.531</b>
2 -	1:58.977	7 -	2:04.505	12 -	1:48.039
3 -	1:54.078	8 -	2:23.558	13 -	1:46.804
4 -	1:53.129	9 -	1:49.997	14 -	1:45.841
5 -	1:50.989	10 -	1:50.046	15 -	1:46.101
<b>95</b>	<b>Clarke/Povey</b>	BMW M3			
1 -	2:40.610	6 -	1:43.606	11 -	1:46.389
2 -	1:46.149	7 -	3:10.330P	12 -	1:44.583
3 -	1:43.414	8 -	2:25.099	13 -	1:45.140
4 -	1:43.475	9 -	1:47.342	14 -	1:44.673
5 -	<b>1:43.038</b>	10 -	1:44.926	15 -	1:44.515
<b>96</b>	<b>Firman/Ticehurst</b>	Mazda RX8			
1 -	2:06.291	6 -	3:30.997P	11 -	1:48.866
2 -	1:45.352	7 -	1:59.783	12 -	1:47.678
3 -	1:43.637	8 -	2:22.676	13 -	1:46.529
4 -	<b>1:42.895</b>	9 -	1:49.989	14 -	1:48.138
5 -	1:43.157	10 -	1:48.728	15 -	1:47.861
<b>98</b>	<b>Mildenhall/Guglielmi</b>	Mazda RX8			
1 -	2:13.616	6 -	<b>1:44.052</b>	11 -	2:04.100
2 -	1:48.759	7 -	3:19.496P	12 -	1:51.534
3 -	1:44.602	8 -	2:21.750		
4 -	1:44.707	9 -	2:02.152		
5 -	1:44.360	10 -	2:04.919		

**Production S1 2005  
GRID - RACE 3**

ROW 15	77	Bowden/Bowden/Elliott	38	Frick/Flatt
ROW 14	51	Woods/George/Campbell	53	Wells/Geoge
ROW 13	75	Hands/Salmon	80	Smith/Bishop
ROW 12	41	Fen/Walewska	78	Clynes/Fletcher
ROW 11	70	Skelton/Forster	35	Bate
ROW 10	36	Mercer/Bennett-Baggs/Reader	72	Parsons/Watson
ROW 9	65	Thomas/Giovannini	84	Simmonds/Griffins
ROW 8	52	J. Ridley Holloway/Mason	90	Leggate/White
ROW 7	42	MacHitski/Graves/Lemmer	32	Mclnerney/Mclnerney
ROW 6	47	Lawson/Wilds	69	Kraemer
ROW 5	95	Clarke/Povey	98	Mildenhall/Guglielmi
ROW 4	43	Wilson/Lockie	96	Firman/Ticehurst
ROW 3	6	Griffin/Simmonds	68	Reynolds/Thorpe
ROW 2	44	Demetriou/Nicolas	9	Symons/D'Cruze/Back
ROW 1	37	Stephens/Smith	30	Lemmer/Graves
<b>POLE</b>				
				

**Weather / Track : Overcast / Dry**  
**These results are provisional until the conclusion of any judicial and technical matters.**

Brands Hatch  
 Circuit Length = 2.6082 miles.  
 Start: 11:20 End: 11:50

Clerk Of Course:	Stewards:	Timekeeper:
------------------	-----------	-------------

# Production S1 2005

## RACE CLASSIFICATION - RACE 3 - AMENDED

POS	NO	CL	NAME	CAR	TIME	LAPS	GAP	MPH	BEST
1	37	B	Stephens/Smith	BMW E30 M3	1:38:58.290	55		86.97	1:39.543
2	68	B	Reynolds/Thorpe	Honda Integra R	1:39:51.917	55	53.627	86.19	1:42.634
3	47	B	Lawson/Wilds	BMW E46 320i	1:39:52.642	55	54.352	86.18	1:43.674
4	9	A	Symons/D'Cruze/Back	BMW M3 E36	1:40:39.682	55	1:41.392	85.51	1:40.415
5	96	C	Firman/Ticehurst	Mazda RX8	1:40:40.960	55	1:42.670	85.49	1:43.733
6	52	C	J. Ridley Holloway/Mason	Honda Civic Type R	1:39:09.500	54	1 LAP	85.23	1:44.444
7	95	A	Clarke/Povey	BMW M3	1:39:25.596	54	1 LAP	85.00	1:41.676
8	69	B	Kraemer	Ford Focus	1:40:06.868	54	1 LAP	84.42	1:44.484
9	98	C	Mildenhall/Guglielimi	Mazda RX8	1:40:42.513	54	1 LAP	83.92	1:44.689
10	70	D	Skelton/Forster	Mini Cooper S Works	1:39:11.755	53	2 LAPS	83.62	1:46.159
11	90	D	Leggate/White	MG ZR	1:39:17.107	53	2 LAPS	83.54	1:44.982
12	36	D	Mercer/Bennett-Baggs	MG ZR	1:39:49.625	53	2 LAPS	83.09	1:46.809
13	65	C	Thomas/Giovannini	Honda Integra R	1:39:54.643	53	2 LAPS	83.02	1:44.057
14	43	B	Wilson/Lockie	BMW E46 320i	1:33:50.753	51	4 LAPS	85.05	1:41.511
15	78	C	Clynes/Fletcher	Ford Focus	1:36:04.803	50	5 LAPS	81.45	1:48.702
16	41	C	Fen/Walewska	Spoon Honda Accord	1:37:38.769	50	5 LAPS	80.14	1:49.132
17	30	B	Lemmer/Graves	Spoon Honda Civic	1:40:04.093	50	5 LAPS	78.20	1:40.505
18	75	C	Hands/Frick	Honda Civic R	1:39:05.284	48	7 LAPS	75.81	1:48.525
19	80	C	Smith/Bishop	Alfa Romeo 156	1:31:26.544	44	11 LAPS	75.31	1:44.454

### NOT CLASSIFIED

53	D	Wells/Geoge	Honda Integra Type R	1:20:57.242	39	D.N.F.	75.40	1:44.160
32	B	McInerney/McInerney	Honda Integra	1:39:52.902	30	N.C.F.	47.01	1:41.296
77	C	Bowden/Bowden/Elliott	Cavalier	1:15:14.489	19	D.N.F.	39.53	1:50.586
6	A	Griffin/Simmonds	Peugeot 307	26:26.024	15	D.N.F.	88.84	1:38.616
35	B	Bate	Audi TT	37:25.143	15	D.N.F.	62.76	1:51.627
42	B	MacHitski/Graves/Lemmer	Honda Civic Type R	18:27.054	10	D.N.F.	84.87	1:46.797
51	B	Woods/Campbell	Honda Civic Type R	48:32.740	7	D.N.F.	22.58	2:14.220
72	C	Parsons/Watson	Alfa Romeo 156	3:52.154	2	D.N.F.	81.18	1:50.362

### FASTEST LAP

6	A	Griffin/Simmonds	Peugeot 307	1:38.616	11	95.21mph	153.23kph
37	B	Stephens/Smith	BMW E30 M3	1:39.543	52	94.32mph	151.80kph
96	C	Firman/Ticehurst	Mazda RX8	1:43.733	4	90.51mph	145.67kph
53	D	Wells/Geoge	Honda Integra Type R	1:44.160	16	90.14mph	145.07kph

Car No 44 - Excluded from result - O.1.1.6. - Careless driving

Weather / Track : Overcast / Dry

These results are provisional until the conclusion of any judicial and technical matters.

Brands Hatch

Circuit Length = 2.6082 miles.

Start: 16:49 End: 18:28

Clerk Of Course:	Stewards:	Timekeeper:
------------------	-----------	-------------

**Production S1 2005**  
**RACE CLASSIFICATION - RACE 3 - LAP CHART**

Lap 1			Lap 2			Lap 3			Lap 4			Lap 5		
No	Behind	Laptime	No	Behind	Laptime	No	Behind	Laptime	No	Behind	Laptime	No	Behind	Laptime
6		1:44.288	6		1:39.971	6		1:39.565	6		1:39.721	6		1:39.978
30	1.370	1:45.658	30	2.664	1:41.265	30	4.469	1:41.370	30	6.596	1:41.848	30	8.469	1:41.851
95	2.981	1:47.269	95	6.882	1:43.872	95	10.724	1:43.407	37	13.713	1:41.952	37	15.242	1:41.507
9	3.689	1:47.977	9	6.981	1:43.263	9	10.828	1:43.412	9	14.403	1:43.296	9	15.560	1:41.135
37	3.699	1:47.987	37	7.247	1:43.519	37	11.482	1:43.800	95	15.183	1:44.180	95	17.318	1:42.113
43	5.065	1:49.353	96	9.567	1:44.096	96	13.983	1:43.981	96	17.995	1:43.733	96	22.571	1:44.554
96	5.442	1:49.730	43	10.690	1:45.596	43	15.673	1:44.548	43	20.420	1:44.468	43	25.171	1:44.729
68	7.796	1:52.084	68	13.284	1:45.459	68	18.539	1:44.820	68	22.778	1:43.960	68	26.688	1:43.888
47	8.060	1:52.348	47	14.527	1:46.438	47	21.063	1:46.101	47	27.167	1:45.825	98	34.991	1:47.139
98	8.893	1:53.181	98	15.556	1:46.634	98	21.910	1:45.919	98	27.830	1:45.641	69	35.288	1:47.071
69	9.944	1:54.232	69	16.112	1:46.139	69	22.403	1:45.856	69	28.195	1:45.513	52	35.572	1:46.952
42	11.403	1:55.691	52	17.936	1:46.338	52	22.815	1:44.444	52	28.598	1:45.504	44	40.086	1:43.039
52	11.569	1:55.857	42	21.275	1:49.843	90	28.023	1:46.100	90	34.555	1:46.253	90	41.209	1:46.632
90	12.174	1:56.462	90	21.488	1:49.285	42	29.489	1:47.779	44	37.025	1:43.528	53	44.671	1:46.004
36	13.174	1:57.462	36	22.926	1:49.723	36	32.189	1:48.828	42	38.096	1:48.328	42	45.669	1:47.551
65	13.770	1:58.058	65	24.156	1:50.357	53	32.928	1:47.542	53	38.645	1:45.438	80	46.016	1:45.830
70	15.315	1:59.603	53	24.951	1:48.342	44	33.218	1:45.575	80	40.164	1:45.790	36	50.924	1:48.105
53	16.580	2:00.868	80	25.469	1:47.789	80	34.095	1:48.191	36	42.797	1:50.329	65	52.046	1:48.612
72	17.504	2:01.792	70	26.679	1:51.335	65	35.500	1:50.909	65	43.412	1:47.633	47	57.896	2:10.707
80	17.651	2:01.939	44	27.208	1:48.058	70	38.162	1:51.048	70	48.317	1:49.876	70	58.596	1:50.257
35	18.351	2:02.639	72	27.895	1:50.362	35	46.028	1:52.892	35	58.457	1:52.150	78	1:08.987	1:50.119
44	19.121	2:03.409	35	32.701	1:54.321	78	48.121	1:51.347	78	58.846	1:50.446	35	1:10.106	1:51.627
41	20.962	2:05.250	41	36.156	1:55.165	75	53.478	1:53.869	75	1:08.486	1:54.729	75	1:20.783	1:52.275
78	21.404	2:05.692	78	36.339	1:54.906	41	55.612	1:59.021	41	1:15.298	1:59.407	41	1:32.960	1:57.640
75	24.466	2:08.754	75	39.174	1:54.679									

# Production S1 2005

## RACE CLASSIFICATION - RACE 3 - LAP CHART

(contd.)

Lap 6			Lap 7			Lap 8			Lap 9			Lap 10		
No	Behind	Laptime	No	Behind	Laptime	No	Behind	Laptime	No	Behind	Laptime	No	Behind	Laptime
6		1:39.801	6		1:40.556	6		2:32.137	6		2:13.116	6		1:38.883
30	10.469	1:41.801	41	1 LAP	1:56.853	41	1 LAP	2:24.417	30	1.161	2:11.167	30	3.014	1:40.736
37	17.068	1:41.627	30	14.851	1:44.938	30	3.110	2:20.396	41	1 LAP	2:12.647	37	3.324	1:40.733
9	17.525	1:41.766	37	18.611	1:42.099	37	3.821	2:17.347	37	1.474	2:10.769	9	4.294	1:41.439
95	19.193	1:41.676	9	19.947	1:42.978	9	4.402	2:16.592	95	1.518	2:09.856	95	6.319	1:43.684
96	26.877	1:44.107	95	21.060	1:42.423	95	4.778	2:15.855	9	1.738	2:10.452	96	7.714	1:44.485
43	30.282	1:44.912	96	31.001	1:44.680	96	5.797	2:06.933	96	2.112	2:09.431	43	8.551	1:44.433
68	30.719	1:43.832	43	38.575	1:48.849	43	6.721	2:00.283	43	3.001	2:09.396	44	9.448	1:42.759
98	40.019	1:44.829	68	39.326	1:49.163	68	7.822	2:00.633	98	5.501	2:10.258	98	13.192	1:46.574
69	40.686	1:45.199	98	46.360	1:46.897	98	8.359	1:54.136	44	5.572	2:09.561	68	15.456	1:47.588
52	41.392	1:45.621	44	51.717	1:49.637	44	9.127	1:49.547	69	6.729	2:08.356	69	15.544	1:47.698
44	42.636	1:42.351	69	54.106	1:53.976	69	11.489	1:49.520	68	6.751	2:12.045	53	15.606	1:46.357
90	47.638	1:46.230	52	54.608	1:53.772	52	11.994	1:49.523	52	7.117	2:08.239	52	17.465	1:49.231
53	51.689	1:46.819	90	56.443	1:49.361	90	13.103	1:48.797	90	7.420	2:07.433	80	18.269	1:47.921
42	52.665	1:46.797	53	1:01.078	1:49.945	53	16.083	1:47.142	53	8.132	2:05.165	90	18.875	1:50.338
80	52.963	1:46.748	42	1:01.685	1:49.576	42	17.421	1:47.873	42	8.766	2:04.461	42	19.038	1:49.155
36	59.349	1:48.226	80	1:01.879	1:49.472	80	18.455	1:48.713	80	9.231	2:03.892	36	20.149	1:48.960
65	1:00.219	1:47.974	36	1:09.153	1:50.360	36	27.819	1:50.803	36	10.072	1:55.369	65	20.775	1:48.235
47	1:06.451	1:48.356	65	1:10.726	1:51.063	65	28.939	1:50.350	65	11.423	1:55.600	47	21.893	1:48.271
70	1:07.338	1:48.543	47	1:14.259	1:48.364	47	31.572	1:49.450	47	12.505	1:54.049	70	22.965	1:48.250
78	1:19.672	1:50.486	70	1:15.929	1:49.147	70	33.000	1:49.208	70	13.598	1:53.714	41	1 LAP	2:00.790
75	1:34.314	1:53.332	35	1 LAP	3:27.431P	78	54.726	1:55.333	78	33.295	1:51.685	78	43.916	1:49.504
			78	1:31.530	1:52.414	75	1:11.433	1:54.838	75	51.000	1:52.683	75	1:03.149	1:51.032
			75	1:48.732	1:54.974									

**Production S1 2005**  
**RACE CLASSIFICATION - RACE 3 - LAP CHART**  
 (contd.)

Lap 11			Lap 12			Lap 13			Lap 14			Lap 15		
No	Behind	Laptime	No	Behind	Laptime	No	Behind	Laptime	No	Behind	Laptime	No	Behind	Laptime
6		1:38.616	6		1:39.138	6		1:39.231	6		1:39.524	6		1:41.499
30	4.990	1:40.592	30	6.660	1:40.808	30	7.934	1:40.505	30	9.505	1:41.095	75	1 LAP	1:50.092
37	5.702	1:40.994	37	7.336	1:40.772	37	8.745	1:40.640	37	10.128	1:40.907	30	8.700	1:40.694
9	6.093	1:40.415	9	7.983	1:41.028	9	9.434	1:40.682	9	11.667	1:41.757	37	9.095	1:40.466
95	9.783	1:42.080	95	13.067	1:42.422	95	16.104	1:42.268	95	18.512	1:41.932	9	10.602	1:40.434
44	12.806	1:41.974	44	15.806	1:42.138	44	19.343	1:42.768	44	21.670	1:41.851	95	19.351	1:42.338
96	12.839	1:43.741	96	17.881	1:44.180	96	22.879	1:44.229	96	27.604	1:44.249	44	21.814	1:41.643
43	15.402	1:45.467	43	21.213	1:44.949	43	30.315	1:48.333	43	35.697	1:44.906	96	30.105	1:44.000
98	19.384	1:44.808	98	25.414	1:45.168	68	30.587	1:44.105	68	36.002	1:44.939	68	39.363	1:44.860
68	20.691	1:43.851	68	25.713	1:44.160	98	32.077	1:45.894	53	37.919	1:44.511	43	40.483	1:46.285
53	21.663	1:44.673	53	27.514	1:44.989	53	32.932	1:44.649	98	39.035	1:46.482	53	40.635	1:44.215
69	23.240	1:46.312	69	29.030	1:44.928	69	34.600	1:44.801	69	39.560	1:44.484	98	42.474	1:44.938
52	24.019	1:45.170	80	29.518	1:44.454	80	34.916	1:44.629	80	40.326	1:44.934	69	43.762	1:45.701
80	24.202	1:44.549	52	31.252	1:46.371	52	39.621	1:47.600	52	45.810	1:45.713	80	44.060	1:45.233
90	25.257	1:44.998	90	31.801	1:45.682	90	40.725	1:48.155	90	46.578	1:45.377	52	49.669	1:45.358
35	4 LAPS	7:17.005P	47	38.947	1:45.921	47	46.455	1:46.739	47	53.615	1:46.684	90	50.221	1:45.142
65	31.831	1:49.672	65	40.411	1:47.718	65	48.169	1:46.989	65	55.731	1:47.086	47	57.867	1:45.751
47	32.164	1:48.887	36	42.237	1:48.201	36	50.512	1:47.506	36	58.280	1:47.292	65	1:01.708	1:47.476
36	33.174	1:51.641	70	43.670	1:49.370	70	52.851	1:48.412	70	1:03.356	1:50.029	36	1:03.986	1:47.205
70	33.438	1:49.089	41	1 LAP	1:53.410	41	1 LAP	1:53.514	41	1 LAP	1:53.184	70	1:10.044	1:48.187
41	1 LAP	1:53.711	35	4 LAPS	2:06.550	78	1:17.476	1:50.087	78	1:28.425	1:50.473	41	1 LAP	1:52.886
51	10 LAPS	20:36.649P	78	1:06.620	1:49.454	35	4 LAPS	2:00.070	35	4 LAPS	1:57.006	78	1:35.953	1:49.027
78	56.304	1:51.004	75	1:28.196	1:51.432	75	1:39.219	1:50.254						
75	1:15.902	1:51.369	51	10 LAPS	2:17.387									

# Production S1 2005

## RACE CLASSIFICATION - RACE 3 - LAP CHART

(contd.)

Lap 16			Lap 17			Lap 18			Lap 19			Lap 20		
No	Behind	Laptime	No	Behind	Laptime	No	Behind	Laptime	No	Behind	Laptime	No	Behind	Laptime
30		1:41.028	37		1:41.043	9		1:43.537	9		1:41.579	37		1:41.959
37	0.813	1:41.446	30	0.720	1:42.576	30	0.370	1:44.459	30	0.410	1:41.619	9	0.716	1:43.168
9	2.445	1:41.571	9	1.272	1:40.683	37	1.219	1:46.028	37	0.493	1:40.853	30	1.000	1:43.042
35	5 LAPS	2:00.380	95	12.925	1:43.414	41	2 LAPS	1:54.850	78	1 LAP	1:49.655	44	12.128	1:42.496
75	1 LAP	1:52.134	44	14.149	1:41.950	78	1 LAP	1:53.210	44	12.084	1:42.086	95	12.500	1:42.329
95	11.367	1:41.744	75	1 LAP	1:53.455	44	11.577	1:42.237	95	12.623	1:42.150	78	1 LAP	1:49.789
44	14.055	1:41.969	35	5 LAPS	1:58.087	95	12.052	1:43.936	41	2 LAPS	1:54.017	51	16 LAPS	6:20.117P
96	24.425	1:44.048	96	26.566	1:43.997	96	26.435	1:44.678	96	29.528	1:44.672	41	2 LAPS	1:53.542
68	33.289	1:43.654	68	34.981	1:43.548	75	1 LAP	1:50.504	80	3 LAPS	6:45.070P	96	31.835	1:44.759
53	35.067	1:44.160	53	37.398	1:44.187	68	34.003	1:43.831	75	1 LAP	1:48.525	68	37.686	1:43.965
43	36.070	1:45.315	43	38.418	1:44.204	35	5 LAPS	1:58.534	68	36.173	1:43.749	75	1 LAP	1:50.914
98	37.642	1:44.896	98	40.637	1:44.851	43	39.154	1:45.545	43	43.518	1:45.943	43	46.618	1:45.552
69	39.933	1:45.899	69	43.103	1:45.026	98	40.517	1:44.689	98	44.618	1:45.680	98	47.536	1:45.370
52	45.585	1:45.644	52	49.105	1:45.376	69	44.655	1:46.361	69	49.678	1:46.602	69	53.986	1:46.760
90	46.336	1:45.843	90	49.914	1:45.434	52	50.359	1:46.063	35	5 LAPS	1:59.644	52	59.297	1:47.018
47	53.999	1:45.860	47	58.509	1:46.366	90	50.722	1:45.617	52	54.731	1:45.951	80	3 LAPS	2:10.943
51	13 LAPS	6:17.573P	65	1:04.877	1:46.791	47	59.694	1:45.994	90	55.145	1:46.002	90	1:00.123	1:47.430
65	59.942	1:47.962	36	1:07.839	1:47.783	65	1:07.348	1:47.280	47	1:05.102	1:46.987	47	1:09.207	1:46.557
36	1:01.912	1:47.654	70	1:12.868	1:47.450	36	1:10.777	1:47.747	65	1:12.721	1:46.952	65	1:18.703	1:48.434
70	1:07.274	1:46.958				70	1:14.218	1:46.159	36	1:16.815	1:47.617	36	1:21.683	1:47.320
41	1 LAP	1:53.084							70	1:19.103	1:46.464	70	1:23.667	1:47.016
78	1:37.394	1:51.169												

**Production S1 2005**  
**RACE CLASSIFICATION - RACE 3 - LAP CHART**  
 (contd.)

Lap 21			Lap 22			Lap 23			Lap 24			Lap 25		
No	Behind	Laptime	No	Behind	Laptime	No	Behind	Laptime	No	Behind	Laptime	No	Behind	Laptime
37		1:40.744	37		1:41.387	37		1:40.502	37		1:40.672	37		1:40.577
9	0.818	1:40.846	9	0.758	1:41.327	9	0.942	1:40.686	44	1 LAP	3:07.373P	9	4.081	1:42.233
30	1.550	1:41.294	30	1.377	1:41.214	30	2.055	1:41.180	53	4 LAPS	1:47.047	30	4.802	1:41.831
44	13.498	1:42.114	44	14.669	1:42.558	95	18.133	1:43.427	80	4 LAPS	1:54.601	53	4 LAPS	1:45.603
95	13.840	1:42.084	95	15.208	1:42.755	96	44.128	1:45.033	9	2.425	1:42.155	36	1 LAP	1:48.468
78	1 LAP	1:49.828	41	3 LAPS	3:30.110P	78	1 LAP	1:49.032	36	1 LAP	1:49.733	44	1 LAP	1:51.547
96	36.340	1:45.249	78	1 LAP	1:49.656	68	46.352	1:44.144	30	3.548	1:42.165	70	1 LAP	1:49.878
35	6 LAPS	3:06.807P	96	39.597	1:44.644	41	3 LAPS	2:02.005	65	1 LAP	1:52.953	65	1 LAP	1:52.362
68	41.463	1:44.521	68	42.710	1:42.634	43	1:01.751	1:45.114	70	1 LAP	1:49.282	80	4 LAPS	1:57.222
43	52.624	1:46.750	43	57.139	1:45.902	98	1:02.551	1:45.138	77	21 LAPS	1:55.341	77	21 LAPS	1:52.262
75	1 LAP	1:50.002	98	57.915	1:45.958	69	1:11.607	1:46.351	95	20.429	1:42.968	95	22.752	1:42.900
98	53.344	1:46.552	75	1 LAP	1:50.474	75	1 LAP	1:50.547	96	48.178	1:44.722	96	53.627	1:46.026
51	16 LAPS	2:14.220	69	1:05.758	1:47.179	90	1:14.152	1:44.982	68	48.731	1:43.051	78	1 LAP	1:49.590
69	59.966	1:46.724	90	1:09.672	1:46.407	52	1:14.549	1:44.854	78	1 LAP	1:49.633	43	1:12.632	1:45.895
52	1:04.107	1:45.554	52	1:10.197	1:47.477	47	1:27.428	1:46.931	43	1:07.314	1:46.235	98	1:13.450	1:45.760
90	1:04.652	1:45.273	47	1:20.999	1:46.972				98	1:08.267	1:46.388	41	3 LAPS	1:50.844
47	1:15.414	1:46.951	80	3 LAPS	1:54.070				41	3 LAPS	1:53.427	69	1:23.782	1:46.909
80	3 LAPS	1:56.784	65	1:33.443	1:49.403				69	1:17.450	1:46.515	90	1:24.093	1:46.052
77	20 LAPS	3:05.544	36	1:34.078	1:47.717				90	1:18.618	1:45.138	52	1:24.305	1:45.823
53	3 LAPS	7:34.180P	77	20 LAPS	1:57.307				52	1:19.059	1:45.182			
65	1:25.427	1:47.468	53	3 LAPS	1:54.032				47	1:33.451	1:46.695			
36	1:27.748	1:46.809	70	1:38.124	1:48.433									
70	1:31.078	1:48.155												

# Production S1 2005

## RACE CLASSIFICATION - RACE 3 - LAP CHART

(contd.)

Lap 26			Lap 27			Lap 28			Lap 29			Lap 30		
No	Behind	Laptime	No	Behind	Laptime	No	Behind	Laptime	No	Behind	Laptime	No	Behind	Laptime
37		1:40.750	37		1:41.444	9		1:40.907	9		1:41.938	9		1:42.238
9	4.273	1:40.942	9	3.894	1:41.065	30	1.314	1:41.093	30	0.666	1:41.290	52	1 LAP	1:49.218
30	5.208	1:41.156	30	5.022	1:41.258	43	2 LAPS	3:57.394P	41	4 LAPS	1:51.713	69	1 LAP	1:48.394
53	4 LAPS	1:44.922	53	4 LAPS	1:46.032	75	5 LAPS	7:22.772P	43	2 LAPS	1:50.229	43	2 LAPS	1:43.318
44	1 LAP	1:44.208	44	1 LAP	1:43.362	53	4 LAPS	1:44.812	44	1 LAP	1:42.460	41	4 LAPS	1:51.360
36	1 LAP	1:47.189	36	1 LAP	1:47.571	44	1 LAP	1:42.604	70	2 LAPS	3:11.392P	44	1 LAP	1:42.350
65	1 LAP	1:46.037	95	26.561	1:43.352	36	1 LAP	1:47.869	53	4 LAPS	1:45.559	36	1 LAP	1:49.265
95	24.653	1:42.651	65	1 LAP	1:51.134	65	1 LAP	1:50.929	75	5 LAPS	2:04.342	70	2 LAPS	2:06.006
70	1 LAP	1:50.202	70	1 LAP	1:48.932	77	21 LAPS	1:51.091	36	1 LAP	1:48.578	75	5 LAPS	1:55.723
77	21 LAPS	1:51.781	77	21 LAPS	1:50.657	80	4 LAPS	1:52.092	80	4 LAPS	1:51.780	32	25 LAPS	1:43.086
80	4 LAPS	1:53.552	80	4 LAPS	1:52.392	96	1:00.952	1:44.689	32	25 LAPS	1:43.055	96	1:06.218	1:44.867
32	25 LAPS	46:05.414	96	1:01.064	1:45.076	32	25 LAPS	1:44.615	96	1:03.589	1:44.575	77	22 LAPS	3:43.961P
96	57.432	1:44.555	32	25 LAPS	1:48.621	68	1 LAP	1:46.283	78	2 LAPS	3:19.467P	80	4 LAPS	1:52.675
68	1 LAP	3:31.427P	68	1 LAP	1:53.854	37	1:20.409	3:05.210P	68	1 LAP	1:45.420	68	1 LAP	1:45.431
51	20 LAPS	8:25.843P	78	1 LAP	1:48.702	98	1:26.920	1:47.036	37	1:28.073	1:49.602	30	1:26.765	3:08.337P
78	1 LAP	1:49.259	98	1:24.685	1:46.223	90	1:34.781	1:45.247	98	1:32.136	1:47.154	37	1:29.654	1:43.819
98	1:19.906	1:47.206	90	1:34.335	1:46.125	52	1:35.077	1:44.981	90	1:37.831	1:44.988	98	1:37.795	1:47.897
47	1 LAP	3:09.862P	52	1:34.897	1:45.493	47	1 LAP	1:44.170	47	1 LAP	1:45.580	78	2 LAPS	2:10.942
90	1:29.654	1:46.311	47	1 LAP	1:55.665	69	1:37.997	1:45.635	95	1 LAP	4:41.813P	47	1 LAP	1:43.852
69	1:30.829	1:47.797	69	1:37.163	1:47.778							90	1:41.534	1:45.941
52	1:30.848	1:47.293	41	3 LAPS	1:49.959									
41	3 LAPS	1:52.807	51	20 LAPS	2:20.951									

# Production S1 2005

## RACE CLASSIFICATION - RACE 3 - LAP CHART

(contd.)

Lap 31			Lap 32			Lap 33			Lap 34			Lap 35		
No	Behind	Laptime	No	Behind	Laptime	No	Behind	Laptime	No	Behind	Laptime	No	Behind	Laptime
9		1:42.668	9		3:39.712P	9		2:02.723	30		1:41.821	30		1:41.374
52	1 LAP	1:48.125	77	22 LAPS	2:00.710	30	0.552	1:55.283	37	1.975	1:43.721	37	0.918	1:40.317
69	1 LAP	1:46.256	37	7.444	1:56.109	37	0.627	1:55.906	47	1 LAP	1:45.137	47	1 LAP	1:44.369
95	2 LAPS	1:55.876	30	7.992	1:55.656	98	1.369	1:55.701	9	5.117	1:47.490	9	10.937	1:47.194
43	2 LAPS	1:43.466	98	8.391	1:55.715	47	1 LAP	1:55.647	98	6.423	1:47.427	98	12.211	1:47.162
44	1 LAP	1:41.802	47	1 LAP	1:52.781	78	2 LAPS	1:57.278	77	22 LAPS	1:55.294	77	22 LAPS	1:51.916
65	3 LAPS	4:49.646P	90	9.041	1:49.753	69	1 LAP	2:05.271	69	1 LAP	1:50.151	69	1 LAP	1:45.968
41	4 LAPS	1:50.389	69	1 LAP	3:45.489P	36	1 LAP	2:11.082	78	2 LAPS	1:56.062	78	2 LAPS	1:55.714
36	1 LAP	1:48.508	36	1 LAP	3:08.050P	53	5 LAPS	1:58.979	36	1 LAP	1:55.395	44	44.522	1:41.810
70	2 LAPS	1:48.926	78	2 LAPS	1:57.382	44	44.739	1:42.663	90	1 LAP	4:13.209P	43	1 LAP	1:42.004
75	5 LAPS	1:53.448	53	5 LAPS	2:38.003	43	1 LAP	1:43.101	44	44.086	1:41.720	36	1 LAP	1:53.405
32	25 LAPS	1:51.615	95	1 LAP	2:25.739	95	1 LAP	1:47.496	43	1 LAP	1:42.324	95	1 LAP	1:46.754
80	4 LAPS	1:52.478	43	1 LAP	2:25.171	70	1 LAP	1:47.959	53	5 LAPS	1:56.138	90	1 LAP	2:07.122
68	1 LAP	1:59.496	44	1:04.799	2:24.670	65	2 LAPS	1:49.231	95	1 LAP	1:47.998	70	1 LAP	1:48.079
77	22 LAPS	2:19.332	41	3 LAPS	2:25.051	41	3 LAPS	1:51.336	70	1 LAP	1:47.644	65	2 LAPS	1:48.100
53	5 LAPS	4:51.455P	65	2 LAPS	2:20.207	96	57.531	1:49.856	65	2 LAPS	1:47.004	53	5 LAPS	1:56.326
37	1:51.047	2:04.061	70	1 LAP	2:10.845	75	4 LAPS	1:53.000	41	3 LAPS	1:49.237	41	3 LAPS	1:49.294
30	1:52.048	2:07.951	75	4 LAPS	2:04.208	32	24 LAPS	1:43.501	96	1:04.530	1:49.372	96	1:11.691	1:48.535
98	1:52.388	1:57.261	96	1:10.398	2:06.810	68	1:27.028	1:45.860	75	4 LAPS	1:50.343	80	5 LAPS	4:56.260P
47	1 LAP	1:57.409	32	24 LAPS	1:58.060	52	1:37.035	1:46.692	32	24 LAPS	1:42.026	75	4 LAPS	1:50.568
90	1:59.000	2:00.134	80	3 LAPS	1:59.049				68	1:29.751	1:45.096	32	24 LAPS	1:41.296
78	2 LAPS	2:03.657	68	1:43.891	1:57.886				52	1:41.253	1:46.591	68	1:33.014	1:44.637
95	1 LAP	2:05.815	52	1:53.066	1:56.204									
43	1 LAP	2:06.001	77	21 LAPS	1:57.281									
44	2:19.841	2:05.056												
41	3 LAPS	1:58.860												
65	2 LAPS	2:04.978												
70	1 LAP	1:48.521												
96	2:43.300	3:19.750P												
75	4 LAPS	1:52.182												
32	24 LAPS	2:11.383												
80	3 LAPS	2:04.711												
68	3:25.717	1:49.491												
52	3:36.574	3:30.998P												

# Production S1 2005

## RACE CLASSIFICATION - RACE 3 - LAP CHART

(contd.)

Lap 36			Lap 37			Lap 38			Lap 39			Lap 40		
No	Behind	Laptime	No	Behind	Laptime	No	Behind	Laptime	No	Behind	Laptime	No	Behind	Laptime
30		1:40.956	98		1:47.613	98		1:46.103	9		2:27.576	9		2:23.515
37	0.192	1:40.230	9	1.376	1:49.707	9	4.077	1:48.804	69	1 LAP	2:17.310	69	1 LAP	2:22.232
52	1 LAP	1:47.259	69	1 LAP	1:51.053	69	1 LAP	1:47.323	44	3.806	2:13.599	44	1.776	2:21.485
47	1 LAP	1:43.674	77	22 LAPS	1:59.401	44	21.860	1:42.571	43	1 LAP	2:13.326	43	1 LAP	2:21.332
9	18.058	1:48.077	44	25.392	1:46.906	43	1 LAP	1:42.129	77	22 LAPS	2:09.162	77	22 LAPS	2:16.361
98	18.776	1:47.521	43	1 LAP	1:46.644	77	22 LAPS	1:55.322	95	1 LAP	1:56.654	95	1 LAP	2:16.014
69	1 LAP	1:45.827	95	1 LAP	1:46.697	95	1 LAP	1:48.558	75	5 LAPS	3:20.399P	75	5 LAPS	2:20.105
77	22 LAPS	1:51.180	78	2 LAPS	1:55.788	78	2 LAPS	1:54.884	78	2 LAPS	2:04.977	78	2 LAPS	2:07.996
44	44.875	1:41.309	36	1 LAP	1:54.087	65	2 LAPS	1:49.739	65	2 LAPS	2:04.875	65	2 LAPS	2:07.971
43	1 LAP	1:41.712	70	1 LAP	1:47.497	70	1 LAP	1:50.639	70	1 LAP	2:05.149	70	1 LAP	2:07.893
78	2 LAPS	1:56.333	65	2 LAPS	1:47.189	36	1 LAP	1:55.262	36	1 LAP	2:04.806	36	1 LAP	2:07.701
36	1 LAP	1:53.871	90	1 LAP	1:52.023	32	24 LAPS	1:53.621	32	24 LAPS	2:04.297	32	24 LAPS	1:57.862
95	1 LAP	1:45.542	32	24 LAPS	1:44.059	90	1 LAP	1:54.478	90	1 LAP	2:04.069	90	1 LAP	1:57.652
70	1 LAP	1:47.505	96	1:03.699	1:50.111	96	1:09.867	1:52.271	96	41.487	2:03.273	96	15.368	1:57.396
65	2 LAPS	1:47.834	41	3 LAPS	1:52.862	41	3 LAPS	1:51.062	41	3 LAPS	2:03.408	41	3 LAPS	1:56.816
90	1 LAP	1:52.671	53	5 LAPS	1:54.376	53	5 LAPS	1:52.648	53	5 LAPS	2:01.946	53	5 LAPS	1:56.653
53	5 LAPS	1:51.800	37	1:10.674	3:16.871P	68	1:18.011	1:48.672	68	43.881	1:57.523	68	16.923	1:56.557
41	3 LAPS	1:51.098	75	4 LAPS	1:51.573	37	1:18.498	1:53.927	37	45.815	1:58.970	37	17.247	1:54.947
96	1:19.977	1:49.242	68	1:15.442	1:45.406	80	5 LAPS	1:50.389	80	5 LAPS	1:53.580	80	5 LAPS	1:54.847
32	24 LAPS	1:41.431	80	5 LAPS	1:51.343	47	1:31.625	1:44.774	47	47.191	1:47.219	47	18.282	1:54.606
75	4 LAPS	1:51.374	47	1:32.954	1:44.776	52	1:38.003	1:49.451	52	55.629	1:49.279	52	20.557	1:48.443
80	5 LAPS	2:03.186	52	1:34.655	1:47.668				98	1:18.512	3:50.165P	98	1:02.236	2:07.239
68	1:36.425	1:44.367												
52	1:53.376	1:47.194												
47	1:54.567	1:44.524												

# Production S1 2005

## RACE CLASSIFICATION - RACE 3 - LAP CHART

(contd.)

Lap 41			Lap 42			Lap 43			Lap 44			Lap 45		
No	Behind	Laptime	No	Behind	Laptime	No	Behind	Laptime	No	Behind	Laptime	No	Behind	Laptime
44		1:42.474	44		1:41.800	44		1:41.864	44		1:42.176	44		1:41.929
43	1 LAP	1:42.937	43	1 LAP	1:42.082	43	1 LAP	1:42.588	43	1 LAP	1:42.333	43	1 LAP	1:41.511
9	3.235	1:47.485	95	1 LAP	1:43.713	95	1 LAP	1:45.003	95	1 LAP	1:43.706	95	1 LAP	1:44.172
69	1 LAP	1:46.206	9	9.371	1:47.936	69	1 LAP	1:46.753	37	16.720	1:41.341	37	15.338	1:40.547
95	1 LAP	1:44.253	69	1 LAP	1:47.860	9	15.835	1:48.328	69	1 LAP	1:46.599	69	1 LAP	1:45.812
77	22 LAPS	1:50.586	32	24 LAPS	1:42.836	37	17.555	1:40.687	32	25 LAPS	3:26.570P	9	28.145	1:48.929
32	24 LAPS	1:46.060	37	18.732	1:40.873	47	27.640	1:44.802	9	21.145	1:47.486	47	31.813	1:44.109
37	19.659	1:46.662	65	2 LAPS	1:45.568	65	2 LAPS	1:46.452	47	29.633	1:44.169	68	32.107	1:44.090
65	2 LAPS	1:51.000	68	24.517	1:45.223	68	28.448	1:45.795	68	29.946	1:43.674	65	2 LAPS	1:44.213
68	21.094	1:48.421	47	24.702	1:44.668	80	5 LAPS	1:47.365	65	2 LAPS	1:45.079	32	25 LAPS	1:59.870
47	21.834	1:47.802	80	5 LAPS	1:46.832	70	1 LAP	1:49.087	80	5 LAPS	1:47.431	80	5 LAPS	1:46.236
70	1 LAP	1:52.308	70	1 LAP	1:50.125	90	1 LAP	1:49.723	70	1 LAP	1:49.369	70	1 LAP	1:49.464
80	5 LAPS	1:50.522	90	1 LAP	1:49.957	96	42.753	1:47.508	96	47.721	1:47.144	96	52.614	1:46.822
90	1 LAP	1:55.389	53	5 LAPS	1:48.858	52	43.382	1:47.944	53	5 LAPS	1:46.684	52	56.465	1:48.543
78	2 LAPS	1:58.434	96	37.109	1:50.843	53	5 LAPS	1:50.419	52	49.851	1:48.645	90	1 LAP	1:50.261
36	1 LAP	1:57.605	52	37.302	1:49.799	78	2 LAPS	1:52.840	90	1 LAP	1:50.654	41	3 LAPS	1:50.274
53	5 LAPS	1:55.764	78	2 LAPS	1:54.462	41	3 LAPS	1:51.909	41	3 LAPS	1:49.132	30	5 LAPS	1:41.206
96	28.066	1:56.948	36	1 LAP	1:54.894	36	1 LAP	1:53.004	78	2 LAPS	1:53.653	78	2 LAPS	1:52.748
52	29.303	1:52.996	41	3 LAPS	1:50.380	30	5 LAPS	1:55.159	36	1 LAP	1:53.254	36	1 LAP	1:52.754
41	3 LAPS	2:00.601	75	5 LAPS	1:59.674	75	5 LAPS	2:00.007	30	5 LAPS	1:42.114			
75	5 LAPS	2:04.893	30	5 LAPS	13:08.296P	98	1:27.429	1:50.040	75	5 LAPS	2:00.336			
98	1:10.164	1:52.178	98	1:19.253	1:50.889				98	1:34.619	1:49.366			

**Production S1 2005**  
**RACE CLASSIFICATION - RACE 3 - LAP CHART**  
 (contd.)

Lap 46			Lap 47			Lap 48			Lap 49			Lap 50		
No	Behind	Laptime	No	Behind	Laptime	No	Behind	Laptime	No	Behind	Laptime	No	Behind	Laptime
44		1:43.068	44		1:42.220	44		1:42.262	44		1:41.988	44		1:42.176
43	1 LAP	1:42.715	43	1 LAP	1:42.177	43	1 LAP	1:42.228	43	1 LAP	1:42.262	43	1 LAP	1:43.735
75	6 LAPS	2:00.169	98	1 LAP	1:50.826	37	13.284	1:41.434	37	12.006	1:40.710	36	2 LAPS	1:51.268
98	1 LAP	1:52.860	37	14.112	1:41.407	95	1 LAP	1:44.005	95	1 LAP	1:43.855	37	9.818	1:39.988
37	14.925	1:42.655	95	1 LAP	1:43.758	98	1 LAP	1:50.319	69	1 LAP	1:47.269	78	3 LAPS	1:53.096
95	1 LAP	1:44.617	75	6 LAPS	1:59.058	69	1 LAP	1:45.655	47	41.103	1:44.686	95	1 LAP	1:44.132
69	1 LAP	1:46.432	69	1 LAP	1:46.071	75	6 LAPS	1:56.945	68	41.434	1:43.585	69	1 LAP	1:45.385
47	34.723	1:45.978	47	36.671	1:44.168	47	38.405	1:43.996	65	2 LAPS	1:46.984	47	43.350	1:44.423
9	35.531	1:50.454	65	2 LAPS	1:45.377	68	39.837	1:42.861	32	25 LAPS	1:45.136	68	43.705	1:44.447
65	2 LAPS	1:45.197	68	39.238	1:45.476	65	2 LAPS	1:45.641	75	6 LAPS	1:57.302	65	2 LAPS	1:44.057
68	35.982	1:46.943	9	42.521	1:49.210	32	25 LAPS	1:43.952	98	1 LAP	2:13.939	32	25 LAPS	1:43.588
32	25 LAPS	1:46.282	32	25 LAPS	1:44.419	9	48.918	1:48.659	9	55.892	1:48.962	98	1 LAP	1:51.020
80	5 LAPS	1:46.300	80	5 LAPS	1:48.845	30	5 LAPS	1:41.671	30	5 LAPS	1:41.262	75	6 LAPS	1:54.520
96	58.815	1:49.269	96	1:03.680	1:47.085	80	5 LAPS	1:53.569	96	1:12.907	1:46.447	9	1:02.605	1:48.889
70	1 LAP	1:50.275	30	5 LAPS	1:42.598	96	1:08.448	1:47.030	70	1 LAP	1:48.925	80	6 LAPS	3:22.336P
52	1:02.054	1:48.657	70	1 LAP	1:48.834	70	1 LAP	1:49.532	52	1:20.739	1:48.482	30	5 LAPS	1:41.571
90	1 LAP	1:49.367	52	1:08.222	1:48.388	52	1:14.245	1:48.285	90	1 LAP	1:48.995	96	1:16.999	1:46.268
30	5 LAPS	1:41.776	90	1 LAP	1:49.970	90	1 LAP	1:48.684	41	3 LAPS	1:49.803	52	1:27.652	1:49.089
41	3 LAPS	1:50.021	41	3 LAPS	1:49.522	41	3 LAPS	1:49.721				70	1 LAP	1:50.227
78	2 LAPS	1:51.781	78	2 LAPS	1:51.644	78	2 LAPS	1:52.249				90	1 LAP	1:49.267
36	1 LAP	1:51.662	36	1 LAP	1:51.741	36	1 LAP	1:51.886						


**Production S1 2005**  
**RACE CLASSIFICATION - RACE 3 - LAP CHART**  
 (contd.)

Lap 51			Lap 52			Lap 53			Lap 54			Lap 55		
No	Behind	Laptime	No	Behind	Laptime	No	Behind	Laptime	No	Behind	Laptime	No	Behind	Laptime
44		1:42.795	44		1:42.224	44		1:42.228	44		1:44.368	37		1:42.795
41	4 LAPS	1:51.725	43	1 LAP	1:42.227	37	3.980	1:40.715	37	1.180	1:41.568	44	0.042	1:44.017
43	1 LAP	1:42.845	37	5.493	1:39.543	90	2 LAPS	1:49.997	52	1 LAP	1:50.866	75	7 LAPS	1:55.998
37	8.174	1:41.151	41	4 LAPS	1:50.629	41	4 LAPS	1:50.100	70	2 LAPS	1:50.651	52	1 LAP	1:50.016
36	2 LAPS	1:50.951	95	1 LAP	1:44.358	95	1 LAP	1:44.624	90	2 LAPS	1:50.953	70	2 LAPS	1:51.677
78	3 LAPS	1:50.371	36	2 LAPS	1:50.910	36	2 LAPS	1:51.169	41	4 LAPS	1:49.926	90	2 LAPS	1:50.652
95	1 LAP	1:43.544	78	3 LAPS	1:50.760	78	3 LAPS	1:50.785	95	1 LAP	1:43.878	95	1 LAP	1:43.937
47	45.591	1:45.036	47	47.402	1:44.035	47	49.388	1:44.214	36	2 LAPS	1:50.876	36	2 LAPS	1:54.154
68	46.074	1:45.164	68	47.744	1:43.894	68	49.667	1:44.151	47	50.007	1:44.987	68	53.627	1:47.198
69	1 LAP	1:48.633	32	25 LAPS	1:42.575	32	25 LAPS	1:43.478	68	50.404	1:45.105	47	54.352	1:48.320
65	2 LAPS	1:44.162	69	1 LAP	1:46.605	65	2 LAPS	1:44.883	32	25 LAPS	1:42.796	32	25 LAPS	1:47.734
32	25 LAPS	1:43.664	65	2 LAPS	1:44.131	69	1 LAP	1:49.703	65	2 LAPS	1:45.141	65	2 LAPS	1:44.547
30	5 LAPS	1:42.748	30	5 LAPS	1:41.983	30	5 LAPS	1:42.308	30	5 LAPS	1:43.045	30	5 LAPS	1:47.049
98	1 LAP	1:50.909	9	1:15.810	1:48.653	9	1:24.495	1:50.913	69	1 LAP	1:47.913	69	1 LAP	1:49.376
9	1:09.381	1:49.571	98	1 LAP	1:52.153	98	1 LAP	1:50.542	9	1:31.711	1:51.584	9	1:41.392	1:53.656
75	6 LAPS	1:55.210	96	1:26.020	1:47.871	96	1:29.910	1:46.118	96	1:32.784	1:47.242	96	1:42.670	1:53.861
96	1:20.373	1:46.169	75	6 LAPS	1:55.024	75	6 LAPS	1:55.244	98	1 LAP	1:52.503	98	1 LAP	1:53.766
52	1:33.895	1:49.038	52	1:40.899	1:49.228									
70	1 LAP	1:49.462	70	1 LAP	1:48.767									
90	1 LAP	1:49.092												

Weather / Track : Overcast / Dry

Brands Hatch  
 Circuit Length = 2.6082 miles.  
 Start: 16:49 End: 18:28

**Production S1 2005  
GRID - RACE 7**

ROW 15	38 Frick/Flatt	44 Demetriou/Nicolas
ROW 14	72 Parsons/Watson	84 Simmonds/Griffins
ROW 13	42 MacHitski/Graves/Lemmer	51 Woods/Campbell
ROW 12	6 Griffin/Simmonds	35 Bate
ROW 11	32 McInerney/McInerney	77 Bowden/Bowden/Elliott
ROW 10	80 Smith/Bishop	53 Wells/Geoge
ROW 9	30 Lemmer/Graves	75 Hands/Frick
ROW 8	78 Clynes/Fletcher	41 Fen/Walewska
ROW 7	65 Thomas/Giovannini	43 Wilson/Lockie
ROW 6	90 Leggate/White	36 Mercer/Bennett-Baggs
ROW 5	98 Mildenhall/Guglielimi	70 Skelton/Forster
ROW 4	95 Clarke/Povey	69 Kraemer
ROW 3	96 Firman/Ticehurst	52 J. Ridley Holloway/Mason
ROW 2	47 Lawson/Wilds	9 Symons/D'Cruze/Back
ROW 1	37 Stephens/Smith	68 Reynolds/Thorpe
<b>POLE</b>		
		

**Weather / Track : Overcast / Dry**

**These results are provisional until the conclusion of any judicial and technical matters.**

Brands Hatch

Circuit Length = 2.6082 miles.

Start: 16:49 End: 18:28

Clerk Of Course:

Stewards:

Timekeeper:

# Production S1 2005

## RACE CLASSIFICATION - RACE 7 - 1 HOUR

POS	NO	CL	NAME	CAR	TIME	LAPS	GAP	MPH	BEST
1	32	B	McInerney/McInerney	Honda Integra	1:00:20.961	35		90.77	1:41.279
2	95	A	Clarke/Povey	BMW M3	1:00:43.701	35	22.740	90.21	1:42.415
3	30	B	Lemmer/Graves	Spoon Honda Civic	1:01:42.335	35	1:21.374	88.78	1:40.874
4	65	C	Thomas/Giovannini	Honda Integra R	59:51.808	34	1 LAP	88.90	1:44.048
5	44	B	Demetriou/Nicolas	Honda Integra R	1:00:25.137	34	1 LAP	88.08	1:42.084
6	68	B	Reynolds/Thorpe	Honda Integra R	1:01:00.323	34	1 LAP	87.23	1:42.973
7	96	C	Firman/Ticehurst	Mazda RX8	1:01:24.375	34	1 LAP	86.66	1:43.516
8	43	B	Wilson/Lockie	BMW E46 320i	1:01:36.032	34	1 LAP	86.39	1:42.330
9	7	A	Symonds/D'Cruz	BMW M3 E36	1:00:21.797	33	2 LAPS	85.57	1:43.064
10	47	B	Lawson/Wilds	BMW E46 320i	1:00:30.531	33	2 LAPS	85.36	1:44.530
11	90	D	Leggate/White	MG ZR	1:00:53.938	33	2 LAPS	84.81	1:44.372
12	36	D	Mercer/Bennett-Baggs	MG ZR	1:01:03.126	33	2 LAPS	84.60	1:48.877
13	69	B	Kraemer	Ford Focus	1:01:15.416	33	2 LAPS	84.32	1:44.740
14	84	C	Simmonds/Griffin	Renault Clio	1:01:28.104	33	2 LAPS	84.03	1:43.627
15	78	C	Clynes/Fletcher	Ford Focus	1:01:07.944	32	3 LAPS	81.93	1:48.421
16	70	D	Skelton/Forster	Mini Cooper S Works	1:01:12.660	32	3 LAPS	81.83	1:48.814
17	75	C	Hands/Frick	Honda Civic R	1:01:37.591	32	3 LAPS	81.27	1:52.040
18	41	C	Fen/Walewska	Spoon Honda Accord	1:01:58.500	32	3 LAPS	80.82	1:47.476
19	38	B	Frick/Flatt	VW Beetle RSi	1:01:24.441	31	4 LAPS	79.02	1:50.311
20	98	C	Mildenhall/Guglielimi	Mazda RX8	46:33.029	26	9 LAPS	87.43	1:44.741
21	52	C	J. Ridley Holloway/Mason	Honda Civic Type R	1:00:47.683	25	10 LAPS	64.37	1:45.086
22	37	B	Stephens/Smith	BMW E30 M3	1:00:42.610	22	13 LAPS	56.72	1:40.500
23	9	A	Back	BMW M3 E36	39:23.738	18	17 LAPS	71.53	1:48.148
24	77	C	Bowden/Bowden/Elliott	Cavalier	31:58.359	11	24 LAPS	53.87	1:49.433
25	51	B	Woods/Campbell	Honda Civic Type R	56:32.592	3	32 LAPS	8.32	
26	80	C	Smith/Bishop	Alfa Romeo 156	3:22.484	1	34 LAPS	46.70	
27	35	B	Bate	Audi TT	3:54.147	1	34 LAPS	40.39	

### FASTEST LAP

37	B	Stephens/Smith	BMW E30 M3	1:40.500	14	93.42mph	150.35kph
95	A	Clarke/Povey	BMW M3	1:42.415	19	91.68mph	147.54kph
96	C	Firman/Ticehurst	Mazda RX8	1:43.516	26	90.70mph	145.97kph
90	D	Leggate/White	MG ZR	1:44.372	6	89.96mph	144.78kph

Weather / Track : Bright / Dry  
 These results are provisional until the conclusion of any judicial and technical matters.

Brands Hatch  
 Circuit Length = 2.6082 miles.  
 Start: 16:46 End: 17:46

Clerk Of Course:	Stewards:	Timekeeper:
------------------	-----------	-------------

# Production S1 2005

## RACE CLASSIFICATION - RACE 7

POS	NO	CL	NAME	CAR	TIME	LAPS	GAP	MPH	BEST
1	30	B	Lemmer/Graves	Spoon Honda Civic	1:40:45.419	58		90.09	1:40.448
2	44	B	Demetriou/Nicolas	Honda Integra R	1:41:59.758	58	1:14.339	89.00	1:42.084
3	95	A	Clarke/Povey	BMW M3	1:42:12.824	58	1:27.405	88.81	1:42.415
4	7	A	Symonds/D'Cruz	BMW M3 E36	1:44:02.885	58	3:17.466	87.24	1:39.450
5	43	B	Wilson/Lockie	BMW E46 320i	1:41:10.896	57	1 LAP	88.17	1:42.129
6	68	B	Reynolds/Thorpe	Honda Integra R	1:41:22.849	57	1 LAP	87.99	1:42.973
7	96	C	Firman/Ticehurst	Mazda RX8	1:41:40.052	57	1 LAP	87.74	1:43.516
8	47	B	Lawson/Wilds	BMW E46 320i	1:40:56.057	56	2 LAPS	86.83	1:44.309
9	65	C	Thomas/Giovannini	Honda Integra R	1:41:16.079	56	2 LAPS	86.54	1:44.048
10	84	C	Simmonds/Griffin	Renault Clio	1:41:53.633	56	2 LAPS	86.01	1:43.553
11	90	D	Leggate/White	MG ZR	1:41:14.836	55	3 LAPS	85.02	1:44.372
12	69	B	Kraemer	Ford Focus	1:43:19.442	55	3 LAPS	83.31	1:44.599
13	32	B	McInerney/McInerney	Honda Integra	1:34:56.203	54	4 LAPS	89.02	1:41.279
14	36	D	Mercer/Bennett-Baggs	MG ZR	1:40:50.535	54	4 LAPS	83.81	1:48.363
15	41	C	Fen/Walewska	Spoon Honda Accord	1:41:37.674	54	4 LAPS	83.16	1:46.965
16	78	C	Clynes/Fletcher	Ford Focus	1:41:59.878	54	4 LAPS	82.86	1:48.421
17	70	D	Skelton/Forster	Mini Cooper S Works	1:42:48.181	54	4 LAPS	82.21	1:48.814
18	75	C	Hands/Frick	Honda Civic R	1:42:40.893	52	6 LAPS	79.26	1:52.040
19	52	C	J. Ridley Holloway/Mason	Honda Civic Type R	1:41:22.758	47	11 LAPS	72.56	1:45.086

### NOT CLASSIFIED

37	B	Stephens/Smith	BMW E30 M3	1:42:00.596	45	N.C.F.	69.04	1:40.500
38	B	Frick/Flatt	VW Beetle RSi	1:20:37.163	41	D.N.F.	79.60	1:50.311
9	A	Back	BMW M3 E36	1:41:58.721	38	N.C.F.	58.32	1:47.689
98	C	Mildenhall/Guglielmi	Mazda RX8	46:33.029	26	D.N.F.	87.43	1:44.741
77	C	Bowden/Bowden/Elliott	Cavalier	31:58.359	11	D.N.F.	53.87	1:49.433
51	B	Woods/Campbell	Honda Civic Type R	1:35:04.432	6	D.N.F.	9.88	
80	C	Smith/Bishop	Alfa Romeo 156	3:22.484	1	D.N.F.	46.70	
35	B	Bate	Audi TT	3:54.147	1	D.N.F.	40.39	

### FASTEST LAP

7	A	Symonds/D'Cruz	BMW M3 E36	1:39.450	48	94.41mph	151.94kph
30	B	Lemmer/Graves	Spoon Honda Civic	1:40.448	40	93.47mph	150.43kph
96	C	Firman/Ticehurst	Mazda RX8	1:43.516	26	90.70mph	145.97kph
90	D	Leggate/White	MG ZR	1:44.372	6	89.96mph	144.78kph

Weather / Track : Sunny / Dry  
 These results are provisional until the conclusion of any judicial and technical matters.

Brands Hatch  
 Circuit Length = 2.6082 miles.  
 Start: 16:46 End: 18:26

Clerk Of Course:	Stewards:	Timekeeper:
------------------	-----------	-------------

**Production S1 2005**  
**RACE CLASSIFICATION - RACE 7 - LAP CHART**

Lap 1			Lap 2			Lap 3			Lap 4			Lap 5		
No	Behind	Laptime	No	Behind	Laptime	No	Behind	Laptime	No	Behind	Laptime	No	Behind	Laptime
95		1:45.022	95		1:44.558	95		1:43.898	95		1:43.940	30		1:42.961
68	1.590	1:46.612	68	2.147	1:45.115	30	3.261	1:41.665	30	0.524	1:41.203	95	0.030	1:43.515
96	5.155	1:50.177	30	5.494	1:43.517	68	4.121	1:45.872	68	4.372	1:44.191	68	4.238	1:43.351
30	6.535	1:51.557	32	8.098	1:44.980	32	7.885	1:43.685	32	6.488	1:42.543	32	5.393	1:42.390
47	6.785	1:51.807	96	8.415	1:47.818	96	10.281	1:45.764	96	11.538	1:45.197	37	11.548	1:42.698
32	7.676	1:52.698	47	10.681	1:48.454	37	13.735	1:44.481	37	12.335	1:42.540	96	13.835	1:45.782
52	9.269	1:54.291	43	12.530	1:46.557	47	15.083	1:48.300	44	14.996	1:43.401	44	13.929	1:42.418
98	9.791	1:54.813	37	13.152	1:45.380	43	15.288	1:46.656	47	17.885	1:46.742	65	19.994	1:45.542
43	10.531	1:55.553	65	15.837	1:48.324	44	15.535	1:43.315	65	17.937	1:45.729	43	21.266	1:46.216
69	11.370	1:56.392	52	16.024	1:51.313	65	16.148	1:44.209	43	18.535	1:47.187	47	22.710	1:48.310
65	12.071	1:57.093	44	16.118	1:46.155	69	20.199	1:46.461	41	1 LAP	3:08.176P	69	24.437	1:45.796
70	12.289	1:57.311	69	17.636	1:50.824	52	21.309	1:49.183	69	22.126	1:45.867	98	25.671	1:45.633
37	12.330	1:57.352	98	18.072	1:52.839	98	21.569	1:47.395	98	23.523	1:45.894	90	27.557	1:45.624
90	12.952	1:57.974	70	19.700	1:51.969	90	21.845	1:45.874	90	25.418	1:47.513	7	29.241	1:45.697
44	14.521	1:59.543	90	19.869	1:51.475	7	24.492	1:46.563	7	27.029	1:46.477	52	33.586	1:49.183
36	15.664	2:00.686	7	21.827	1:48.803	70	27.556	1:51.754	52	27.888	1:50.519	41	1 LAP	1:58.061
77	16.101	2:01.123	36	23.044	1:51.938	36	28.814	1:49.668	70	34.149	1:50.533	84	40.307	1:48.902
7	17.582	2:02.604	77	23.333	1:51.790	84	30.299	1:50.244	84	34.890	1:48.531	70	40.784	1:50.120
84	17.717	2:02.739	35	1 LAP	3:54.147P	77	30.843	1:51.408	36	34.912	1:50.038	36	42.677	1:51.250
78	17.774	2:02.796	84	23.953	1:50.794	78	31.787	1:50.114	77	37.918	1:51.015	77	45.692	1:51.259
9	22.745	2:07.767	78	25.571	1:52.355	9	35.557	1:50.097	78	39.185	1:51.338	78	46.954	1:51.254
41	23.071	2:08.093	9	29.358	1:51.171	38	49.223	1:54.363	9	40.540	1:48.923	9	46.958	1:49.903
38	25.958	2:10.980	38	38.758	1:57.358	75	51.810	1:56.027	38	1:00.385	1:55.102	38	1:10.063	1:53.163
75	26.785	2:11.807	41	39.137	2:00.624				75	1:03.698	1:55.828	75	1:15.194	1:54.981
80	1:37.462	3:22.484P	75	39.681	1:57.454									

# Production S1 2005

## RACE CLASSIFICATION - RACE 7 - LAP CHART

(contd.)

Lap 6			Lap 7			Lap 8			Lap 9			Lap 10		
No	Behind	Laptime	No	Behind	Laptime	No	Behind	Laptime	No	Behind	Laptime	No	Behind	Laptime
30		1:41.327	30		1:41.564	30		1:42.276	30		1:42.177	30		1:41.016
95	2.204	1:43.501	95	3.896	1:43.256	75	1 LAP	1:56.265	38	1 LAP	1:52.870	32	10.182	1:42.676
68	5.894	1:42.983	32	7.701	1:42.689	95	6.349	1:44.729	32	8.522	1:43.048	37	10.509	1:42.413
32	6.576	1:42.510	68	8.461	1:44.131	32	7.651	1:42.226	95	8.562	1:44.390	95	12.258	1:44.712
37	11.516	1:41.295	37	11.101	1:41.149	68	9.158	1:42.973	37	9.112	1:41.200	68	13.016	1:43.215
44	16.330	1:43.728	44	18.068	1:43.302	37	10.089	1:41.264	68	10.817	1:43.836	38	1 LAP	1:54.539
96	17.351	1:44.843	96	19.911	1:44.124	44	18.908	1:43.116	75	1 LAP	1:56.430	44	22.482	1:43.547
65	22.715	1:44.048	65	25.705	1:44.554	96	22.210	1:44.575	44	19.951	1:43.220	75	1 LAP	1:54.963
43	25.523	1:45.584	43	30.218	1:46.259	65	28.008	1:44.579	96	24.906	1:44.873	96	29.473	1:45.583
47	27.926	1:46.543	47	32.033	1:45.671	43	33.568	1:45.626	65	30.287	1:44.456	65	33.833	1:44.562
69	28.476	1:45.366	69	32.358	1:45.446	47	35.463	1:45.706	43	38.338	1:46.947	43	42.695	1:45.373
98	29.528	1:45.184	98	33.223	1:45.259	69	36.418	1:46.336	47	38.699	1:45.413	47	43.576	1:45.893
90	30.602	1:44.372	90	33.451	1:44.413	90	36.957	1:45.782	69	38.981	1:44.740	7	43.801	1:44.440
7	31.938	1:44.024	7	34.135	1:43.761	98	37.026	1:46.079	90	39.702	1:44.922	90	45.585	1:46.899
52	41.437	1:49.178	52	49.080	1:49.207	7	37.116	1:45.257	7	40.377	1:45.438	98	46.702	1:46.542
41	1 LAP	1:49.468	41	1 LAP	1:49.225	52	55.886	1:49.082	98	41.176	1:46.327	69	54.391	1:56.426
84	47.369	1:48.389	84	53.726	1:47.921	41	1 LAP	1:49.774	84	1:02.805	1:46.533	84	1:09.770	1:47.981
70	48.979	1:49.522	70	57.508	1:50.093	84	58.449	1:46.999	52	1:02.959	1:49.250	52	1:12.070	1:50.127
36	50.924	1:49.574	36	58.930	1:49.570	70	1:04.515	1:49.283	41	1 LAP	1:50.246	41	1 LAP	1:48.978
77	53.974	1:49.609	77	1:01.843	1:49.433	36	1:06.713	1:50.059	70	1:11.726	1:49.388	70	1:19.524	1:48.814
9	55.391	1:49.760	9	1:02.623	1:48.796	9	1:15.700	1:55.353	36	1:13.954	1:49.418	36	1:22.772	1:49.834
78	56.560	1:50.933	78	1:03.747	1:48.751	78	1:16.163	1:54.692	9	1:22.589	1:49.066	78	1:34.316	1:52.299
51	5 LAPS	1:24.808P	38	1:34.118	1:54.382				78	1:23.033	1:49.047			
38	1:21.300	1:52.564												
75	1:28.205	1:54.338												

# Production S1 2005

## RACE CLASSIFICATION - RACE 7 - LAP CHART

(contd.)

Lap 11			Lap 12			Lap 13			Lap 14			Lap 15		
No	Behind	Laptime	No	Behind	Laptime	No	Behind	Laptime	No	Behind	Laptime	No	Behind	Laptime
30		1:42.609	30		2:10.034	37		1:42.183	37		1:40.500	37		1:41.346
37	10.329	1:42.429	37	0.119	1:59.824	30	0.930	1:43.232	30	1.304	1:40.874	30	1.507	1:41.549
32	11.361	1:43.788	32	0.704	1:59.377	32	1.325	1:42.923	32	2.104	1:41.279	32	2.982	1:42.224
95	13.627	1:43.978	95	1.063	1:57.470	95	2.148	1:43.387	95	5.075	1:43.427	78	1 LAP	1:50.410
68	14.179	1:43.772	68	3.655	1:59.510	9	3 LAPS	5:55.765	44	7.991	1:43.509	95	7.225	1:43.496
44	24.860	1:44.987	44	4.927	1:50.101	68	4.867	1:43.514	68	9.327	1:44.960	44	8.972	1:42.327
38	1 LAP	1:56.409	38	1 LAP	1:56.984	44	4.982	1:42.357	9	3 LAPS	1:49.649	68	11.158	1:43.177
65	37.663	1:46.439	65	17.100	1:49.471	65	19.767	1:44.969	65	23.879	1:44.612	9	3 LAPS	1:52.824
96	38.158	1:51.294	96	17.353	1:49.229	96	21.500	1:46.449	96	26.747	1:45.747	65	27.319	1:44.786
75	1 LAP	1:57.481	75	1 LAP	2:05.527	38	1 LAP	1:51.809	38	1 LAP	1:52.642	96	30.459	1:45.058
43	47.304	1:47.218	43	40.242	2:02.972	43	43.816	1:45.876	43	49.468	1:46.152	38	1 LAP	1:52.428
47	47.820	1:46.853	47	40.847	2:03.061	47	44.336	1:45.791	7	49.650	1:45.598	7	52.894	1:44.590
7	48.107	1:46.915	7	41.569	2:03.496	7	44.552	1:45.285	47	51.141	1:47.305	43	54.903	1:46.781
90	49.185	1:46.209	90	42.835	2:03.684	90	47.004	1:46.471	90	51.558	1:45.054	47	55.448	1:45.653
98	50.016	1:45.923	98	43.359	2:03.377	98	48.469	1:47.412	98	53.258	1:45.289	90	55.786	1:45.574
84	1:16.321	1:49.160	84	54.627	1:48.340	75	1 LAP	1:57.489	84	1:08.016	1:47.607	98	56.653	1:44.741
41	1 LAP	1:54.360	52	1 LAP	3:41.937P	84	1:00.909	1:48.584	75	1 LAP	1:54.358	84	1:13.976	1:47.306
70	1:28.299	1:51.384	69	1 LAP	4:03.326P	41	1 LAP	1:51.220	69	1 LAP	1:46.491	75	1 LAP	1:55.136
36	1:31.944	1:51.781	41	1 LAP	1:54.630	70	1:18.867	1:51.085	70	1:27.839	1:49.472	69	1 LAP	1:46.278
78	1:45.204	1:53.497	70	1:10.084	1:51.819	69	1 LAP	1:56.616	41	1 LAP	1:49.745	41	1 LAP	1:50.870
			36	1:12.719	1:50.809	52	1 LAP	2:01.412	52	1 LAP	1:50.098	70	1:39.701	1:53.208
			78	1:28.550	1:53.380	36	1:21.429	1:51.012	36	1:31.112	1:50.183	52	1 LAP	1:51.286
						78	1:37.861	1:51.613	77	6 LAPS	12:55.157P			

**Production S1 2005**  
**RACE CLASSIFICATION - RACE 7 - LAP CHART**  
 (contd.)

Lap 16			Lap 17			Lap 18			Lap 19			Lap 20		
No	Behind	Laptime	No	Behind	Laptime	No	Behind	Laptime	No	Behind	Laptime	No	Behind	Laptime
37		1:40.750	37		1:41.268	37		1:41.327	30		1:42.017	30		1:41.921
36	1 LAP	1:51.774	30	4.217	1:43.019	30	4.318	1:41.428	69	2 LAPS	1:47.933	32	1.308	1:41.831
30	2.466	1:41.709	32	4.445	1:41.974	32	4.587	1:41.469	32	1.398	1:43.146	69	2 LAPS	1:47.109
32	3.739	1:41.507	41	2 LAPS	1:50.815	75	2 LAPS	1:55.330	51	17 LAPS	2:41.928P	44	10.731	1:42.392
95	9.793	1:43.318	70	1 LAP	1:51.750	44	14.044	1:43.622	44	10.260	1:42.551	95	11.690	1:42.921
44	10.639	1:42.417	52	2 LAPS	1:51.841	41	2 LAPS	1:49.624	95	10.690	1:42.415	68	19.045	1:43.699
68	14.002	1:43.594	36	1 LAP	1:51.472	95	14.610	1:43.827	68	17.267	1:44.916	41	2 LAPS	1:49.561
78	1 LAP	1:49.670	44	11.749	1:42.378	68	18.686	1:44.111	41	2 LAPS	1:49.318	70	1 LAP	1:50.527
77	7 LAPS	2:08.358	95	12.110	1:43.585	70	1 LAP	1:51.164	75	2 LAPS	1:55.930	36	1 LAP	1:50.973
65	32.029	1:45.460	68	15.902	1:43.168	36	1 LAP	1:51.809	70	1 LAP	1:51.018	75	2 LAPS	1:55.603
96	35.828	1:46.119	78	1 LAP	1:49.153	78	1 LAP	1:50.047	36	1 LAP	1:49.237	78	1 LAP	1:49.686
38	1 LAP	1:51.001	77	7 LAPS	1:55.176	65	40.378	1:45.321	78	1 LAP	1:48.612	65	42.803	1:45.280
43	1:00.545	1:46.392	65	36.384	1:45.623	77	7 LAPS	1:54.031	65	39.444	1:45.401	96	56.955	1:45.416
47	1:02.423	1:47.725	9	4 LAPS	3:41.197P	96	49.438	1:49.334	96	53.460	1:50.357	9	4 LAPS	1:48.852
90	1:02.734	1:47.698	96	41.431	1:46.871	9	4 LAPS	1:57.704	9	4 LAPS	1:49.951	47	1:16.500	1:47.225
98	1:03.161	1:47.258	43	1:05.662	1:46.385	43	1:10.338	1:46.003	43	1:10.871	1:46.868	90	1:17.093	1:47.376
7	1:16.920	2:04.776	47	1:06.374	1:45.219	47	1:10.763	1:45.716	47	1:11.196	1:46.768	98	1:17.338	1:47.294
84	1:19.662	1:46.436	90	1:08.071	1:46.605	90	1:11.659	1:44.915	90	1:11.638	1:46.314	7	1:27.524	1:43.881
69	1 LAP	1:46.358	98	1:08.740	1:46.847	98	1:12.409	1:44.996	98	1:11.965	1:45.891	84	1:37.800	1:47.078
75	1 LAP	1:57.025	38	1 LAP	1:52.499	38	1 LAP	1:51.225	7	1:25.564	1:46.928	38	1 LAP	1:52.941
			7	1:21.104	1:45.452	7	1:24.971	1:45.194	38	1 LAP	1:53.975			
			84	1:25.961	1:47.567	84	1:31.451	1:46.817	84	1:32.643	1:47.527			
			69	1 LAP	1:46.375									

**Production S1 2005**  
**RACE CLASSIFICATION - RACE 7 - LAP CHART**  
 (contd.)

Lap 21			Lap 22			Lap 23			Lap 24			Lap 25		
No	Behind	Laptime	No	Behind	Laptime	No	Behind	Laptime	No	Behind	Laptime	No	Behind	Laptime
30		1:41.589	30		1:41.591	30		1:41.593	30		1:42.891	30		1:41.895
32	1.711	1:41.992	32	2.213	1:42.093	32	3.275	1:42.655	32	3.453	1:43.069	32	3.943	1:42.385
69	2 LAPS	1:46.421	84	1 LAP	1:48.519	84	1 LAP	1:47.527	44	12.543	1:42.990	44	13.508	1:42.860
44	11.368	1:42.226	38	2 LAPS	1:51.475	44	12.444	1:42.084	84	1 LAP	1:47.240	95	18.307	1:43.507
95	12.878	1:42.777	44	11.953	1:42.176	95	16.084	1:43.468	95	16.695	1:43.502	84	1 LAP	1:47.103
68	20.525	1:43.069	95	14.209	1:42.922	38	2 LAPS	1:54.281	68	26.893	1:45.856	68	28.532	1:43.534
41	2 LAPS	1:49.808	69	2 LAPS	1:47.607	69	2 LAPS	1:46.958	69	2 LAPS	1:47.981	69	2 LAPS	1:45.915
52	5 LAPS	7:19.566P	68	22.331	1:43.397	68	23.928	1:43.190	38	2 LAPS	1:51.954	41	3 LAPS	3:09.701P
70	1 LAP	1:50.394	41	2 LAPS	1:50.098	41	2 LAPS	1:50.569	96	1 LAP	3:09.710P	38	2 LAPS	1:50.825
36	1 LAP	1:50.103	36	1 LAP	1:48.877	65	53.215	1:45.146	65	56.217	1:45.893	96	1 LAP	1:51.276
75	2 LAPS	1:52.733	65	49.662	1:45.209	36	1 LAP	1:50.121	36	1 LAP	1:49.892	65	58.917	1:44.595
65	46.044	1:44.830	70	1 LAP	1:50.200	70	1 LAP	1:51.281	70	1 LAP	1:52.456	36	1 LAP	1:50.373
78	1 LAP	1:49.234	52	5 LAPS	1:59.747	78	1 LAP	1:48.776	78	1 LAP	1:48.961	43	1 LAP	1:43.310
96	1:00.323	1:44.957	78	1 LAP	1:48.421	75	2 LAPS	1:52.040	43	1 LAP	1:43.191	70	1 LAP	1:54.940
43	1 LAP	3:23.242P	75	2 LAPS	1:54.922	43	1 LAP	1:42.346	75	2 LAPS	1:53.131	78	1 LAP	1:54.666
9	4 LAPS	1:48.148	96	1:03.196	1:44.464	90	1:31.870	1:49.216	47	1 LAP	3:26.777P	75	2 LAPS	1:53.221
47	1:19.988	1:45.077	43	1 LAP	1:49.155	98	1:32.957	1:49.717	90	1:34.308	1:45.329	47	1 LAP	1:53.430
90	1:20.655	1:45.151	9	4 LAPS	1:48.812	7	1:35.393	1:44.903	98	1:35.139	1:45.073	90	1:37.960	1:45.547
98	1:21.252	1:45.503	47	1:23.596	1:45.199				7	1:39.023	1:46.521	98	1:40.239	1:46.995
7	1:29.926	1:43.991	90	1:24.247	1:45.183							7	1:43.609	1:46.481
			98	1:24.833	1:45.172									
			7	1:32.083	1:43.748									

**Production S1 2005**  
**RACE CLASSIFICATION - RACE 7 - LAP CHART**  
 (contd.)

Lap 26			Lap 27			Lap 28			Lap 29			Lap 30		
No	Behind	Laptime	No	Behind	Laptime	No	Behind	Laptime	No	Behind	Laptime	No	Behind	Laptime
32		1:42.445	32		1:41.996	32		1:43.588	32		1:43.681	32		1:43.080
44	10.303	1:43.183	44	10.931	1:42.624	7	1 LAP	1:45.540	90	1 LAP	1:47.727	47	2 LAPS	1:45.946
95	15.485	1:43.566	95	17.325	1:43.836	75	3 LAPS	1:53.951	52	10 LAPS	1:55.554	90	1 LAP	1:45.559
84	1 LAP	1:47.414	84	1 LAP	1:47.612	44	10.074	1:42.731	7	1 LAP	1:51.024	52	10 LAPS	1:45.787
68	25.518	1:43.374	68	27.085	1:43.563	95	16.649	1:42.912	44	10.140	1:43.747	7	1 LAP	1:43.935
69	2 LAPS	1:46.230	69	2 LAPS	1:45.792	84	1 LAP	1:48.971	70	2 LAPS	1:57.812	95	16.949	1:43.988
38	2 LAPS	1:51.684	38	2 LAPS	1:52.799	69	2 LAPS	1:45.345	68	1 LAP	3:14.720P	70	2 LAPS	1:52.559
41	3 LAPS	1:59.593	41	3 LAPS	1:48.486	96	1 LAP	1:44.179	95	16.041	1:43.073	68	1 LAP	1:55.544
96	1 LAP	1:43.745	96	1 LAP	1:43.516	65	1:01.114	1:45.419	75	3 LAPS	1:54.787	75	3 LAPS	1:52.607
65	56.710	1:44.181	65	59.283	1:44.569	38	2 LAPS	1:50.311	69	2 LAPS	1:46.296	69	2 LAPS	1:46.055
36	1 LAP	1:49.493	43	1 LAP	1:43.084	41	3 LAPS	1:49.838	96	1 LAP	1:43.821	84	2 LAPS	3:46.893P
43	1 LAP	1:42.330	36	1 LAP	1:49.482	43	1 LAP	1:42.508	65	1:03.529	1:46.096	96	1 LAP	1:44.107
30	1:22.223	3:08.611P	30	1:32.732	1:52.505	36	1 LAP	1:49.805	41	3 LAPS	1:48.971	65	1:05.826	1:45.377
78	1 LAP	1:51.797	52	9 LAPS	9:14.815P	30	1:31.789	1:42.645	38	2 LAPS	1:51.485	41	3 LAPS	1:48.512
70	1 LAP	1:54.058	78	1 LAP	1:49.732	47	1 LAP	1:45.895	43	1 LAP	1:42.688	43	1 LAP	1:42.834
47	1 LAP	1:45.344	47	1 LAP	1:44.678				78	2 LAPS	3:16.254P	44	1:30.276	3:03.216P
90	1:37.679	1:46.107	70	1 LAP	1:51.940				30	1:30.656	1:42.548	30	1:29.294	1:41.718
75	2 LAPS	1:53.783	90	1:40.290	1:44.607				36	1 LAP	1:51.420			
98	1:39.427	1:45.576												
7	1:41.438	1:44.217												

# Production S1 2005

## RACE CLASSIFICATION - RACE 7 - LAP CHART

(contd.)

Lap 31			Lap 32			Lap 33			Lap 34			Lap 35		
No	Behind	Laptime	No	Behind	Laptime	No	Behind	Laptime	No	Behind	Laptime	No	Behind	Laptime
32		1:43.908	32		1:42.593	32		1:42.888	32		1:43.325	32		1:42.300
78	3 LAPS	2:02.795	47	2 LAPS	1:44.687	37	13 LAPS	2:15.188	44	1 LAP	1:45.442	7	2 LAPS	3:12.236P
47	2 LAPS	1:44.976	38	4 LAPS	4:09.010P	90	2 LAPS	3:27.321P	47	2 LAPS	1:45.225	44	1 LAP	1:45.139
36	2 LAPS	1:52.355	7	1 LAP	1:46.525	47	2 LAPS	1:44.612	37	13 LAPS	1:52.263	47	2 LAPS	1:44.530
90	1 LAP	1:45.017	78	3 LAPS	1:55.151	7	1 LAP	1:44.433	95	21.458	1:43.705	37	13 LAPS	1:53.761
52	10 LAPS	1:45.086	52	10 LAPS	1:47.125	52	10 LAPS	1:45.465	52	10 LAPS	1:50.541	95	22.740	1:43.582
7	1 LAP	1:43.064	70	3 LAPS	3:21.019P	95	21.078	1:45.346	90	2 LAPS	2:00.110	52	10 LAPS	1:46.090
95	17.535	1:44.494	36	2 LAPS	1:53.525	78	3 LAPS	1:54.233	36	2 LAPS	1:52.257	90	2 LAPS	1:52.316
68	1 LAP	1:45.432	95	18.620	1:43.678	36	2 LAPS	1:53.722	68	1 LAP	1:44.786	68	1 LAP	1:46.349
75	3 LAPS	1:52.422	68	1 LAP	1:45.397	68	1 LAP	1:45.412	78	3 LAPS	1:54.474	36	2 LAPS	1:50.616
69	2 LAPS	1:45.932	75	3 LAPS	1:52.281	70	3 LAPS	2:02.585	70	3 LAPS	1:51.990	78	3 LAPS	1:53.803
96	1 LAP	1:44.205	69	2 LAPS	1:45.336	38	4 LAPS	2:08.427	38	4 LAPS	1:58.843	70	3 LAPS	1:51.212
84	2 LAPS	1:53.976	96	1 LAP	1:43.826	69	2 LAPS	1:45.483	69	2 LAPS	1:44.891	69	2 LAPS	1:45.034
65	1:07.008	1:45.090	84	2 LAPS	1:45.021	75	3 LAPS	1:53.523	96	1 LAP	1:43.906	96	1 LAP	1:44.298
37	12 LAPS	23:31.999P	65	1:09.560	1:45.145	96	1 LAP	1:43.755	75	3 LAPS	1:52.084	38	4 LAPS	1:56.113
43	1 LAP	1:42.653	43	1 LAP	1:42.649	84	2 LAPS	1:44.456	84	2 LAPS	1:43.627	84	2 LAPS	1:44.290
41	3 LAPS	1:48.466	51	29 LAPS	23:25.856P	65	1:11.625	1:44.953	65	1:13.147	1:44.847	43	1 LAP	1:44.114
30	1:27.048	1:41.662	41	3 LAPS	1:47.748	43	1 LAP	1:42.333	43	1 LAP	1:42.990	75	3 LAPS	1:54.134
44	1:37.435	1:51.067	30	1:26.086	1:41.631	30	1:24.859	1:41.661	30	1:22.685	1:41.151	30	1:21.374	1:40.989
			44	1:42.108	1:47.266	41	3 LAPS	1:48.969	41	3 LAPS	1:47.477	41	3 LAPS	1:47.476

Weather / Track : Sunny / Dry

Brands Hatch

Circuit Length = 2.6082 miles.

Start: 16:46 End: 18:26

# Production S1 2005

## RACE CLASSIFICATION - RACE 7 - LAP CHART

(contd.)

Lap 36			Lap 37			Lap 38			Lap 39			Lap 40		
No	Behind	Laptime	No	Behind	Laptime	No	Behind	Laptime	No	Behind	Laptime	No	Behind	Laptime
32		1:42.419	32		1:42.334	32		1:42.566	32		1:42.566	32		1:43.477
44	1 LAP	1:44.211	41	4 LAPS	1:48.029	65	2 LAPS	1:57.950	38	5 LAPS	1:55.189	7	2 LAPS	1:40.969
7	2 LAPS	1:47.800	7	2 LAPS	1:44.044	41	4 LAPS	1:47.769	95	1 LAP	3:04.025P	44	1 LAP	1:47.122
47	2 LAPS	1:44.366	44	1 LAP	1:44.479	7	2 LAPS	1:40.851	7	2 LAPS	1:42.081	95	1 LAP	1:53.572
95	23.459	1:43.138	47	2 LAPS	1:44.309	44	1 LAP	1:42.898	65	2 LAPS	1:50.002	38	5 LAPS	1:56.727
37	13 LAPS	1:51.182	95	24.281	1:43.156	47	2 LAPS	1:45.161	44	1 LAP	1:43.665	9	20 LAPS	2:20.212
52	10 LAPS	1:46.833	52	10 LAPS	1:46.075	52	10 LAPS	1:45.572	41	4 LAPS	1:49.138	65	2 LAPS	1:50.185
90	2 LAPS	1:50.983	37	13 LAPS	1:51.027	37	13 LAPS	1:51.144	47	2 LAPS	1:45.045	41	4 LAPS	1:46.965
68	1 LAP	1:45.147	68	1 LAP	1:48.355	68	1 LAP	1:44.738	52	10 LAPS	1:46.189	47	2 LAPS	1:45.650
36	2 LAPS	1:49.030	90	2 LAPS	1:50.985	90	2 LAPS	1:49.716	68	1 LAP	1:46.242	52	10 LAPS	1:45.788
69	2 LAPS	1:45.877	36	2 LAPS	1:49.726	69	2 LAPS	1:45.216	37	13 LAPS	1:50.541	36	3 LAPS	3:08.741P
78	3 LAPS	1:54.466	69	2 LAPS	1:45.565	36	2 LAPS	1:50.193	90	2 LAPS	1:49.863	68	1 LAP	1:44.557
70	3 LAPS	1:50.666	96	1 LAP	1:45.260	96	1 LAP	1:43.863	69	2 LAPS	1:45.706	37	13 LAPS	1:49.125
96	1 LAP	1:44.320	70	3 LAPS	1:52.203	43	1 LAP	1:43.748	96	1 LAP	1:44.569	69	2 LAPS	1:45.095
84	2 LAPS	1:44.145	84	2 LAPS	1:43.927	70	3 LAPS	1:50.817	43	1 LAP	1:42.300	90	2 LAPS	1:49.900
43	1 LAP	1:42.951	78	3 LAPS	1:54.196	30	1:19.506	1:42.823	30	1:18.941	1:42.001	96	1 LAP	1:44.998
38	4 LAPS	1:57.386	43	1 LAP	1:42.291	9	19 LAPS	27:25.368P	84	2 LAPS	1:45.313	43	1 LAP	1:42.273
30	1:19.806	1:40.851	30	1:19.249	1:41.777	78	3 LAPS	1:54.254	70	3 LAPS	1:53.357	30	1:15.912	1:40.448
65	1 LAP	3:39.561P	38	4 LAPS	1:54.107	84	2 LAPS	1:55.471	78	3 LAPS	1:52.163	84	2 LAPS	1:44.042
75	3 LAPS	1:52.765	75	3 LAPS	1:55.039				75	4 LAPS	3:26.480P	70	3 LAPS	1:51.154
												78	3 LAPS	1:52.107
												7	1 LAP	1:40.274
												44	1:56.804	1:43.615
												95	1:58.240	1:44.971
												75	4 LAPS	2:02.878
												65	1 LAP	1:47.669
												41	3 LAPS	1:47.961
												47	1 LAP	1:46.614
												38	4 LAPS	1:55.812
												9	19 LAPS	1:54.941
												68	2:40.517	1:45.478
												36	2 LAPS	1:57.381
												37	12 LAPS	1:48.685
												69	1 LAP	1:45.972

# Production S1 2005

## RACE CLASSIFICATION - RACE 7 - LAP CHART

(contd.)

Lap 41			Lap 42			Lap 43			Lap 44			Lap 45		
No	Behind	Laptime	No	Behind	Laptime	No	Behind	Laptime	No	Behind	Laptime	No	Behind	Laptime
30		1:41.441	30		1:41.866	30		1:41.043	30		1:41.135	30		1:42.055
96	1 LAP	1:44.516	69	2 LAPS	1:46.442	36	3 LAPS	1:50.006	43	1 LAP	1:45.170	68	1 LAP	1:46.594
43	1 LAP	1:43.508	37	13 LAPS	1:51.214	43	1 LAP	1:43.825	36	3 LAPS	1:48.363	38	5 LAPS	1:54.502
90	2 LAPS	1:50.248	43	1 LAP	1:42.828	69	2 LAPS	1:47.503	69	2 LAPS	1:45.521	43	1 LAP	1:43.256
84	2 LAPS	1:43.899	96	1 LAP	1:45.720	96	1 LAP	1:46.068	96	1 LAP	1:45.234	75	5 LAPS	1:58.648
32	15.902	3:13.255P	90	2 LAPS	1:49.646	37	13 LAPS	1:49.377	37	13 LAPS	1:49.743	96	1 LAP	1:44.622
7	1 LAP	1:40.764	84	2 LAPS	1:43.872	84	2 LAPS	1:45.184	84	2 LAPS	1:43.585	69	2 LAPS	1:46.858
70	3 LAPS	1:52.101	7	1 LAP	1:41.928	90	2 LAPS	1:51.206	7	1 LAP	1:40.137	36	3 LAPS	1:49.694
78	3 LAPS	1:51.570	32	30.961	1:56.925	7	1 LAP	1:40.319	90	2 LAPS	1:50.187	84	2 LAPS	1:43.553
44	43.218	1:43.767	70	3 LAPS	1:51.423	32	35.962	1:46.044	32	39.350	1:44.523	7	1 LAP	1:41.518
95	45.215	1:44.328	44	44.944	1:43.592	44	48.102	1:44.201	44	50.616	1:43.649	37	13 LAPS	1:49.873
65	1 LAP	1:47.155	78	3 LAPS	1:52.170	95	51.002	1:44.484	95	53.860	1:43.993	90	2 LAPS	1:49.574
41	3 LAPS	1:48.561	95	47.561	1:44.212	70	3 LAPS	1:51.864	70	3 LAPS	1:52.296	32	42.167	1:44.872
47	1 LAP	1:45.259	47	1 LAP	1:44.980	78	3 LAPS	1:51.374	78	3 LAPS	1:51.383	44	52.307	1:43.746
52	10 LAPS	3:13.314P	65	1 LAP	1:49.361	47	1 LAP	1:45.237	47	1 LAP	1:44.960	95	56.003	1:44.198
75	4 LAPS	1:59.423	41	3 LAPS	1:48.531	65	1 LAP	1:47.496	65	1 LAP	1:46.993	47	1 LAP	1:46.069
9	19 LAPS	1:50.701	52	10 LAPS	1:52.459	41	3 LAPS	1:47.703	41	3 LAPS	1:47.964	70	3 LAPS	1:52.166
38	4 LAPS	1:56.502	9	19 LAPS	1:50.677	52	10 LAPS	1:45.779	52	10 LAPS	1:46.827	78	3 LAPS	1:49.911
68	1:31.176	1:48.012	75	4 LAPS	1:59.299	9	19 LAPS	1:49.309	9	19 LAPS	1:49.380	65	1 LAP	1:46.687
36	2 LAPS	1:49.211	38	4 LAPS	1:54.623	38	4 LAPS	1:54.788				41	3 LAPS	1:47.532
			51	38 LAPS	18:23.864P	75	4 LAPS	1:58.258				52	10 LAPS	1:45.573
			68	1:35.575	1:46.265	68	1:40.126	1:45.594				9	19 LAPS	1:48.841

# Production S1 2005

## RACE CLASSIFICATION - RACE 7 - LAP CHART

(contd.)

Lap 46			Lap 47			Lap 48			Lap 49			Lap 50		
No	Behind	Laptime	No	Behind	Laptime	No	Behind	Laptime	No	Behind	Laptime	No	Behind	Laptime
30		1:41.180	30		1:41.739	30		1:41.702	30		1:41.646	30		1:41.356
68	1 LAP	1:44.422	9	20 LAPS	1:48.605	9	20 LAPS	1:48.632	78	4 LAPS	1:52.434	52	11 LAPS	1:46.092
43	1 LAP	1:42.650	68	1 LAP	1:46.248	43	1 LAP	1:43.579	70	4 LAPS	1:53.810	41	4 LAPS	1:48.092
38	5 LAPS	1:53.086	43	1 LAP	1:42.129	68	1 LAP	1:46.283	9	20 LAPS	1:48.480	78	4 LAPS	1:51.096
96	1 LAP	1:44.339	96	1 LAP	1:45.202	7	1 LAP	1:40.062	43	1 LAP	1:42.866	43	1 LAP	1:43.771
69	2 LAPS	1:46.308	7	1 LAP	1:40.474	96	1 LAP	1:45.072	68	1 LAP	1:44.232	7	1 LAP	1:40.518
7	1 LAP	1:40.905	69	2 LAPS	1:46.580	84	2 LAPS	1:44.569	7	1 LAP	1:39.450	70	4 LAPS	1:53.108
36	3 LAPS	1:49.127	84	2 LAPS	1:44.085	69	2 LAPS	1:47.415	96	1 LAP	1:45.148	9	20 LAPS	1:49.761
84	2 LAPS	1:44.480	36	3 LAPS	1:48.463	36	3 LAPS	1:49.326	84	2 LAPS	1:43.738	68	1 LAP	1:46.236
75	5 LAPS	2:00.085	37	13 LAPS	1:47.768	37	13 LAPS	1:47.465	69	2 LAPS	1:46.680	96	1 LAP	1:44.610
37	13 LAPS	1:47.437	75	5 LAPS	1:57.903	32	50.813	1:44.651	36	3 LAPS	1:49.140	84	2 LAPS	1:44.039
32	45.480	1:44.493	32	47.864	1:44.123	44	1:00.058	1:44.822	37	13 LAPS	1:46.878	69	2 LAPS	1:46.511
90	2 LAPS	1:50.654	90	2 LAPS	1:49.190	90	2 LAPS	1:50.067	32	52.803	1:43.636	36	3 LAPS	1:48.964
44	54.918	1:43.791	44	56.938	1:43.759	95	1:03.999	1:44.475	44	1:01.403	1:42.991	32	55.607	1:44.160
95	58.893	1:44.070	95	1:01.226	1:44.072	75	5 LAPS	1:58.180	95	1:06.181	1:43.828	37	13 LAPS	1:48.362
47	1 LAP	1:45.325	47	1 LAP	1:45.611	47	1 LAP	1:48.077	90	2 LAPS	1:50.405	44	1:03.256	1:43.209
70	3 LAPS	1:50.846	65	1 LAP	1:46.493	65	1 LAP	1:46.489	75	5 LAPS	1:59.186	95	1:09.105	1:44.280
65	1 LAP	1:47.055	78	3 LAPS	1:52.528	52	10 LAPS	1:46.738	47	1 LAP	1:45.369	90	2 LAPS	1:49.965
78	3 LAPS	1:50.501	41	3 LAPS	1:48.521	41	3 LAPS	1:48.809	65	1 LAP	1:45.695	47	1 LAP	1:45.812
41	3 LAPS	1:47.592	52	10 LAPS	1:46.622							75	5 LAPS	1:58.155
52	10 LAPS	1:46.458	70	3 LAPS	1:57.239									

Weather / Track : Sunny / Dry

Brands Hatch

Circuit Length = 2.6082 miles.

Start: 16:46 End: 18:26

**Production S1 2005**  
**RACE CLASSIFICATION - RACE 7 - LAP CHART**  
 (contd.)

Lap 51			Lap 52			Lap 53			Lap 54			Lap 55		
No	Behind	Laptime	No	Behind	Laptime	No	Behind	Laptime	No	Behind	Laptime	No	Behind	Laptime
30		1:40.983	30		1:41.551	30		1:41.639	30		1:42.285	30		1:41.806
65	2 LAPS	1:47.126	65	2 LAPS	1:46.807	65	2 LAPS	1:46.097	90	3 LAPS	1:49.472	47	2 LAPS	1:44.831
52	11 LAPS	1:46.171	52	11 LAPS	1:46.232	7	1 LAP	1:40.287	47	2 LAPS	1:45.421	90	3 LAPS	1:50.293
41	4 LAPS	1:47.741	75	6 LAPS	1:59.696	52	11 LAPS	1:47.076	7	1 LAP	1:40.138	7	1 LAP	1:39.530
7	1 LAP	1:41.880	7	1 LAP	1:40.126	43	1 LAP	1:43.011	65	2 LAPS	1:47.270	65	2 LAPS	1:46.046
43	1 LAP	1:43.470	41	4 LAPS	1:48.817	41	4 LAPS	1:49.041	52	11 LAPS	1:45.973	52	11 LAPS	1:46.002
78	4 LAPS	1:51.717	43	1 LAP	1:43.648	75	6 LAPS	1:59.367	43	1 LAP	1:44.287	43	1 LAP	1:42.825
68	1 LAP	1:44.874	68	1 LAP	1:45.181	68	1 LAP	1:44.586	41	4 LAPS	1:48.282	68	1 LAP	1:43.960
9	20 LAPS	1:48.835	78	4 LAPS	1:51.220	78	4 LAPS	1:50.585	68	1 LAP	1:44.179	41	4 LAPS	1:48.055
70	4 LAPS	1:53.842	9	20 LAPS	1:47.689	96	1 LAP	1:45.108	96	1 LAP	1:45.043	96	1 LAP	1:44.201
96	1 LAP	1:44.531	96	1 LAP	1:44.894	9	20 LAPS	1:49.210	84	2 LAPS	1:44.939	84	2 LAPS	1:45.893
84	2 LAPS	1:44.146	84	2 LAPS	1:44.568	84	2 LAPS	1:43.768	78	4 LAPS	1:50.968	9	20 LAPS	1:48.883
69	2 LAPS	1:50.989	70	4 LAPS	1:53.273	70	4 LAPS	1:53.699	9	20 LAPS	1:48.326	78	4 LAPS	1:49.638
32	58.042	1:43.418	32	1:00.569	1:44.078	32	1:02.892	1:43.962	75	6 LAPS	2:00.509	75	6 LAPS	1:58.796
37	13 LAPS	1:44.764	37	13 LAPS	1:46.465	44	1:07.386	1:42.620	32	1:04.347	1:43.740	44	1:10.600	1:44.611
36	3 LAPS	1:49.993	44	1:06.405	1:42.896	37	13 LAPS	1:44.643	44	1:07.795	1:42.694	37	13 LAPS	1:45.570
44	1:05.060	1:42.787	36	3 LAPS	1:49.678	69	3 LAPS	3:45.580P	70	4 LAPS	1:54.202	70	4 LAPS	1:54.356
95	1:12.064	1:43.942	95	1:16.492	1:45.979	95	1:19.013	1:44.160	37	13 LAPS	1:43.792	95	1:23.660	1:44.270
90	2 LAPS	1:49.140	51	47 LAPS	17:06.108P	36	3 LAPS	1:51.310	51	48 LAPS	3:01.868P	69	3 LAPS	1:47.205
47	1 LAP	1:45.039	90	2 LAPS	1:49.598				95	1:21.196	1:44.468	36	3 LAPS	1:49.754
			47	1 LAP	1:45.904				69	3 LAPS	1:54.699			
									36	3 LAPS	1:50.849			

**Production S1 2005**

**RACE CLASSIFICATION - RACE 7 - LAP CHART**

(contd.)

Lap 56			Lap 57			Lap 58			Lap 59			Lap 60		
No	Behind	Laptime	No	Behind	Laptime	No	Behind	Laptime	No	Behind	Laptime	No	Behind	Laptime
30		1:41.909	30		1:44.607	30		1:45.241						
47	2 LAPS	1:45.141	36	4 LAPS	1:49.414	36	4 LAPS	1:49.046						
7	1 LAP	1:39.723	7	1 LAP	1:40.223	47	2 LAPS	1:45.455						
90	3 LAPS	1:50.401	47	2 LAPS	1:45.891	43	1 LAP	1:43.708						
65	2 LAPS	1:46.646	90	3 LAPS	1:49.487	90	3 LAPS	1:49.918						
43	1 LAP	1:43.276	43	1 LAP	1:43.494	65	2 LAPS	1:47.553						
52	11 LAPS	1:46.480	65	2 LAPS	1:47.935	52	11 LAPS	1:47.986						
68	1 LAP	1:43.774	52	11 LAPS	1:48.836	68	1 LAP	1:43.583						
41	4 LAPS	1:48.274	68	1 LAP	1:43.986	41	4 LAPS	1:47.502						
96	1 LAP	1:45.575	41	4 LAPS	1:48.295	96	1 LAP	1:47.372						
84	2 LAPS	1:49.507	96	1 LAP	1:45.412	84	2 LAPS	1:50.393						
9	20 LAPS	1:48.286	84	2 LAPS	1:48.413	9	20 LAPS	1:49.437						
78	4 LAPS	1:49.164	9	20 LAPS	1:49.410	44	1:14.339	1:45.115						
44	1:13.411	1:44.720	78	4 LAPS	1:49.320	78	4 LAPS	1:49.169						
37	13 LAPS	1:44.260	44	1:14.465	1:45.661	37	13 LAPS	1:45.129						
95	1:26.001	1:44.250	37	13 LAPS	1:43.542	95	1:27.405	1:46.196						
75	6 LAPS	1:59.452	95	1:26.450	1:45.056	75	6 LAPS	2:00.080						
70	4 LAPS	1:54.479	69	3 LAPS	1:45.983	70	4 LAPS	2:03.858						
69	3 LAPS	1:44.599	75	6 LAPS	1:59.103	69	3 LAPS	2:41.722P						
			70	4 LAPS	1:54.762	7	3:17.466	3:17.600P						
			7	1:45.107	1:39.487									