



# EERC RACE WEEKEND

**Brands Hatch Grand Prix Circuit**

**17th & 18th June 2006**



**Results Provided by MST Sports Timing Ltd**  
***www. msttiming.com***

# Production S1

## QUALIFYING FOR RACE 1

POS	NO	CL	DRIVER	NAT	CAR	TIME	LAPS	GAP	MPH
1	79	1	WHITE/LOCKIE		BMW M3 E36	1:37.175	9		97.16
2	29	1	SCOTT/WOOD		Volkswagen Golf Turbo	1:38.003	14	0.828	96.34
3	97	2	STEPHENS/CAMPBELL		BMW M3 E30	1:38.354	16	1.179	96.00
4	3	1	SELDON/SELDON		BMW M3 E36 GTR	1:38.464	12	1.289	95.89
5	78	2	CLARKE/WILDS		BMW 320i	1:39.506	16	2.331	94.89
6	60	2	Mark LEMMER		Honda Integra Type R DC5	1:39.870	13	2.695	94.54
7	76	1	FENTON/GARDINER		BMW M3	1:40.017	15	2.842	94.40
8	90	1	SYMONS/D'CRUZE		BMW M3 E36	1:40.164	16	2.989	94.26
9	51	1	AITKEN/HEINTZLEMAN		Vauxhall Astra	1:40.331	13	3.156	94.10
10	92	2	GEORGE/BENNETT		Honda Civic	1:40.782	10	3.607	93.68
11	55	2	LAWSON/WILDS		BMW 320i E46	1:41.007	16	3.832	93.47
12	61	2	McINERNEY/McINERNEY		Honda Integra	1:41.110	14	3.935	93.38
13	53	1	Witt GAMSKI		Ferrari 355 Challenge	1:41.449	15	4.274	93.07
14	50	1	MOULSDALE/KENT		Vauxhall Astra	1:41.503	12	4.328	93.02
15	77	3	RIDLEY-HOLLOWAY/MASO		Honda Civic Type R	1:41.574	7	4.399	92.95
16	13	1	BROWN/WHITE		BMW GTR	1:41.959	13	4.784	92.60
17	81	3	SMITH/PLOTNEK		MG ZR	1:42.792	12	5.617	91.85
18	86	2	HORTON/CUNNINGHAM		Seat Leon Cupra R	1:43.120	13	5.945	91.56
19	82	3	LEGGATE/OLDAKER		MG ZR	1:43.712	14	6.537	91.04
20	80	3	SMITH/BENNETT-BAGGS		MG ZR	1:44.018	13	6.843	90.77
21	96	3	Rick KRAEMER		Ford Focus	1:44.224	13	7.049	90.59
22	73	3	SKELTON/FORSTER		Mini Cooper S Works	1:44.813	11	7.638	90.08
23	68	3	THORPE/TAYLOR		Honda Integra Type R	1:44.866	15	7.691	90.03
24	62	1	Anna WALENSKA		BMW M3 E36	1:44.956	16	7.781	89.96
25	93	1	CHRISTMAS/WYATT		BMW M3 E36	1:45.009	15	7.834	89.91
26	49	1	LASLETT/STOCKLEY		Lotus Exige 2	1:45.071	14	7.896	89.86
27	98	3	ARMSTRONG/HAMPSHIRE		Honda Civic Type R	1:45.077	15	7.902	89.85
28	33	1	Mark SMITH		BMW M3 E36	1:45.161	9	7.986	89.78
29	85	3	ABBOTT/NEATE		Honda Civic R	1:45.785	9	8.610	89.25
30	72	3	BALLENTYNE/BALLENTYN		Porsche 944	1:45.934	15	8.759	89.13
31	83	3	GANNON/GIOVANNI		Honda Integra	1:45.970	15	8.795	89.10
32	58	2	WILLIAMS/PAPWORTH		BMW M3 E30	1:46.366	12	9.191	88.77
33	1	3	Gary KOUNNIS		Mini Cooper S Works	1:46.615	13	9.440	88.56
34	30	3	Martin DEPPE		Mini Cooper Works S	1:46.688	13	9.513	88.50
35	84	3	STOCKLEY/LASLETT/WIL		Honda Civic	1:48.724	13	11.549	86.84
36	64	3	COULSON/BGATOV		Honda Civic Type R	1:48.921	15	11.746	86.68
37	88	3	FRICK/FLATT		VW Beetle RSi	1:49.471	15	12.296	86.25
38	52	3	Kevan WELLS		Honda Civic	1:53.014	10	15.839	83.54

Car No's 3 & 73 need working transponders please.

Weather : Sunny / Dry

These results are provisional until the conclusion of any judicial and technical matters.

Brands Hatch

Circuit Length = 2.6228 miles.

Start: 09:01 End: 09:31

Clerk of Course:	Stewards:	Timekeeper:
------------------	-----------	-------------

# Production S1

## LAP ANALYSIS - QUALIFYING RACE 1

<b>1</b>	<b>Gary KOUNNIS</b>	Mini Cooper S Works
1 - 3:04.258	6 - 1:47.354	11 - 2:03.286
2 - 1:47.867	7 - 1:47.347	12 - 1:49.664
3 - 1:47.310	8 - 1:49.519	13 - 1:48.434
4 - 1:46.979	9 - 1:52.593	
5 - <b>1:46.615</b>	10 - 1:50.556	
<b>3</b>	<b>SELDON/SELDON</b>	BMW M3 E36 GTR
1 - 2:18.076	6 - 2:00.126	11 - <b>1:38.464</b>
2 - 1:40.509	7 - 1:39.717	12 - 1:46.400
3 - 1:39.289	8 - 1:39.273	
4 - 1:39.009	9 - 2:01.380	
5 - 5:44.699P	10 - 1:43.523	
<b>13</b>	<b>BROWN/WHITE</b>	BMW GTR
1 - 2:31.151	6 - 1:42.532	11 - 1:42.198
2 - 1:46.455	7 - 3:19.208P	12 - <b>1:41.959</b>
3 - 1:45.092	8 - 1:57.097	13 - 1:42.012
4 - 1:42.490	9 - 1:43.252	
5 - 1:42.756	10 - 1:42.325	
<b>29</b>	<b>SCOTT/WOOD</b>	Volkswagen Golf Turbo
1 - 2:30.461	6 - 1:45.996	11 - 1:39.048
2 - 1:50.960	7 - 1:44.602	12 - <b>1:38.003</b>
3 - 1:47.950	8 - 1:44.718	13 - 1:38.540
4 - 1:43.751	9 - 3:50.819P	14 - 1:38.089
5 - 1:50.779	10 - 1:48.510	
<b>30</b>	<b>Martin DEPPER</b>	Mini Cooper Works S
1 - 3:07.618	6 - 1:51.316	11 - 1:49.312
2 - 1:52.921	7 - 1:49.353	12 - 1:49.578
3 - 1:49.121	8 - 1:50.436	13 - 4:24.167P
4 - 1:48.306	9 - <b>1:46.688</b>	
5 - 1:48.977	10 - 1:49.272	
<b>33</b>	<b>Mark SMITH</b>	BMW M3 E36
1 - 2:33.216	6 - 1:46.217	
2 - 1:53.197	7 - 1:45.241	
3 - 1:50.891	8 - 1:45.585	
4 - 1:45.838	9 - <b>1:45.161</b>	
5 - 1:46.855		
<b>49</b>	<b>LASLETT/STOCKLEY</b>	Lotus Exige 2
1 - 2:21.228	6 - 1:49.476	11 - 1:47.573
2 - 1:48.129	7 - 3:28.895P	12 - 1:45.637
3 - <b>1:45.071</b>	8 - 1:58.189	13 - 1:45.786
4 - 4:36.293P	9 - 1:50.015	14 - 2:18.970P
5 - 1:56.502	10 - 1:46.737	

Car No's 3 & 73 need working transponders please.  
Weather : Sunny / Dry

Brands Hatch  
Circuit Length = 2.6228 miles.  
Start: 09:01 End: 09:31

# Production S1

## LAP ANALYSIS - QUALIFYING RACE 1

(contd.)

<b>50</b>	<b>MOULSDALE/KENT</b>	Vauxhall Astra	
1 - 3:58.275	6 - 1:56.501	11 - 1:45.556	
2 - 1:42.232	7 - 1:45.386	12 - 1:46.278	
3 - 1:43.035	8 - 1:44.383		
4 - <b>1:41.503</b>	9 - 1:44.078		
5 - 4:38.247P	10 - 1:45.541		
<b>51</b>	<b>AITKEN/HEINTZLEMAN</b>	Vauxhall Astra	
1 - 3:43.923	6 - 1:57.755	11 - <b>1:40.331</b>	
2 - 1:45.476	7 - 1:46.381	12 - 1:43.631	
3 - 1:43.696	8 - 1:42.226	13 - 1:40.450	
4 - 1:40.806	9 - 1:40.511		
5 - 4:01.505P	10 - 1:41.111		
<b>52</b>	<b>Kevan WELLS</b>	Honda Civic	
1 - 4:23.593	6 - 1:56.020		
2 - 1:57.549	7 - 4:44.426P		
3 - 1:57.895	8 - 3:54.154P		
4 - 1:57.257	9 - 2:03.722		
5 - 1:56.195	10 - <b>1:53.014</b>		
<b>53</b>	<b>Witt GAMSKI</b>	Ferrari 355 Challenge	
1 - 2:34.967	6 - 1:42.401	11 - 1:42.694	
2 - 1:47.874	7 - 1:42.036	12 - 1:41.906	
3 - 1:44.539	8 - 3:19.550P	13 - <b>1:41.449</b>	
4 - 1:42.155	9 - 1:50.008	14 - 1:41.962	
5 - 1:43.620	10 - 1:41.907	15 - 2:10.262	
<b>55</b>	<b>LAWSON/WILDS</b>	BMW 320i E46	
1 - 2:38.348	6 - 1:44.107	11 - 1:41.219	16 - <b>1:41.007</b>
2 - 1:49.507	7 - 3:50.592P	12 - 1:41.121	
3 - 1:46.324	8 - 1:53.869	13 - 1:41.401	
4 - 1:43.971	9 - 1:41.783	14 - 1:42.482	
5 - 1:45.471	10 - 1:42.209	15 - 1:42.032	
<b>58</b>	<b>WILLIAMS/PAPWORTH</b>	BMW M3 E30	
1 - 2:51.003	6 - 4:21.518P	11 - 2:04.765	
2 - 1:48.323	7 - 2:10.903	12 - 2:51.226P	
3 - <b>1:46.366</b>	8 - 1:59.573		
4 - 1:47.470	9 - 2:05.865		
5 - 1:46.479	10 - 4:16.247P		
<b>60</b>	<b>Mark LEMMER</b>	Honda Integra Type R DC5	
1 - 2:20.224	6 - 1:41.784	11 - <b>1:39.870</b>	
2 - 1:51.023	7 - 1:41.155	12 - 2:11.919	
3 - 1:49.815	8 - 3:02.338P	13 - 1:40.249	
4 - 1:42.006	9 - 1:57.224		
5 - 1:59.644	10 - 1:40.698		

Car No's 3 & 73 need working transponders please.  
Weather : Sunny / Dry

Brands Hatch  
Circuit Length = 2.6228 miles.  
Start: 09:01 End: 09:31

# Production S1

## LAP ANALYSIS - QUALIFYING RACE 1

(contd.)

<b>61</b>	<b>McINERNEY/McINERNEY</b>	Honda Integra			
1 -	2:22.279	6 -	1:54.629	11 -	<b>1:41.110</b>
2 -	1:50.266	7 -	1:42.422	12 -	1:46.996
3 -	1:46.769	8 -	1:43.732	13 -	1:41.167
4 -	1:43.262	9 -	1:41.590	14 -	1:41.317
5 -	4:47.832P	10 -	1:42.274		
<b>62</b>	<b>Anna WALENSKA</b>	BMW M3 E36			
1 -	2:43.908	6 -	1:47.166	11 -	1:45.346
2 -	1:49.475	7 -	1:46.206	12 -	1:45.580
3 -	1:59.381	8 -	1:45.619	13 -	1:45.169
4 -	1:47.333	9 -	1:47.722	14 -	1:45.603
5 -	1:46.451	10 -	<b>1:44.956</b>	15 -	1:44.981
<b>64</b>	<b>COULSON/BGATOV</b>	Honda Civic Type R			
1 -	2:34.547	6 -	2:04.605	11 -	1:51.667
2 -	1:51.429	7 -	1:52.307	12 -	1:49.046
3 -	1:54.570	8 -	1:50.765	13 -	1:51.142
4 -	1:52.782	9 -	1:51.011	14 -	<b>1:48.921</b>
5 -	4:08.399P	10 -	1:52.210	15 -	1:49.852
<b>68</b>	<b>THORPE/TAYLOR</b>	Honda Integra Type R			
1 -	2:36.845	6 -	3:34.817P	11 -	1:49.998
2 -	2:08.022	7 -	2:02.114	12 -	1:49.823
3 -	1:45.030	8 -	1:51.411	13 -	1:48.810
4 -	1:45.326	9 -	1:50.430	14 -	1:49.097
5 -	<b>1:44.866</b>	10 -	1:50.149	15 -	1:47.664
<b>72</b>	<b>BALLENTYNE/BALLENTYN</b>	Porsche 944			
1 -	3:04.444	6 -	1:49.000	11 -	1:47.003
2 -	2:01.471	7 -	1:48.235	12 -	1:46.469
3 -	4:18.425P	8 -	1:47.922	13 -	1:47.695
4 -	2:02.117	9 -	1:47.446	14 -	1:49.173
5 -	1:51.796	10 -	1:47.640	15 -	<b>1:45.934</b>
<b>73</b>	<b>SKELTON/FORSTER</b>	Mini Cooper S Works			
1 -	3:06.295	6 -	1:45.704	11 -	1:48.508
2 -	1:52.160	7 -	<b>1:44.813</b>		
3 -	1:46.396	8 -	5:01.214P		
4 -	1:45.660	9 -	1:59.304		
5 -	1:45.389	10 -	1:49.735		
<b>76</b>	<b>FENTON/GARDINER</b>	BMW M3			
1 -	2:21.896	6 -	<b>1:40.017</b>	11 -	1:41.060
2 -	1:43.836	7 -	6:07.801P	12 -	1:41.175
3 -	2:00.179	8 -	2:02.893	13 -	1:40.332
4 -	1:41.758	9 -	1:43.875	14 -	1:42.712
5 -	1:40.549	10 -	1:41.274	15 -	1:40.190

Car No's 3 & 73 need working transponders please.  
Weather : Sunny / Dry

Brands Hatch  
Circuit Length = 2.6228 miles.  
Start: 09:01 End: 09:31

# Production S1

## LAP ANALYSIS - QUALIFYING RACE 1

(contd.)

<b>77</b>	<b>RIDLEY-HOLLOWAY/MASO</b>	Honda Civic Type R			
1 -	2:22.764	6 -	1:42.708		
2 -	1:45.176	7 -	1:43.999		
3 -	<b>1:41.574</b>				
4 -	3:33.521P				
5 -	1:53.492				
<b>78</b>	<b>CLARKE/WILDS</b>	BMW 320i			
1 -	2:49.685	6 -	1:40.518	11 -	1:49.151
2 -	1:42.803	7 -	1:40.103	12 -	1:45.439
3 -	1:42.752	8 -	1:39.992	13 -	1:44.558
4 -	<b>1:39.506</b>	9 -	3:46.627P	14 -	1:47.735
5 -	1:45.390	10 -	2:06.792	15 -	1:45.889
<b>79</b>	<b>WHITE/LOCKIE</b>	BMW M3 E36			
1 -	3:34.067	6 -	1:41.915		
2 -	1:44.570	7 -	1:39.315		
3 -	1:44.140	8 -	1:37.513		
4 -	6:09.863P	9 -	<b>1:37.175</b>		
5 -	2:07.793				
<b>80</b>	<b>SMITH/BENNETT-BAGGS</b>	MG ZR			
1 -	2:50.096	6 -	1:44.614	11 -	1:48.359
2 -	1:47.121	7 -	1:44.992	12 -	1:47.239
3 -	1:45.397	8 -	1:47.216	13 -	1:48.987
4 -	1:45.674	9 -	2:56.621P		
5 -	<b>1:44.018</b>	10 -	2:04.006		
<b>81</b>	<b>SMITH/PLOTNEK</b>	MG ZR			
1 -	2:41.169	6 -	<b>1:42.792</b>	11 -	1:45.308
2 -	1:53.329	7 -	1:49.076	12 -	1:44.152
3 -	1:46.564	8 -	3:04.419P		
4 -	1:43.244	9 -	1:53.301		
5 -	1:43.808	10 -	1:44.346		
<b>82</b>	<b>LEGGATE/OLDAKER</b>	MG ZR			
1 -	4:06.794P	6 -	1:45.362	11 -	1:56.175
2 -	2:00.162	7 -	4:17.049P	12 -	1:53.863
3 -	1:45.121	8 -	2:04.783	13 -	1:52.226
4 -	1:44.856	9 -	1:53.544	14 -	1:50.887
5 -	<b>1:43.712</b>	10 -	2:30.438P		
<b>83</b>	<b>GANNON/GIOVANNI</b>	Honda Integra			
1 -	3:16.032	6 -	1:47.175	11 -	1:46.967
2 -	1:51.066	7 -	3:42.250P	12 -	1:48.245
3 -	1:46.581	8 -	2:00.889	13 -	1:46.840
4 -	1:47.190	9 -	1:47.584	14 -	1:47.024
5 -	<b>1:45.970</b>	10 -	1:47.705	15 -	1:47.009

Car No's 3 & 73 need working transponders please.  
Weather : Sunny / Dry

Brands Hatch  
Circuit Length = 2.6228 miles.  
Start: 09:01 End: 09:31

# Production S1

## LAP ANALYSIS - QUALIFYING RACE 1

(contd.)

<b>84</b>	<b>STOCKLEY/LASLETT/WIL</b>	Honda Civic	
1 - 2:34.816	6 - 1:52.399	11 - 2:06.271	
2 - 1:55.085	7 - 1:50.265	12 - 1:54.993	
3 - 1:51.026	8 - <b>1:48.724</b>	13 - 1:52.087	
4 - 3:48.495P	9 - 1:51.564		
5 - 2:03.533	10 - 4:31.664P		
<b>85</b>	<b>ABBOTT/NEATE</b>	Honda Civic R	
1 - 2:55.159	6 - 1:59.855		
2 - 1:52.316	7 - 1:48.414		
3 - 1:50.278	8 - 1:46.356		
4 - 3:24.698P	9 - <b>1:45.785</b>		
5 - 3:24.596P			
<b>86</b>	<b>HORTON/CUNNINGHAM</b>	Seat Leon Cupra R	
1 - 3:16.391	6 - 1:44.959	11 - 1:46.740	
2 - 1:53.467	7 - 1:44.866	12 - <b>1:43.120</b>	
3 - 1:46.900	8 - 3:40.353P	13 - 1:43.415	
4 - 1:45.137	9 - 1:58.550		
5 - 1:45.356	10 - 1:44.205		
<b>88</b>	<b>FRICK/FLATT</b>	VW Beetle RSi	
1 - 2:34.617	6 - 3:51.129P	11 - 1:52.687	
2 - 1:56.271	7 - 2:03.405	12 - 1:51.022	
3 - 1:52.951	8 - 1:53.321	13 - 1:52.371	
4 - 1:51.521	9 - 1:57.228	14 - <b>1:49.471</b>	
5 - 1:51.932	10 - 1:54.563	15 - 1:49.845	
<b>90</b>	<b>SYMONS/D'CRUZE</b>	BMW M3 E36	
1 - 2:40.272	6 - <b>1:40.164</b>	11 - 1:44.289	16 - 1:41.287
2 - 1:47.673	7 - 1:44.510	12 - 1:41.794	
3 - 1:45.143	8 - 1:40.356	13 - 1:42.397	
4 - 1:40.207	9 - 3:06.503P	14 - 1:42.832	
5 - 1:53.801	10 - 1:57.181	15 - 1:41.954	
<b>92</b>	<b>GEORGE/BENNETT</b>	Honda Civic	
1 - 2:21.269	6 - 1:58.139		
2 - 1:55.440	7 - 1:41.077		
3 - 1:44.691	8 - 1:40.816		
4 - 1:41.967	9 - 1:56.688		
5 - 5:07.124P	10 - <b>1:40.782</b>		
<b>93</b>	<b>CHRISTMAS/WYATT</b>	BMW M3 E36	
1 - 3:15.715	6 - 1:45.459	11 - 1:49.473	
2 - 1:50.620	7 - 1:46.612	12 - 1:45.137	
3 - 1:47.122	8 - 1:45.780	13 - <b>1:45.009</b>	
4 - 1:48.224	9 - 3:29.578P	14 - 1:45.535	
5 - 1:48.429	10 - 2:00.780	15 - 1:45.856	

Car No's 3 & 73 need working transponders please.  
Weather : Sunny / Dry

Brands Hatch  
Circuit Length = 2.6228 miles.  
Start: 09:01 End: 09:31

# Production S1

## LAP ANALYSIS - QUALIFYING RACE 1

(contd.)


<b>96</b>	<b>Rick KRAEMER</b>	<b>Ford Focus</b>			
1 - 3:19.517	6 - 1:44.518	11 - 1:52.207			
2 - 1:55.315	7 - 1:45.223	12 - 1:44.397			
3 - 1:46.146	8 - 1:49.289	13 - <b>1:44.224</b>			
4 - 1:46.685	9 - 4:05.904P				
5 - 1:45.169	10 - 5:11.376P				
<b>97</b>	<b>STEPHENS/CAMPBELL</b>	<b>BMW M3 E30</b>			
1 - 2:12.414	6 - 1:39.221	11 - 1:41.202	16 - 1:42.255		
2 - 1:40.131	7 - 3:31.540P	12 - 2:10.452			
3 - 1:39.003	8 - 1:54.839	13 - 2:50.405P			
4 - 1:39.230	9 - 1:41.050	14 - 1:47.076			
5 - <b>1:38.354</b>	10 - 1:41.020	15 - 1:41.190			
<b>98</b>	<b>ARMSTRONG/HAMPSHIRE</b>	<b>Honda Civic Type R</b>			
1 - 2:45.117	6 - 1:47.573	11 - 1:54.450			
2 - 1:51.203	7 - 1:46.114	12 - 1:47.711			
3 - 1:48.838	8 - 1:45.998	13 - 1:48.541			
4 - 3:32.861P	9 - 1:45.395	14 - <b>1:45.077</b>			
5 - 1:59.401	10 - 3:16.898P	15 - 1:46.792			

Car No's 3 & 73 need working transponders please.  
Weather : Sunny / Dry

# Production S1 GRID FOR RACE 1

ROW 19	88	FRICK/FLATT	52	WELLS
ROW 18	84	STOCKLEY/LASLETT/WIL	64	COULSON/BGATOV
ROW 17	1	KOUNNIS	30	DEPPER
ROW 16	83	GANNON/GIOVANNI	58	WILLIAMS/PAPWORTH
ROW 15	85	ABBOTT/NEATE	72	BALLENTYNE/BALLENTYN
ROW 14	98	ARMSTRONG/HAMPSHIRE	33	SMITH
ROW 13	93	CHRISTMAS/WYATT	49	LASLETT/STOCKLEY
ROW 12	68	THORPE/TAYLOR	62	WALENSKA
ROW 11	96	KRAEMER	73	SKELTON/FORSTER
ROW 10	82	LEGGATE/OLDAKER	80	SMITH/BENNETT-BAGGS
ROW 9	81	SMITH/PLOTNEK	86	HORTON/CUNNINGHAM
ROW 8	77	RIDLEY-HOLLOWAY/MASO	13	BROWN/WHITE
ROW 7	53	GAMSKI	50	MOULSDALE/KENT
ROW 6	55	LAWSON/WILDS	61	McINERNEY/McINERNEY
ROW 5	51	AITKEN/HEINTZLEMAN	92	GEORGE/BENNETT
ROW 4	76	FENTON/GARDINER	90	SYMONS/D'CRUZE
ROW 3	78	CLARKE/WILDS	60	LEMMER
ROW 2	97	STEPHENS/CAMPBELL	3	SELDON/SELDON
ROW 1	79	WHITE/LOCKIE	29	SCOTT/WOOD

**POLE**



**Car No's 3 & 73 need working transponders please.**

**Weather : Sunny / Dry**

**These results are provisional until the conclusion of any judicial and technical matters.**

Brands Hatch

Circuit Length = 2.6228 miles.

Start: 09:01 End: 09:31

Clerk of Course:	Stewards:	Timekeeper:
------------------	-----------	-------------

# Production S1

## PROVISIONAL RESULT - RACE 1

POS	NO	CL	DRIVER	NAT	CAR	TIME	LAPS	GAP	MPH	BEST
1	78	2	CLARKE/WILDS		BMW 320i	1:00:51.061	34		87.94	1:40.291
2	92	2	GEORGE/BENNETT		Honda Civic	1:01:33.478	34	42.417	86.93	1:42.060
3	90	1	SYMONS/D'CRUZE		BMW M3 E36	1:01:34.673	34	43.612	86.90	1:38.691
4	55	2	LAWSON/WILDS		BMW 320i E46	1:02:03.934	34	1:12.873	86.22	1:41.917
5	76	1	FENTON/GARDINER		BMW M3	1:02:09.767	34	1:18.706	86.09	1:39.407
6	77	3	RIDLEY-HOLLOWAY/MASO		Honda Civic Type R	1:00:56.737	33	1 LAP	85.22	1:42.546
7	81	3	SMITH/PLOTNEK		MG ZR	1:00:57.643	33	1 LAP	85.20	1:43.414
8	96	3	Rick KRAEMER		Ford Focus	1:01:11.634	33	1 LAP	84.88	1:44.084
9	97	2	STEPHENS/CAMPBELL		BMW M3 E30	1:01:12.152	33	1 LAP	84.87	1:39.634
10	53	1	Witt GAMSKI		Ferrari 355 Challenge	1:01:24.056	33	1 LAP	84.59	1:41.905
11	13	1	BROWN/WHITE		BMW GTR	1:01:37.098	33	1 LAP	84.29	1:40.114
12	29	1	SCOTT/WOOD		Volkswagen Golf Turbo	1:01:42.219	33	1 LAP	84.18	1:38.669
13	82	3	LEGGATE/OLDAKER		MG ZR	1:01:47.561	33	1 LAP	84.06	1:44.327
14	86	2	HORTON/CUNNINGHAM		Seat Leon Cupra R	1:02:00.461	33	1 LAP	83.76	1:42.200
15	98	3	ARMSTRONG/HAMPSHIRE		Honda Civic Type R	1:02:02.189	33	1 LAP	83.73	1:45.136
16	83	3	GANNON/GIOVANNI		Honda Integra	1:02:08.285	33	1 LAP	83.59	1:45.842
17	51	1	AITKEN/HEINTZLEMAN		Vauxhall Astra	1:02:11.920	33	1 LAP	83.51	1:39.621
18	93	1	CHRISTMAS/WYATT		BMW M3 E36	1:02:14.680	33	1 LAP	83.44	1:42.923
19	85	3	ABBOTT/NEATE		Honda Civic R	1:02:15.920	33	1 LAP	83.42	1:45.274
20	62	1	Anna WALENSKA		BMW M3 E36	1:02:31.309	33	1 LAP	83.08	1:43.043
21	33	3	Mark SMITH		BMW M3 E36	1:02:34.506	33	1 LAP	83.00	1:44.114
22	1	3	Gary KOUNNIS		Mini Cooper S Works	1:02:42.864	33	1 LAP	82.82	1:47.781
23	49	1	LASLETT/STOCKLEY		Lotus Exige 2	1:01:11.489	32	2 LAPS	82.31	1:42.329
24	68	3	THORPE/TAYLOR		Honda Integra Type R	1:01:21.317	32	2 LAPS	82.09	1:44.949
25	64	3	COULSON/BGATOV		Honda Civic Type R	1:01:59.812	32	2 LAPS	81.24	1:49.104
26	52	3	Kevan WELLS		Honda Civic	1:01:05.750	31	3 LAPS	79.86	1:51.759
27	84	3	STOCKLEY/LASLETT/WIL		Honda Civic	57:23.712	30	4 LAPS	82.27	1:46.241
28	73	3	SKELTON/FORSTER		Mini Cooper S Works	53:38.163	27	7 LAPS	79.23	1:45.610

### NOT CLASSIFIED

80	3	SMITH/BENNETT-BAGGS		MG ZR	1:01:30.427	24	N.C.F.	61.42	1:44.690
3	1	SELDON/SELDON		BMW M3 E36 GTR	30:09.026	15	D.N.F.	78.32	1:38.565
88	3	FRICK/FLATT		VW Beetle RSi	1:02:09.831	11	N.C.F.	27.86	1:51.241
61	2	McINERNEY/McINERNEY		Honda Integra	18:53.475	10	D.N.F.	83.36	1:42.961
58	2	WILLIAMS/PAPWORTH		BMW M3 E30	21:07.708	7	D.N.F.	52.19	1:48.714
30	3	Martin DEPPER		Mini Cooper Works S	21:06.351	6	D.N.F.	44.79	1:50.118
79	1	WHITE/LOCKIE		BMW M3 E36	9:09.607	5	D.N.F.	86.02	1:42.482
60	2	Mark LEMMER		Honda Integra Type R DC5	9:09.673	5	D.N.F.	86.01	1:42.590
50	1	MOULSDALE/KENT		Vauxhall Astra	9:11.661	5	D.N.F.	85.70	1:41.975
72	3	BALLENTYNE/BALLENTYN		Porsche 944	6:18.992	3	D.N.F.	74.92	1:53.218

### FASTEST LAP

3	1	SELDON/SELDON		BMW M3 E36 GTR	1:38.565	5	95.79mph	154.16kph
97	2	STEPHENS/CAMPBELL		BMW M3 E30	1:39.634	22	94.76mph	152.51kph
77	3	RIDLEY-HOLLOWAY/MASO		Honda Civic Type R	1:42.546	27	92.07mph	148.18kph

Weather : Sunny / Dry

These results are provisional until the conclusion of any judicial and technical matters.

Brands Hatch

Circuit Length = 2.6228 miles.

Start: 12:37 End: 13:38

Clerk of Course:	Stewards:	Timekeeper:

# Production S1

## LAP CHART FOR RACE 1

Lap 1			Lap 2			Lap 3			Lap 4			Lap 5		
No	Behind	Laptime	No	Behind	Laptime	No	Behind	Laptime	No	Behind	Laptime	No	Behind	Laptime
29		1:42.485	29		2:16.362	29		1:40.305	29		1:39.226	29		1:38.687
3	2.272	1:44.757	3	0.415	2:14.505	3	0.684	1:40.574	3	0.503	1:39.045	3	0.381	1:38.565
97	2.344	1:44.829	97	0.859	2:14.877	97	2.847	1:42.293	76	4.449	1:40.503	76	5.981	1:40.219
79	4.557	1:47.042	79	1.505	2:13.310	76	3.172	1:41.786	97	5.829	1:42.208	97	9.840	1:42.698
76	5.079	1:47.564	76	1.691	2:12.974	79	4.816	1:43.616	79	8.072	1:42.482	78	12.132	1:41.927
60	5.247	1:47.732	60	2.556	2:13.671	60	5.154	1:42.903	60	8.705	1:42.777	90	12.504	1:42.377
78	5.894	1:48.379	78	2.791	2:13.259	78	5.419	1:42.933	90	8.814	1:42.544	79	12.542	1:43.157
90	6.195	1:48.680	90	3.039	2:13.206	90	5.496	1:42.762	78	8.892	1:42.699	60	12.608	1:42.590
92	6.839	1:49.324	92	3.566	2:13.089	92	6.481	1:43.220	51	9.814	1:42.037	51	13.326	1:42.199
51	6.977	1:49.462	51	4.394	2:13.779	51	7.003	1:42.914	92	10.628	1:43.373	50	14.596	1:42.454
61	8.376	1:50.861	50	4.786	2:12.689	50	8.080	1:43.599	50	10.829	1:41.975	92	14.628	1:42.687
50	8.459	1:50.944	61	5.885	2:13.871	61	9.004	1:43.424	61	12.739	1:42.961	61	17.879	1:43.827
55	9.179	1:51.664	55	6.846	2:14.029	55	10.932	1:44.391	55	14.824	1:43.118	13	19.138	1:42.568
53	9.454	1:51.939	53	7.018	2:13.926	53	11.125	1:44.412	53	15.136	1:43.237	55	19.429	1:43.292
13	9.953	1:52.438	13	7.731	2:14.140	13	11.424	1:43.998	13	15.257	1:43.059	53	20.113	1:43.664
77	12.324	1:54.809	77	8.623	2:12.661	77	12.906	1:44.588	77	17.346	1:43.666	77	22.358	1:43.699
86	13.369	1:55.854	86	9.203	2:12.196	86	13.645	1:44.747	86	17.989	1:43.570	86	22.553	1:43.251
80	13.826	1:56.311	80	10.686	2:13.222	80	15.255	1:44.874	80	20.869	1:44.840	81	26.405	1:43.818
81	14.044	1:56.529	81	11.474	2:13.792	81	15.808	1:44.639	81	21.274	1:44.692	49	27.761	1:44.334
93	14.696	1:57.181	93	11.678	2:13.344	93	16.403	1:45.030	49	22.114	1:44.645	80	28.702	1:46.520
73	15.766	1:58.251	73	12.543	2:13.139	49	16.695	1:44.360	93	22.627	1:45.450	93	28.889	1:44.949
49	15.959	1:58.444	49	12.640	2:13.043	96	19.119	1:44.982	96	25.039	1:45.146	96	31.743	1:45.391
96	16.212	1:58.697	96	14.442	2:14.592	73	21.482	1:49.244	73	28.757	1:46.501	62	36.283	1:45.567
82	16.851	1:59.336	82	16.218	2:15.729	62	23.386	1:47.195	62	29.403	1:45.243	73	37.330	1:47.260
62	17.116	1:59.601	62	16.496	2:15.742	68	24.309	1:46.791	98	31.437	1:45.418	98	37.886	1:45.136
68	18.005	2:00.490	68	17.823	2:16.180	98	25.245	1:46.590	68	32.420	1:47.337	68	38.682	1:44.949
98	18.290	2:00.775	98	18.960	2:17.032	82	26.901	1:50.988	82	36.918	1:49.243	33	45.789	1:47.204
85	20.321	2:02.806	85	19.558	2:15.599	85	28.246	1:48.993	33	37.272	1:48.126	82	46.732	1:48.501
33	20.466	2:02.951	33	20.242	2:16.138	33	28.372	1:48.435	85	38.931	1:49.911	83	47.102	1:46.832
1	20.926	2:03.411	1	21.034	2:16.470	83	28.777	1:47.843	83	38.957	1:49.406	85	48.668	1:48.424
83	21.016	2:03.501	83	21.239	2:16.585	1	29.615	1:48.886	1	39.759	1:49.370	1	49.507	1:48.435
58	23.583	2:06.068	58	24.217	2:16.996	58	35.114	1:51.202	58	44.892	1:49.004	58	56.873	1:50.668
84	25.034	2:07.519	84	24.582	2:15.910	84	36.562	1:52.285	84	48.508	1:51.172	84	1:00.790	1:50.969
64	25.964	2:08.449	64	26.138	2:16.536	64	38.762	1:52.929	64	50.909	1:51.373	64	1:01.963	1:49.741
52	27.406	2:09.891	52	26.626	2:15.582	72	39.840	1:53.218	52	55.903	1:54.395	52	1:10.806	1:53.590
72	28.183	2:10.668	72	26.927	2:15.106	52	40.734	1:54.413						

# Production S1

## LAP CHART FOR RACE 1

(contd.)

Lap 6			Lap 7			Lap 8			Lap 9			Lap 10		
No	Behind	Laptime	No	Behind	Laptime	No	Behind	Laptime	No	Behind	Laptime	No	Behind	Laptime
29		1:38.981	29		1:38.948	29		2:25.751	29		2:23.125	29		1:38.835
3	0.334	1:38.934	3	0.509	1:39.123	3	0.975	2:26.217	3	0.471	2:22.621	3	0.455	1:38.819
76	7.612	1:40.612	76	9.441	1:40.777	76	1.780	2:18.090	76	1.474	2:22.819	76	2.720	1:40.081
97	14.278	1:43.419	90	17.445	1:41.348	90	2.258	2:10.564	90	2.550	2:23.417	90	3.791	1:40.076
78	14.656	1:41.505	78	18.198	1:42.490	97	2.774	2:08.734	97	3.605	2:23.956	97	4.989	1:40.219
90	15.045	1:41.522	97	19.791	1:44.461	51	3.938	2:09.033	51	4.336	2:23.523	51	5.122	1:39.621
51	18.931	1:44.586	51	20.656	1:40.673	61	4.488	2:02.255	61	4.898	2:23.535	13	8.672	1:41.746
30	5 LAPS	10:57.535P	92	26.836	1:42.779	13	5.748	2:03.342	13	5.761	2:23.138	61	10.770	1:44.707
92	23.005	1:47.358	61	27.984	1:43.239	55	6.371	2:00.474	55	6.588	2:23.342	55	11.020	1:43.267
61	23.693	1:44.795	13	28.157	1:42.409	86	7.610	2:00.802	86	7.155	2:22.670	86	11.154	1:42.834
13	24.696	1:44.539	55	31.648	1:42.939	77	8.355	2:00.160	77	7.968	2:22.738	77	12.030	1:42.897
55	27.657	1:47.209	53	31.906	1:42.613	81	8.778	1:58.624	81	8.431	2:22.778	49	12.913	1:43.034
53	28.241	1:47.109	86	32.559	1:42.387	49	9.213	1:58.783	49	8.714	2:22.626	81	13.629	1:44.033
86	29.120	1:45.548	77	33.946	1:43.114	93	10.034	1:57.800	93	9.147	2:22.238	93	14.389	1:44.077
77	29.780	1:46.403	81	35.905	1:43.414	80	10.876	1:55.460	80	9.944	2:22.193	80	16.037	1:44.928
81	31.439	1:44.015	49	36.181	1:42.329	96	11.944	1:53.925	96	11.760	2:22.941	96	17.009	1:44.084
49	32.800	1:44.020	93	37.985	1:43.606	62	12.559	1:50.489	62	12.989	2:23.555	62	19.894	1:45.740
93	33.327	1:43.419	80	41.167	1:44.690	98	16.079	1:50.970	52	1 LAP	3:21.265P	98	20.686	1:45.731
80	35.425	1:45.704	96	43.770	1:44.944	73	16.419	1:50.699	98	13.790	2:20.836	73	21.409	1:45.610
96	37.774	1:45.012	62	47.821	1:44.591	68	17.796	1:49.667	73	14.634	2:21.340	33	22.243	1:45.622
62	42.178	1:44.876	98	50.860	1:45.284	33	24.996	1:48.989	68	15.057	2:20.386	68	23.203	1:46.981
73	44.064	1:45.715	73	51.471	1:46.355	83	29.532	1:50.432	33	15.456	2:13.585	83	24.117	1:46.862
98	44.524	1:45.619	68	53.880	1:47.616	82	31.232	1:51.488	83	16.090	2:09.683	82	25.875	1:47.658
68	45.212	1:45.511	33	1:01.758	1:46.247	85	35.990	1:54.506	82	17.052	2:08.945	85	26.908	1:48.252
33	54.459	1:47.651	83	1:04.851	1:46.735	30	5 LAPS	1:54.026	85	17.491	2:04.626	1	28.262	1:48.195
82	56.424	1:48.673	82	1:05.495	1:48.019	1	36.929	1:54.263	30	5 LAPS	2:04.704	30	5 LAPS	1:50.118
83	57.064	1:48.943	85	1:07.235	1:47.931	84	49.365	1:51.290	1	18.902	2:05.098	84	30.148	1:49.332
85	58.252	1:48.565	30	5 LAPS	2:25.646	64	51.398	1:50.708	84	19.651	1:53.411	64	32.475	1:49.864
1	58.980	1:48.454	1	1:08.417	1:48.385	53	1:32.396	3:26.241P	64	21.446	1:53.173	58	4 LAPS	9:25.056
84	1:12.448	1:50.639	84	1:23.826	1:50.326	78	1:46.803	3:54.356P	53	1:02.064	1:52.793	52	1 LAP	2:07.047
64	1:14.324	1:51.342	64	1:26.441	1:51.065	92	1:50.108	3:49.023P	78	1:09.844	1:46.166	53	1:07.174	1:43.945
52	1:26.581	1:54.756	52	1:41.497	1:53.864				92	1:13.887	1:46.904	78	1:12.443	1:41.434
												92	1:17.112	1:42.060

Weather : Sunny / Dry

msttimina.com

Page 2 of 7

Brands Hatch

Circuit Length = 2.6228 miles.

Start: 12:37 End: 13:38

Printed - 13:42 Saturday, 17 June 2006

# Production S1

## LAP CHART FOR RACE 1

(contd.)

Lap 11			Lap 12			Lap 13			Lap 14			Lap 15		
No	Behind	Laptime	No	Behind	Laptime	No	Behind	Laptime	No	Behind	Laptime	No	Behind	Laptime
29		1:38.669	29		1:39.100	29		2:15.187	29		2:30.018	29		1:38.924
3	0.596	1:38.810	3	0.400	1:38.904	51	1.491	2:08.653	13	2.486	2:29.482	3	1 LAP	1:45.616
76	3.490	1:39.439	76	3.797	1:39.407	53	1 LAP	2:46.061P	49	2.937	2:28.774	13	5.027	1:41.465
90	4.986	1:39.864	90	5.855	1:39.969	13	3.022	2:06.951	33	1 LAP	2:27.316	49	7.270	1:43.257
51	7.063	1:40.610	51	8.025	1:40.062	49	4.181	1:57.349	62	6.321	2:27.610	33	1 LAP	1:44.955
97	8.666	1:42.346	97	10.968	1:41.402	77	5.253	1:57.099	73	8.803	2:26.521	62	11.744	1:44.347
13	10.117	1:40.114	13	11.258	1:40.241	93	6.360	1:56.237	1	12.650	2:20.174	1	21.651	1:47.925
55	15.083	1:42.732	33	1 LAP	3:13.069P	33	1 LAP	2:05.684	84	12.910	2:17.177	51	1 LAP	4:29.950P
86	15.970	1:43.485	86	20.887	1:44.017	62	8.729	1:54.026	64	15.185	2:16.281	53	1 LAP	1:44.861
49	18.596	1:44.352	49	22.019	1:42.523	98	11.869	1:51.930	53	1 LAP	2:42.413	78	25.881	1:40.962
77	18.853	1:45.492	77	23.341	1:43.588	73	12.300	1:51.870	52	1 LAP	2:00.354	84	25.986	1:52.000
93	20.287	1:44.567	93	25.310	1:44.123	68	13.116	1:51.105	78	23.843	2:00.284	64	27.202	1:50.941
81	20.921	1:45.961	81	25.789	1:43.968	82	18.745	1:50.939	92	24.035	2:00.050	92	28.238	1:43.127
96	23.676	1:45.336	62	29.890	1:44.722	85	21.158	1:51.414	81	47.514	1:53.419	93	1 LAP	4:31.951P
62	24.268	1:43.043	96	31.245	1:46.669	1	22.494	1:51.496	96	52.461	1:50.669	52	1 LAP	1:54.748
98	27.551	1:45.534	98	35.126	1:46.675	84	25.751	1:50.304	55	59.971	1:44.857	81	54.425	1:45.835
73	28.555	1:45.815	73	35.617	1:46.162	64	28.922	1:50.566	83	1:20.274	2:02.531	96	58.480	1:44.943
68	31.213	1:46.679	68	37.198	1:45.085	52	1 LAP	1:57.396	97	1:20.633	1:57.386	55	1:03.585	1:42.538
83	32.380	1:46.932	83	40.569	1:47.289	78	53.577	1:52.603	77	1:21.701	3:46.466P	97	1:22.356	1:40.647
82	34.493	1:47.287	82	42.993	1:47.600	92	54.003	1:45.440	86	1:20.975	1:55.129	86	1:25.352	1:43.301
85	36.520	1:48.281	85	44.931	1:47.511	81	1:24.113	3:13.511P	98	1:24.634	3:42.783P	90	1:28.274	1:40.853
1	37.374	1:47.781	1	46.185	1:47.911	96	1:31.810	3:15.752P	90	1:26.345	1:49.741	76	1:29.109	1:41.193
84	40.171	1:48.692	84	50.634	1:49.563	55	1:45.132	1:54.331	76	1:26.840	1:48.203	77	1:30.892	1:48.115
64	43.539	1:49.733	64	53.543	1:49.104	83	1:47.761	3:22.379P	68	1:32.037	3:48.939P	83	1:32.259	1:50.909
30	5 LAPS	1:54.322	52	1 LAP	1:53.683	97	1:53.265	3:57.484P	82	1:33.470	3:44.743P	98	1:38.343	1:52.633
58	4 LAPS	1:48.714	78	1:16.161	1:40.871	86	1:55.864	3:50.164P	85	1:34.703	3:43.563P			
52	1 LAP	1:53.112	92	1:23.750	1:42.280	90	2:06.622	4:15.954P						
53	1:11.724	1:43.219	55	2:05.988	3:30.005P	76	2:08.655	4:20.045P						
78	1:14.390	1:40.616				3	2:26.389	4:41.176P						
92	1:20.570	1:42.127												

Weather : Sunny / Dry

msttimina.com

Page 3 of 7

Brands Hatch

Circuit Length = 2.6228 miles.

Start: 12:37 End: 13:38

Printed - 13:42 Saturday, 17 June 2006

**Production S1  
LAP CHART FOR RACE 1**

(contd.)

Lap 16			Lap 17			Lap 18			Lap 19			Lap 20		
No	Behind	Laptime	No	Behind	Laptime	No	Behind	Laptime	No	Behind	Laptime	No	Behind	Laptime
29		1:39.120	29		1:40.728	29		1:39.930	29		1:39.443	29		1:39.881
3	1 LAP	1:41.360	83	1 LAP	1:47.895	73	2 LAPS	1:59.514	77	1 LAP	1:43.983	77	1 LAP	1:42.977
82	1 LAP	1:52.007	98	1 LAP	1:47.469	83	1 LAP	1:48.005	13	14.683	1:42.260	13	16.905	1:42.103
13	8.047	1:42.140	13	9.470	1:42.151	13	11.866	1:42.326	73	2 LAPS	1:51.666	83	1 LAP	1:47.653
85	1 LAP	1:53.160	82	1 LAP	1:46.243	98	1 LAP	1:46.033	1	1 LAP	2:58.028P	98	1 LAP	1:47.059
49	11.119	1:42.969	85	1 LAP	1:46.126	82	1 LAP	1:44.961	83	1 LAP	1:47.887	73	2 LAPS	1:51.978
33	1 LAP	1:45.654	49	15.222	1:44.831	49	18.940	1:43.648	98	1 LAP	1:46.328	1	1 LAP	1:51.551
68	1 LAP	2:03.955	62	22.653	1:45.301	85	1 LAP	1:46.397	49	23.536	1:44.039	82	1 LAP	1:45.795
62	18.080	1:45.456	33	1 LAP	1:46.084	62	26.722	1:43.999	82	1 LAP	1:45.538	78	31.255	1:40.465
53	1 LAP	1:42.710	53	1 LAP	1:43.021	33	1 LAP	1:45.030	85	1 LAP	1:45.274	85	1 LAP	1:45.595
78	27.228	1:40.467	78	27.950	1:41.450	78	28.927	1:40.907	78	30.671	1:41.187	53	1 LAP	1:42.600
1	31.457	1:48.926	68	1 LAP	1:52.284	53	1 LAP	1:42.649	62	32.225	1:44.946	62	37.572	1:45.228
92	32.371	1:43.253	92	34.649	1:43.006	84	1 LAP	3:15.683P	53	1 LAP	1:42.361	33	1 LAP	1:44.564
84	36.471	1:49.605	1	38.795	1:48.066	92	37.958	1:43.239	33	1 LAP	1:44.971	92	44.147	1:42.623
51	1 LAP	1:55.447	51	1 LAP	1:44.573	68	1 LAP	1:50.207	92	41.405	1:42.890	51	1 LAP	1:43.393
64	39.704	1:51.622	64	48.710	1:49.734	51	1 LAP	1:44.001	68	1 LAP	1:49.455	68	1 LAP	1:48.965
93	1 LAP	1:54.409	93	1 LAP	1:46.660	93	1 LAP	1:45.880	51	1 LAP	1:44.297	84	1 LAP	1:49.170
52	1 LAP	1:53.844	81	1:05.910	1:45.522	64	58.563	1:49.783	84	1 LAP	1:59.771	86	1 LAP	1:47.560
81	1:01.116	1:45.811	52	1 LAP	1:53.394	81	1:11.369	1:45.389	86	1 LAP	2:42.895P	93	1 LAP	1:45.328
96	1:04.572	1:45.212	55	1:08.783	1:42.200	55	1:11.575	1:42.722	93	1 LAP	1:45.237	55	1:18.089	1:42.947
55	1:07.311	1:42.846	96	1:09.982	1:46.138	96	1:15.925	1:45.873	64	1:09.450	1:50.330	64	1:19.678	1:50.109
73	1 LAP	4:33.517P	97	1:23.736	1:40.758	52	1 LAP	1:52.990	55	1:15.023	1:42.891	81	1:22.623	1:45.006
97	1:23.706	1:40.470	90	1:26.826	1:38.883	97	1:24.882	1:41.076	81	1:17.498	1:45.572	90	1:26.502	1:40.844
90	1:28.671	1:39.517	86	1:32.567	1:43.208	90	1:25.587	1:38.691	96	1:21.510	1:45.028	97	1:27.672	1:40.820
76	1:29.872	1:39.883	76	1:33.573	1:44.429	76	1:36.468	1:42.825	90	1:25.539	1:39.395	96	1:29.106	1:47.477
86	1:30.087	1:43.855	77	1:38.927	1:43.868				97	1:26.733	1:41.294	76	1:39.454	1:40.588
77	1:35.787	1:44.015							52	1 LAP	1:53.333			
									76	1:38.747	1:41.722			
									80	8 LAPS	17:45.669P			

# Production S1

## LAP CHART FOR RACE 1

(contd.)

Lap 21			Lap 22			Lap 23			Lap 24			Lap 25		
No	Behind	Laptime	No	Behind	Laptime	No	Behind	Laptime	No	Behind	Laptime	No	Behind	Laptime
29		1:39.933	78		1:41.790	78		1:40.545	78		1:41.183	78		1:40.422
52	2 LAPS	1:52.842	83	1 LAP	1:48.693	53	1 LAP	1:45.482	29	1 LAP	1:53.740	29	1 LAP	1:46.310
77	1 LAP	1:43.612	98	1 LAP	1:48.273	83	1 LAP	1:48.659	52	2 LAPS	1:54.257	53	1 LAP	1:42.436
80	9 LAPS	2:10.417	82	1 LAP	1:45.706	98	1 LAP	1:48.233	53	1 LAP	1:41.905	92	21.927	1:43.485
83	1 LAP	1:47.152	53	1 LAP	1:43.981	82	1 LAP	1:47.099	82	1 LAP	1:44.864	82	1 LAP	1:45.440
98	1 LAP	1:46.466	73	2 LAPS	1:48.680	92	16.574	1:42.309	98	1 LAP	1:45.899	52	2 LAPS	1:52.532
78	33.006	1:41.684	85	1 LAP	1:47.843	85	1 LAP	1:46.760	92	18.864	1:43.473	98	1 LAP	1:45.421
82	1 LAP	1:46.473	1	1 LAP	1:50.791	73	2 LAPS	1:49.577	83	1 LAP	1:47.775	83	1 LAP	1:46.202
73	2 LAPS	1:50.546	92	14.810	1:42.993	1	1 LAP	1:50.444	85	1 LAP	1:46.158	85	1 LAP	1:46.186
1	1 LAP	1:49.533	33	1 LAP	1:46.942	13	1 LAP	1:51.050	73	2 LAPS	1:47.869	13	1 LAP	1:41.968
53	1 LAP	1:42.809	80	9 LAPS	1:59.311	51	1 LAP	1:43.752	13	1 LAP	1:43.151	73	2 LAPS	1:50.666
85	1 LAP	1:46.141	13	1 LAP	3:56.010P	80	9 LAPS	1:56.850	1	1 LAP	1:48.439	1	1 LAP	1:48.107
33	1 LAP	1:44.114	51	1 LAP	1:43.327	33	1 LAP	1:59.659	51	1 LAP	1:44.518	86	1 LAP	1:42.502
92	46.613	1:42.399	86	1 LAP	1:42.200	86	1 LAP	1:42.278	86	1 LAP	1:44.727	33	1 LAP	1:47.239
51	1 LAP	1:43.254	88	20 LAPS	2:09.104P	84	1 LAP	1:47.182	33	1 LAP	1:47.145	51	1 LAP	1:55.686
49	1 LAP	3:57.475P	62	1 LAP	3:57.437P	93	1 LAP	1:45.861	80	9 LAPS	1:55.482	90	52.281	1:40.374
86	1 LAP	1:42.909	64	1 LAP	3:16.180P	55	51.609	1:43.571	90	52.329	1:40.818	97	55.529	1:41.157
68	1 LAP	1:48.130	68	1 LAP	1:49.454	90	52.694	1:40.574	93	1 LAP	1:44.135	55	57.384	1:43.896
84	1 LAP	1:47.905	84	1 LAP	1:47.511	68	1 LAP	1:52.162	55	53.910	1:43.484	93	1 LAP	1:45.427
93	1 LAP	1:45.572	93	1 LAP	1:45.645	97	55.327	1:42.142	97	54.794	1:40.650	80	9 LAPS	1:55.073
55	1:20.997	1:42.841	49	1 LAP	1:58.665	49	1 LAP	1:51.137	84	1 LAP	1:48.354	84	1 LAP	1:46.241
90	1:27.179	1:40.610	55	48.583	1:42.382	62	1 LAP	1:56.533	62	1 LAP	1:46.140	62	1 LAP	1:45.337
97	1:28.892	1:41.153	90	52.665	1:40.282	64	1 LAP	2:01.057	68	1 LAP	1:49.518	76	1:06.947	1:41.894
81	1:30.501	1:47.811	97	53.730	1:39.634	81	1:05.068	1:45.403	49	1 LAP	1:48.338	68	1 LAP	1:49.104
96	1:34.226	1:45.053	81	1:00.210	1:44.505	76	1:05.580	1:40.779	76	1:05.475	1:41.078	49	1 LAP	1:48.265
76	1:39.786	1:40.265	96	1:04.710	1:45.280	88	22 LAPS	43:26.813	81	1:09.066	1:45.181	81	1:13.320	1:44.676
77	1:53.460	1:43.148	76	1:05.346	1:40.356	96	1:10.642	1:46.477	96	1:14.264	1:44.805	96	1:21.660	1:47.818
52	1 LAP	1:52.555	77	1:21.518	1:42.854	77	1:23.694	1:42.721	64	1 LAP	1:53.838	64	1 LAP	1:51.887
			29	1:34.153	3:48.949P				88	22 LAPS	1:52.698	77	1:28.024	1:43.004
			52	1 LAP	1:53.824				77	1:25.442	1:42.931	88	22 LAPS	1:51.308

Weather : Sunny / Dry

msttimina.com

Page 5 of 7

Brands Hatch

Circuit Length = 2.6228 miles.

Start: 12:37 End: 13:38

Printed - 13:42 Saturday, 17 June 2006

**Production S1  
LAP CHART FOR RACE 1**

(contd.)


Lap 26			Lap 27			Lap 28			Lap 29			Lap 30		
No	Behind	Laptime	No	Behind	Laptime	No	Behind	Laptime	No	Behind	Laptime	No	Behind	Laptime
78		1:40.782	78		1:40.677	78		1:40.764	78		1:40.291	78		1:41.078
53	1 LAP	1:42.571	88	23 LAPS	1:52.014	64	2 LAPS	1:51.541	64	2 LAPS	1:51.253	68	2 LAPS	1:49.170
29	1 LAP	1:47.035	53	1 LAP	1:42.292	88	23 LAPS	1:52.680	53	1 LAP	1:42.897	80	10 LAPS	1:52.320
92	24.512	1:43.367	29	1 LAP	1:45.753	53	1 LAP	1:42.164	88	23 LAPS	1:52.469	53	1 LAP	1:43.491
82	1 LAP	1:44.916	92	26.866	1:43.031	29	1 LAP	1:45.037	92	31.911	1:43.875	64	2 LAPS	1:52.389
98	1 LAP	1:45.414	82	1 LAP	1:44.327	92	28.327	1:42.225	29	1 LAP	1:47.504	92	33.462	1:42.629
83	1 LAP	1:46.941	98	1 LAP	1:45.754	82	1 LAP	1:44.591	13	1 LAP	1:42.463	88	23 LAPS	1:51.241
13	1 LAP	1:43.282	13	1 LAP	1:41.617	13	1 LAP	1:42.048	82	1 LAP	1:45.261	29	1 LAP	1:45.540
52	2 LAPS	1:52.970	83	1 LAP	1:46.612	98	1 LAP	1:47.251	98	1 LAP	1:46.254	13	1 LAP	1:42.382
85	1 LAP	1:47.494	85	1 LAP	1:47.600	83	1 LAP	1:46.300	90	49.293	1:39.495	82	1 LAP	1:44.812
86	1 LAP	1:44.527	52	2 LAPS	1:52.257	86	1 LAP	1:42.734	83	1 LAP	1:45.842	90	48.203	1:39.988
73	2 LAPS	1:48.281	86	1 LAP	1:42.792	85	1 LAP	1:47.711	86	1 LAP	1:42.458	98	1 LAP	1:46.712
1	1 LAP	1:48.143	90	51.506	1:40.878	90	50.089	1:39.347	85	1 LAP	1:47.049	86	1 LAP	1:43.579
51	1 LAP	1:42.412	73	2 LAPS	1:48.277	52	2 LAPS	1:51.759	51	1 LAP	1:44.751	83	1 LAP	1:47.695
90	51.305	1:39.806	51	1 LAP	1:44.089	51	1 LAP	1:45.043	55	1:04.823	1:42.510	85	1 LAP	1:47.225
33	1 LAP	1:47.574	1	1 LAP	1:48.195	73	2 LAPS	1:48.345	1	1 LAP	1:47.881	51	1 LAP	1:43.542
97	57.335	1:42.588	97	56.944	1:40.286	55	1:02.604	1:42.879	52	2 LAPS	1:53.101	55	1:05.854	1:42.109
55	58.519	1:41.917	55	1:00.489	1:42.647	1	1 LAP	1:49.394	76	1:11.309	1:42.867	93	1 LAP	1:43.875
93	1 LAP	1:43.517	33	1 LAP	1:48.453	93	1 LAP	1:45.176	93	1 LAP	1:44.108	76	1:15.776	1:45.545
76	1:07.665	1:41.500	93	1 LAP	1:44.351	33	1 LAP	1:47.771	33	1 LAP	1:46.881	1	1 LAP	1:48.586
84	1 LAP	1:47.120	76	1:08.033	1:41.045	76	1:08.733	1:41.464	73	2 LAPS	1:54.765	33	1 LAP	1:46.859
62	1 LAP	1:46.002	84	1 LAP	1:46.659	62	1 LAP	1:45.107	62	1 LAP	1:44.530	52	2 LAPS	1:53.367
80	9 LAPS	1:53.909	62	1 LAP	1:44.166	84	1 LAP	1:47.449	97	1:23.815	1:43.504	62	1 LAP	1:45.343
81	1:18.981	1:46.443	81	1:22.983	1:44.679	97	1:20.602	2:04.422	84	1 LAP	1:46.698	84	1 LAP	1:47.220
68	1 LAP	1:49.435	80	9 LAPS	1:50.581	81	1:27.043	1:44.824	81	1:31.503	1:44.751	81	1:35.650	1:45.225
49	1 LAP	1:49.867	68	1 LAP	1:48.057	80	9 LAPS	1:49.194	49	1 LAP	1:46.619			
96	1:25.599	1:44.721	49	1 LAP	1:47.412	49	1 LAP	1:46.733	77	1:39.973	1:45.083			
77	1:31.174	1:43.932	96	1:29.816	1:44.894	68	1 LAP	1:48.204	96	1:40.789	1:47.135			
64	1 LAP	1:51.056	77	1:33.043	1:42.546	96	1:33.945	1:44.893						
						77	1:35.181	1:42.902						

**Production S1  
LAP CHART FOR RACE 1**

(contd.)

Lap 31			Lap 32			Lap 33			Lap 34			Lap 35		
No	Behind	Laptime	No	Behind	Laptime	No	Behind	Laptime	No	Behind	Laptime	No	Behind	Laptime
78		1:42.110	78		1:40.801	78		1:43.190	78		1:40.784			
77	1 LAP	1:44.228	77	1 LAP	1:43.112	81	1 LAP	1:47.646	77	1 LAP	1:43.279			
49	2 LAPS	1:50.317	49	2 LAPS	1:46.633	52	3 LAPS	1:52.902	81	1 LAP	1:45.717			
96	1 LAP	1:49.843	96	1 LAP	1:46.516	77	1 LAP	1:43.047	52	3 LAPS	1:52.899			
68	2 LAPS	1:50.648	68	2 LAPS	1:48.741	49	2 LAPS	1:46.345	49	2 LAPS	1:46.323			
80	10 LAPS	1:53.733	97	1 LAP	1:43.736	96	1 LAP	1:45.606	96	1 LAP	1:45.782			
97	1 LAP	2:17.709	80	10 LAPS	1:50.516	97	1 LAP	1:42.929	97	1 LAP	1:40.865			
53	1 LAP	1:43.779	53	1 LAP	1:42.979	68	2 LAPS	1:48.800	68	2 LAPS	1:47.312			
92	36.676	1:45.324	92	39.571	1:43.696	53	1 LAP	1:44.375	53	1 LAP	1:43.121			
64	2 LAPS	1:51.857	13	1 LAP	1:42.720	80	10 LAPS	1:50.411	80	10 LAPS	1:48.219			
13	1 LAP	1:44.075	90	45.534	1:40.946	92	39.646	1:43.265	92	42.417	1:43.555			
29	1 LAP	1:45.917	29	1 LAP	1:44.753	13	1 LAP	1:42.229	90	43.612	1:40.949			
88	23 LAPS	1:52.029	64	2 LAPS	1:52.283	90	43.447	1:41.103	13	1 LAP	1:43.493			
90	45.389	1:39.296	82	1 LAP	1:45.153	29	1 LAP	1:43.828	29	1 LAP	1:44.215			
82	1 LAP	1:44.829	88	23 LAPS	1:52.156	82	1 LAP	1:45.937	82	1 LAP	1:44.460			
98	1 LAP	1:46.287	86	1 LAP	1:43.363	64	2 LAPS	1:51.133	64	2 LAPS	1:51.955			
86	1 LAP	1:43.830	98	1 LAP	1:46.502	86	1 LAP	1:45.018	86	1 LAP	1:50.071			
83	1 LAP	1:46.288	83	1 LAP	1:46.139	98	1 LAP	1:47.022	98	1 LAP	1:46.866			
55	1:07.144	1:43.400	55	1:08.869	1:42.526	88	23 LAPS	1:53.187	55	1:12.873	1:44.459			
85	1 LAP	1:47.736	51	1 LAP	1:44.161	83	1 LAP	1:46.727	83	1 LAP	1:48.958			
51	1 LAP	1:46.331	85	1 LAP	1:46.428	55	1:09.198	1:43.519	76	1:18.706	1:42.373			
76	1:16.079	1:42.413	76	1:16.832	1:41.554	51	1 LAP	1:46.001	88	23 LAPS	1:53.236			
93	1 LAP	1:44.192	93	1 LAP	1:42.923	76	1:17.117	1:43.475	51	1 LAP	1:46.240			
33	1 LAP	1:46.522	33	1 LAP	1:46.930	85	1 LAP	1:47.914	93	1 LAP	1:44.295			
1	1 LAP	1:49.768	62	1 LAP	1:43.964	93	1 LAP	1:44.117	85	1 LAP	1:46.741			
62	1 LAP	1:44.340	1	1 LAP	1:48.937	62	1 LAP	1:45.242	62	1 LAP	1:45.891			
52	2 LAPS	1:52.828				33	1 LAP	1:48.126	33	1 LAP	1:48.016			
84	1 LAP	1:46.555				1	1 LAP	1:49.194	1	1 LAP	1:52.627			
81	1:37.994	1:44.454												

# Production S1 GRID FOR RACE 6

ROW 15	60	LEMMER	50	MOULSDALE/KENT
ROW 14	88	FRICK/FLATT	61	McINERNEY/McINERNEY
ROW 13	80	SMITH/BENNETT-BAGGS	3	SELDON/SELDON
ROW 12	84	STOCKLEY/LASLETT/WIL	73	SKELTON/FORSTER
ROW 11	68	THORPE/TAYLOR	64	COULSON/BGATOV
ROW 10	33	SMITH	49	LASLETT/STOCKLEY
ROW 9	85	ABBOTT/NEATE	62	WALENSKA
ROW 8	51	AITKEN/HEINTZLEMAN	93	CHRISTMAS/WYATT
ROW 7	86	HORTON/CUNNINGHAM	98	ARMSTRONG/HAMPSHIRE
ROW 6	29	SCOTT/WOOD	82	LEGGATE/OLDAKER
ROW 5	53	GAMSKI	13	BROWN/WHITE
ROW 4	96	KRAEMER	97	STEPHENS/CAMPBELL
ROW 3	77	RIDLEY-HOLLOWAY/MASO	81	SMITH/PLOTNEK
ROW 2	55	LAWSON/WILDS	76	FENTON/GARDINER
ROW 1	78	CLARKE/WILDS	90	SYMONS/D'CRUZE
<b>POLE</b>				
				

Weather : Sunny / Dry

These results are provisional until the conclusion of any judicial and technical matters.

Brands Hatch  
Circuit Length = 2.6228 miles.

Clerk of Course:	Stewards:	Timekeeper:
------------------	-----------	-------------

# Production S1

## PROVISIONAL RESULT - RACE 6 - 1 HOUR Bulletin

POS	NO	CL	DRIVER	NAT	CAR	TIME	LAPS	GAP	MPH	BEST
1	29	1	SCOTT/WOOD		Volkswagen Golf Turbo	1:02:27.660	36		90.71	1:37.807
2	97	2	STEPHENS/CAMPBELL		BMW M3 E30	1:02:51.583	36	23.923	90.14	1:39.983
3	3	1	SELDON/SELDON		BMW M3 E36 GTR	1:02:54.185	36	26.525	90.08	1:38.447
4	90	1	SYMONS/D'CRUZE		BMW M3 E36	1:02:54.733	36	27.073	90.06	1:38.603
5	76	1	FENTON/GARDINER		BMW M3	1:02:59.566	36	31.906	89.95	1:39.277
6	77	3	RIDLEY-HOLLOWAY/MASO		Honda Civic Type R	1:03:46.143	36	1:18.483	88.85	1:42.096
7	53	1	Witt GAMSKI		Ferrari 355 Challenge	1:03:15.952	35	1 LAP	87.07	1:40.834
8	55	2	LAWSON/WILDS		BMW 320i E46	1:03:17.317	35	1 LAP	87.04	1:42.099
9	78	2	CLARKE/WILDS		BMW 320i	1:03:32.809	35	1 LAP	86.69	1:40.155
10	81	3	SMITH/PLOTNEK		MG ZR	1:03:33.614	35	1 LAP	86.67	1:42.851
11	96	3	Rick KRAEMER		Ford Focus	1:03:43.968	35	1 LAP	86.43	1:45.096
12	33	3	Mark SMITH		BMW M3 E36	1:03:45.608	35	1 LAP	86.40	1:44.583
13	50	1	MOULSDALE/KENT		Vauxhall Astra	1:01:13.981	34	2 LAPS	87.39	1:40.703
14	68	3	THORPE/TAYLOR		Honda Integra Type R	1:02:07.652	34	2 LAPS	86.14	1:44.385
15	86	2	HORTON/CUNNINGHAM		Seat Leon Cupra R	1:02:30.377	34	2 LAPS	85.61	1:40.749
16	49	1	WILSHIRE/STOCKLEY		Lotus Exige 2	1:03:41.238	34	2 LAPS	84.03	1:44.392
17	82	3	LEGGATE/OLDAKER		MG ZR	1:02:23.891	33	3 LAPS	83.24	1:43.959
18	64	3	COULSON/BGATOV		Honda Civic Type R	1:02:38.398	33	3 LAPS	82.92	1:46.835
19	84	3	STOCKLEY/LASLETT		Honda Civic	58:40.748	32	4 LAPS	85.83	1:45.880
20	73	3	SKELTON/FORSTER		Mini Cooper S Works	1:02:28.883	31	5 LAPS	78.09	1:47.785
21	93	1	CHRISTMAS/WYATT		BMW M3 E36	51:33.469	28	8 LAPS	85.48	1:41.604
22	61	2	McINERNEY/McINERNEY		Honda Integra	1:02:38.273	26	10 LAPS	65.33	1:41.927
23	13	1	BROWN/WHITE		BMW GTR	32:05.077	19	17 LAPS	93.22	1:39.917
24	88	3	FRICK/FLATT		VW Beetle RSi	27:49.286	15	21 LAPS	84.88	1:48.911
25	80	3	SMITH/BENNETT-BAGGS		MG ZR	24:55.837	14	22 LAPS	88.41	1:44.714
26	85	3	ABBOTT/NEATE		Honda Civic R	58:45.171	11	25 LAPS	29.48	1:43.938
27	51	1	AITKEN/HEINTZLEMAN		Vauxhall Astra	10:26.878	6	30 LAPS	90.48	1:41.385
28	58	2	WILLIAMS/PAPWORTH		BMW M3 E30	13:07.024	6	30 LAPS	72.07	1:49.295
29	98	3	ARMSTRONG/HAMPSHIRE		Honda Civic Type R	9:21.865	5	31 LAPS	84.14	1:49.576

### FASTEST LAP

29	1	SCOTT/WOOD	Volkswagen Golf Turbo	1:37.807	30	96.53mph	155.36kph
97	2	STEPHENS/CAMPBELL	BMW M3 E30	1:39.983	34	94.43mph	151.98kph
77	3	RIDLEY-HOLLOWAY/MASO	Honda Civic Type R	1:42.096	10	92.48mph	148.83kph

Weather : Sunny / Dry

These results are provisional until the conclusion of any judicial and technical matters.

Brands Hatch

Circuit Length = 2.6228 miles.

Start: 10:13 End: 11:13

Clerk of Course:	Stewards:	Timekeeper:
------------------	-----------	-------------

# Production S1

## PROVISIONAL RESULT - RACE 6

POS	NO	CL	DRIVER	NAT	CAR	TIME	LAPS	GAP	MPH	BEST
1	90	1	SYMONS/D'CRUZE		BMW M3 E36	2:01:21.132	71		92.08	1:38.603
2	76	1	FENTON/GARDINER		BMW M3	2:02:16.964	71	55.832	91.38	1:39.277
3	77	3	RIDLEY-HOLLOWAY/MASO		Honda Civic Type R	2:02:45.042	70	1 LAP	89.75	1:42.096
4	97	2	STEPHENS/CAMPBELL		BMW M3 E30	2:02:51.471	70	1 LAP	89.67	1:39.983
5	53	1	Witt GAMSKI		Ferrari 355 Challenge	2:01:51.682	69	2 LAPS	89.11	1:40.834
6	55	2	LAWSON/WILDS		BMW 320i E46	2:01:53.587	69	2 LAPS	89.09	1:42.099
7	86	2	HORTON/CUNNINGHAM		Seat Leon Cupra R	2:01:37.439	68	3 LAPS	87.99	1:40.749
8	81	3	SMITH/PLOTNEK		MG ZR	2:01:37.968	68	3 LAPS	87.98	1:42.851
9	68	3	THORPE/TAYLOR		Honda Integra Type R	2:02:43.506	67	4 LAPS	85.92	1:44.385
10	96	3	Rick KRAEMER		Ford Focus	2:03:02.953	67	4 LAPS	85.69	1:44.778
11	33	3	Mark SMITH		BMW M3 E36	2:01:35.139	66	5 LAPS	85.43	1:44.583
12	78	2	CLARKE/WILDS		BMW 320i	2:02:49.422	65	6 LAPS	83.29	1:40.155
13	64	3	COULSON/BGATOV		Honda Civic Type R	2:02:09.671	64	7 LAPS	82.45	1:46.835
14	84	3	STOCKLEY/LASLETT		Honda Civic	2:01:43.903	62	9 LAPS	80.16	1:45.880
15	73	3	SKELTON/FORSTER		Mini Cooper S Works	1:58:23.565	60	11 LAPS	79.76	1:47.785
16	82	3	LEGGATE/OLDAKER		MG ZR	1:46:02.175	58	13 LAPS	86.08	1:43.711
17	3	1	SELDON/SELDON		BMW M3 E36 GTR	1:43:23.049	56	15 LAPS	85.25	1:38.447
18	61	2	McINERNEY/McINERNEY		Honda Integra	2:03:00.441	56	15 LAPS	71.65	1:41.927

### NOT CLASSIFIED

29	1	SCOTT/WOOD		Volkswagen Golf Turbo	1:09:06.649	40	D.N.F.	91.09	1:37.807
49	1	WILSHIRE/STOCKLEY		Lotus Exige 2	1:05:26.395	35	D.N.F.	84.18	1:44.392
50	1	MOULSDALE/KENT		Vauxhall Astra	1:05:27.374	35	D.N.F.	84.16	1:40.703
93	1	CHRISTMAS/WYATT		BMW M3 E36	51:33.469	28	D.N.F.	85.48	1:41.604
13	1	BROWN/WHITE		BMW GTR	32:05.077	19	D.N.F.	93.22	1:39.917
98	3	ARMSTRONG/HAMPSHIRE		Honda Civic Type R	1:54:05.579	19	D.N.F.	26.21	1:43.878
88	3	FRICK/FLATT		VW Beetle RSi	27:49.286	15	D.N.F.	84.88	1:48.911
80	3	SMITH/BENNETT-BAGGS		MG ZR	24:55.837	14	D.N.F.	88.41	1:44.714
85	3	ABBOTT/NEATE		Honda Civic R	58:45.171	11	D.N.F.	29.48	1:43.938
51	1	AITKEN/HEINTZLEMAN		Vauxhall Astra	10:26.878	6	D.N.F.	90.48	1:41.385
58	2	WILLIAMS/PAPWORTH		BMW M3 E30	13:07.024	6	D.N.F.	72.07	1:49.295

### FASTEST LAP

29	1	SCOTT/WOOD		Volkswagen Golf Turbo	1:37.807	30	96.53mph	155.36kph
97	2	STEPHENS/CAMPBELL		BMW M3 E30	1:39.983	34	94.43mph	151.98kph
77	3	RIDLEY-HOLLOWAY/MASO		Honda Civic Type R	1:42.096	10	92.48mph	148.83kph

Weather : Sunny / Dry

These results are provisional until the conclusion of any judicial and technical matters.

Brands Hatch

Circuit Length = 2.6228 miles.

Start: 10:13 End: 12:14

Clerk of Course:	Stewards:	Timekeeper:
------------------	-----------	-------------

**Production S1  
LAP CHART FOR RACE 6**

Lap 1			Lap 2			Lap 3			Lap 4			Lap 5		
No	Behind	Laptime	No	Behind	Laptime	No	Behind	Laptime	No	Behind	Laptime	No	Behind	Laptime
90		1:44.592	90		1:41.815	90		1:40.658	90		1:40.613	90		1:40.987
78	1.306	1:45.898	76	1.873	1:42.152	76	2.355	1:41.140	76	2.224	1:40.482	76	1.682	1:40.445
76	1.536	1:46.128	97	3.020	1:40.987	13	3.433	1:40.470	29	3.474	1:40.070	29	1.979	1:39.492
55	3.177	1:47.769	13	3.621	1:41.437	97	3.684	1:41.322	13	3.909	1:41.089	13	3.201	1:40.279
97	3.848	1:48.440	78	3.781	1:44.290	29	4.017	1:39.185	97	4.800	1:41.729	97	5.208	1:41.395
81	3.947	1:48.539	29	5.490	1:41.998	78	5.570	1:42.447	78	6.472	1:41.515	78	6.890	1:41.405
13	3.999	1:48.591	86	7.852	1:43.093	86	8.889	1:41.695	86	9.139	1:40.863	3	8.578	1:39.154
77	4.940	1:49.532	55	7.896	1:46.534	55	11.331	1:44.093	3	10.411	1:39.435	86	10.619	1:42.467
29	5.307	1:49.899	77	8.205	1:45.080	77	11.516	1:43.969	55	14.063	1:43.345	53	15.878	1:42.186
86	6.574	1:51.166	53	8.375	1:43.419	3	11.589	1:43.205	77	14.296	1:43.393	51	16.828	1:43.479
53	6.771	1:51.363	81	8.539	1:46.407	53	12.137	1:44.420	51	14.336	1:42.537	77	17.808	1:44.499
51	7.288	1:51.880	51	8.540	1:43.067	51	12.412	1:44.530	53	14.679	1:43.155	55	18.821	1:45.745
82	10.218	1:54.810	3	9.042	1:40.536	81	13.829	1:45.948	81	16.147	1:42.931	81	19.283	1:44.123
3	10.321	1:54.913	85	13.571	1:44.902	85	17.171	1:44.258	85	20.678	1:44.120	85	23.629	1:43.938
85	10.484	1:55.076	61	17.200	1:45.513	61	21.520	1:44.978	61	24.516	1:43.609	61	26.777	1:43.248
96	11.809	1:56.401	82	17.327	1:48.924	93	23.045	1:45.135	93	26.326	1:43.894	93	29.876	1:44.537
93	13.253	1:57.845	93	18.568	1:47.130	82	24.494	1:47.825	33	29.962	1:45.889	33	34.932	1:45.957
61	13.502	1:58.094	33	19.045	1:46.806	33	24.686	1:46.299	82	31.416	1:47.535	82	36.996	1:46.567
33	14.054	1:58.646	96	19.227	1:49.233	96	25.446	1:46.877	49	31.614	1:46.128	50	37.390	1:45.533
98	15.107	1:59.699	49	20.014	1:46.653	49	26.099	1:46.743	96	32.691	1:47.858	49	37.904	1:47.277
49	15.176	1:59.768	80	21.813	1:47.239	80	26.954	1:45.799	50	32.844	1:44.730	80	38.451	1:46.013
80	16.389	2:00.981	68	23.279	1:48.112	50	28.727	1:45.557	80	33.425	1:47.084	96	39.394	1:47.690
64	16.553	2:01.145	50	23.828	1:47.439	68	29.443	1:46.822	68	34.982	1:46.152	68	39.993	1:45.998
68	16.982	2:01.574	64	25.233	1:50.495	84	32.781	1:47.612	84	38.667	1:46.499	84	43.791	1:46.111
73	18.091	2:02.683	98	25.332	1:52.040	64	33.498	1:48.923	64	40.298	1:47.413	64	46.146	1:46.835
50	18.204	2:02.796	84	25.827	1:48.952	98	34.787	1:50.113	98	43.750	1:49.576	73	52.619	1:49.306
84	18.690	2:03.282	73	27.678	1:51.402	73	36.554	1:49.534	73	44.300	1:48.359	98	53.200	1:50.437
58	19.100	2:03.692	58	28.740	1:51.455	58	37.592	1:49.510	58	46.274	1:49.295	58	55.815	1:50.528
88	20.431	2:05.023	88	29.449	1:50.833	88	39.160	1:50.369	88	48.330	1:49.783	88	56.254	1:48.911

**Production S1  
LAP CHART FOR RACE 6**

(contd.)

Lap 6			Lap 7			Lap 8			Lap 9			Lap 10		
No	Behind	Laptime	No	Behind	Laptime	No	Behind	Laptime	No	Behind	Laptime	No	Behind	Laptime
90		1:41.358	29		1:38.406	29		1:38.828	29		1:39.100	29		1:39.044
29	0.132	1:39.511	90	2.331	1:40.869	90	3.930	1:40.427	90	5.152	1:40.322	88	1 LAP	1:51.958
76	1.225	1:40.901	76	3.288	1:40.601	76	4.485	1:40.025	76	5.868	1:40.483	90	6.399	1:40.291
13	2.014	1:40.171	13	3.941	1:40.465	13	5.181	1:40.068	13	6.557	1:40.476	76	7.167	1:40.343
97	5.721	1:41.871	3	8.312	1:39.312	3	7.931	1:38.447	3	7.457	1:38.626	3	7.610	1:39.197
3	7.538	1:40.318	97	9.830	1:42.647	97	11.876	1:40.874	97	15.003	1:42.227	13	8.917	1:41.404
78	7.644	1:42.112	78	10.836	1:41.730	78	13.273	1:41.265	78	15.373	1:41.200	97	17.366	1:41.407
86	10.010	1:40.749	86	12.487	1:41.015	86	14.523	1:40.864	53	26.822	1:42.538	78	17.989	1:41.660
53	16.020	1:41.500	53	18.316	1:40.834	53	23.384	1:43.896	77	30.504	1:42.574	53	30.305	1:42.527
51	16.855	1:41.385	77	23.299	1:43.054	77	27.030	1:42.559	55	33.195	1:43.126	77	33.556	1:42.096
77	18.783	1:42.333	55	25.096	1:42.955	55	29.169	1:42.901	81	33.659	1:42.982	55	36.997	1:42.846
55	20.679	1:43.216	81	25.754	1:43.163	81	29.777	1:42.851	86	37.873	2:02.450P	81	37.674	1:43.059
81	21.129	1:43.204	61	32.627	1:42.953	61	36.794	1:42.995	61	41.198	1:43.504	61	45.161	1:43.007
85	26.507	1:44.236	85	32.796	1:44.827	85	38.943	1:44.975	93	44.916	1:42.841	86	45.475	1:46.646
61	28.212	1:42.793	93	36.850	1:43.277	93	41.175	1:43.153	50	52.412	1:42.327	93	48.643	1:42.771
93	32.111	1:43.593	50	44.833	1:44.080	50	49.185	1:43.180	33	59.986	1:45.240	50	55.035	1:41.667
33	38.877	1:45.303	33	46.803	1:46.464	33	53.846	1:45.871	49	1:01.554	1:44.841	33	1:06.481	1:45.539
50	39.291	1:43.259	49	49.583	1:45.819	49	55.813	1:45.058	80	1:03.056	1:44.714	49	1:07.349	1:44.839
82	42.205	1:46.567	82	50.248	1:46.581	82	57.236	1:45.816	82	1:03.935	1:45.799	80	1:08.805	1:44.793
49	42.302	1:45.756	80	50.378	1:46.100	80	57.442	1:45.892	68	1:04.630	1:44.385	82	1:11.331	1:46.440
80	42.816	1:45.723	96	51.243	1:45.561	68	59.345	1:46.348	96	1:06.545	1:45.540	68	1:11.883	1:46.297
96	44.220	1:46.184	68	51.825	1:45.566	96	1:00.105	1:47.690	84	1:10.896	1:46.888	96	1:12.597	1:45.096
68	44.797	1:46.162	84	56.056	1:46.033	84	1:03.108	1:45.880	64	1:18.691	1:47.966	84	1:19.456	1:47.604
84	48.561	1:46.128	64	1:01.001	1:47.475	64	1:09.825	1:47.652	73	1:27.881	1:47.785	64	1:27.384	1:47.737
64	52.064	1:47.276	73	1:09.779	1:48.104	73	1:19.196	1:48.245				73	1:36.966	1:48.129
73	1:00.213	1:48.952	58	1 LAP	3:42.544P	88	1:27.987	1:48.998						
88	1:06.949	1:52.053	88	1:17.817	1:49.406									

**Production S1  
LAP CHART FOR RACE 6**

(contd.)

Lap 11			Lap 12			Lap 13			Lap 14			Lap 15		
No	Behind	Laptime	No	Behind	Laptime	No	Behind	Laptime	No	Behind	Laptime	No	Behind	Laptime
29		1:39.119	29		1:40.286	29		1:38.946	29		1:39.245	29		1:39.337
90	8.124	1:40.844	73	1 LAP	1:49.432	3	11.065	1:41.648	84	1 LAP	1:48.820	96	1 LAP	1:46.027
3	8.638	1:40.147	90	8.195	1:40.357	90	11.455	1:42.206	3	10.333	1:38.513	3	10.665	1:39.669
76	9.643	1:41.595	3	8.363	1:40.011	76	11.594	1:40.418	76	12.463	1:40.114	68	1 LAP	1:59.578
13	10.290	1:40.492	76	10.122	1:40.765	13	14.222	1:40.809	90	13.350	1:41.140	76	13.796	1:40.670
88	1 LAP	1:51.092	13	12.359	1:42.355	73	1 LAP	1:49.779	13	14.894	1:39.917	90	15.065	1:41.052
97	18.471	1:40.224	64	1 LAP	2:06.796	97	21.773	1:42.147	97	23.355	1:40.827	13	15.929	1:40.372
78	19.866	1:40.996	97	18.572	1:40.387	64	1 LAP	1:48.731	73	1 LAP	1:49.012	84	1 LAP	1:50.825
53	32.942	1:41.756	78	22.839	1:43.259	78	25.554	1:41.661	78	28.440	1:42.131	97	25.232	1:41.214
77	36.790	1:42.353	88	1 LAP	1:50.849	88	1 LAP	1:49.468	64	1 LAP	1:49.502	78	31.409	1:42.306
55	41.073	1:43.195	53	34.445	1:41.789	53	37.137	1:41.638	53	40.285	1:42.393	73	1 LAP	1:48.416
81	41.787	1:43.232	77	39.040	1:42.536	77	42.656	1:42.562	77	45.774	1:42.363	53	42.492	1:41.544
61	48.551	1:42.509	55	43.812	1:43.025	55	47.510	1:42.644	88	1 LAP	1:50.482	64	1 LAP	1:49.369
86	48.824	1:42.468	81	44.492	1:42.991	81	48.405	1:42.859	55	51.402	1:43.137	77	49.614	1:43.177
93	51.664	1:42.140	86	50.891	1:42.353	86	53.101	1:41.156	81	52.191	1:43.031	55	55.799	1:43.734
50	57.591	1:41.675	61	51.937	1:43.672	61	55.966	1:42.975	86	55.071	1:41.215	81	56.228	1:43.374
49	1:12.905	1:44.675	93	54.006	1:42.628	93	57.543	1:42.483	61	59.296	1:42.575	86	57.037	1:41.303
33	1:13.225	1:45.863	50	58.500	1:41.195	50	1:00.740	1:41.186	93	1:00.933	1:42.635	88	1 LAP	1:50.461
80	1:14.469	1:44.783	49	1:17.872	1:45.253	49	1:24.477	1:45.551	50	1:02.216	1:40.721	93	1:03.514	1:41.918
82	1:19.184	1:46.972	33	1:19.684	1:46.745	33	1:26.287	1:45.549	49	1:30.906	1:45.674	61	1:03.542	1:43.583
68	1:19.482	1:46.718	80	1:19.887	1:45.704	80	1:26.982	1:46.041	33	1:32.104	1:45.062	50	1:03.908	1:41.029
96	1:19.851	1:46.373	68	1:25.075	1:45.879	68	1:32.091	1:45.962	80	1:32.708	1:44.971	49	1:37.286	1:45.717
84	1:27.709	1:47.372	82	1:25.677	1:46.779	82	1:32.371	1:45.640	82	1:38.878	1:45.752	33	1:38.063	1:45.296
			96	1:25.905	1:46.340	96	1:32.657	1:45.698						
			84	1:35.193	1:47.770									

**Production S1  
LAP CHART FOR RACE 6**

(contd.)

Lap 16			Lap 17			Lap 18			Lap 19			Lap 20		
No	Behind	Laptime	No	Behind	Laptime	No	Behind	Laptime	No	Behind	Laptime	No	Behind	Laptime
29		1:39.365	29		1:40.258	29		1:38.281	29		1:39.836	29		1:39.656
82	1 LAP	1:46.495	49	1 LAP	1:47.219	3	11.999	1:39.226	3	11.144	1:38.981	50	1 LAP	1:42.462
96	1 LAP	1:46.320	33	1 LAP	1:47.926	49	1 LAP	1:46.385	76	14.088	1:39.558	3	10.212	1:38.724
3	11.026	1:39.726	3	11.054	1:40.286	33	1 LAP	1:46.221	90	16.443	1:41.000	76	13.732	1:39.300
76	13.708	1:39.277	76	13.114	1:39.664	76	14.366	1:39.533	49	1 LAP	1:47.606	90	16.652	1:39.865
90	15.159	1:39.459	82	1 LAP	1:47.290	90	15.279	1:39.183	33	1 LAP	1:47.727	49	1 LAP	1:46.145
13	19.030	1:42.466	96	1 LAP	1:47.569	82	1 LAP	1:45.659	13	24.871	1:42.313	33	1 LAP	1:45.436
68	1 LAP	1:47.340	90	14.377	1:39.476	96	1 LAP	1:45.590	82	1 LAP	1:46.212	82	1 LAP	1:45.886
84	1 LAP	1:48.859	13	19.931	1:41.159	13	22.394	1:40.744	96	1 LAP	1:45.826	97	33.923	1:41.471
97	26.808	1:40.941	97	27.285	1:40.735	97	29.898	1:40.894	97	32.108	1:42.046	96	1 LAP	1:46.012
78	33.795	1:41.751	68	1 LAP	1:46.729	68	1 LAP	1:47.532	78	44.105	1:43.196	78	46.516	1:42.067
53	45.259	1:42.132	84	1 LAP	1:47.655	78	40.745	1:42.937	68	1 LAP	1:48.123	68	1 LAP	1:46.413
73	1 LAP	1:49.423	78	36.089	1:42.552	84	1 LAP	1:47.929	53	53.102	1:42.484	53	55.935	1:42.489
77	53.817	1:43.568	53	46.806	1:41.805	53	50.454	1:41.929	84	1 LAP	1:49.369	84	1 LAP	1:48.209
64	1 LAP	1:49.189	73	1 LAP	1:48.489	77	1:01.728	1:42.989	77	1:05.647	1:43.755	77	1:09.813	1:43.822
55	58.924	1:42.490	77	57.020	1:43.461	73	1 LAP	1:48.164	86	1:08.331	1:42.294	86	1:10.475	1:41.800
86	59.427	1:41.755	86	1:01.867	1:42.698	86	1:05.873	1:42.287	55	1:11.857	1:43.671	55	1:15.301	1:43.100
81	1:00.499	1:43.636	64	1 LAP	1:48.385	55	1:08.022	1:43.109	81	1:12.824	1:43.813	81	1:16.046	1:42.878
93	1:06.379	1:42.230	55	1:03.194	1:44.528	81	1:08.847	1:43.208	93	1:14.696	1:41.853	93	1:17.967	1:42.927
88	1 LAP	1:49.600	81	1:03.920	1:43.679	93	1:12.679	1:42.286	73	1 LAP	1:50.038	73	1 LAP	1:49.755
61	1:24.461	2:00.284	93	1:08.674	1:42.553	64	1 LAP	1:49.888	64	1 LAP	1:49.498	64	1 LAP	1:49.372
50	1:34.417	2:09.874	61	1:27.323	1:43.120	50	1:39.624	1:41.990						
			50	1:35.915	1:41.756									

**Production S1  
LAP CHART FOR RACE 6**

(contd.)

Lap 21			Lap 22			Lap 23			Lap 24			Lap 25		
No	Behind	Laptime	No	Behind	Laptime	No	Behind	Laptime	No	Behind	Laptime	No	Behind	Laptime
29		1:38.689	29		1:38.674	29		1:38.728	29		2:18.850	29		2:26.505
50	1 LAP	1:42.245	64	2 LAPS	1:48.814	73	2 LAPS	1:50.555	73	2 LAPS	2:10.812	73	2 LAPS	2:27.474
3	10.559	1:39.036	50	1 LAP	1:41.744	3	12.416	1:40.053	50	1 LAP	2:06.717	50	1 LAP	2:27.582
76	14.545	1:39.502	3	11.091	1:39.206	50	1 LAP	1:43.000	64	2 LAPS	2:02.324	64	2 LAPS	2:27.242
90	17.766	1:39.803	76	15.846	1:39.975	76	16.663	1:39.545	97	17.206	1:51.314	97	4.376	2:13.675
49	1 LAP	1:45.728	90	18.999	1:39.907	64	2 LAPS	1:52.225	33	1 LAP	1:51.544	33	1 LAP	2:08.886
33	1 LAP	1:45.562	97	41.477	1:41.777	90	20.227	1:39.956	78	28.545	1:50.913	96	1 LAP	2:00.847
97	38.374	1:43.140	33	1 LAP	1:47.960	97	44.742	1:41.993	96	1 LAP	1:52.704	81	1 LAP	1:58.643
82	1 LAP	1:47.292	49	1 LAP	1:48.761	33	1 LAP	1:44.583	81	1 LAP	3:06.924P	68	1 LAP	1:48.088
96	1 LAP	1:47.305	82	1 LAP	1:46.439	49	1 LAP	1:45.668	68	1 LAP	1:49.928	86	10.638	1:48.262
78	49.613	1:41.786	96	1 LAP	1:46.917	78	56.482	1:42.609	86	48.881	1:46.340	82	2 LAPS	4:00.563P
53	1:00.125	1:42.879	78	52.601	1:41.662	82	1 LAP	1:46.068	93	1:00.563	1:49.304	93	24.059	1:50.001
68	1 LAP	1:47.197	53	1:03.622	1:42.171	96	1 LAP	1:46.162	84	1 LAP	1:49.868	53	1 LAP	4:04.221P
84	1 LAP	1:48.064	68	1 LAP	1:46.379	53	1:09.538	1:44.644	55	1 LAP	3:52.752P	84	1 LAP	1:48.901
86	1:13.753	1:41.967	86	1:17.863	1:42.784	68	1 LAP	1:47.933	76	1:43.819	3:46.006P	49	2 LAPS	4:25.874P
77	1:15.121	1:43.997	77	1:19.745	1:43.298	86	1:21.391	1:42.256	90	2:09.011	4:07.634P	55	1 LAP	1:52.967
55	1:19.654	1:43.042	84	1 LAP	1:51.315	77	1:24.873	1:43.856	3	2:10.499	4:16.933P	76	1:06.177	1:48.863
81	1:20.567	1:43.210	55	1:24.035	1:43.055	93	1:30.109	1:43.688	77	2:18.031	3:12.008P	90	1:32.109	1:49.603
93	1:20.882	1:41.604	93	1:25.149	1:42.941	84	1 LAP	1:49.058				3	1:34.248	1:50.254
73	1 LAP	1:48.910	81	1:25.759	1:43.866							77	1:43.372	1:51.846

Weather : Sunny / Dry

**Production S1  
LAP CHART FOR RACE 6**

(contd.)

Lap 26			Lap 27			Lap 28			Lap 29			Lap 30		
No	Behind	Laptime	No	Behind	Laptime	No	Behind	Laptime	No	Behind	Laptime	No	Behind	Laptime
29		2:27.992	29		2:10.852	29		1:39.757	29		1:38.402	29		1:37.807
73	2 LAPS	2:27.723	73	2 LAPS	2:11.130	50	1 LAP	1:42.745	50	1 LAP	1:41.188	50	1 LAP	1:40.703
50	1 LAP	2:27.766	50	1 LAP	2:10.676	97	5.693	1:42.154	97	8.839	1:41.548	97	12.169	1:41.137
64	2 LAPS	2:27.976	64	2 LAPS	2:11.037	33	1 LAP	1:46.339	76	15.148	1:40.560	76	16.862	1:39.521
97	3.926	2:27.542	97	3.296	2:10.222	96	1 LAP	1:46.633	86	16.554	1:42.502	86	19.996	1:41.249
33	1 LAP	2:27.525	33	1 LAP	2:10.400	86	12.454	1:46.706	33	1 LAP	1:47.394	3	22.887	1:39.761
96	1 LAP	2:26.866	96	1 LAP	2:10.070	81	1 LAP	1:47.640	55	1 LAP	1:43.587	90	23.282	1:40.274
81	1 LAP	2:26.638	81	1 LAP	2:09.726	76	12.990	1:44.765	96	1 LAP	1:47.212	55	1 LAP	1:43.529
68	1 LAP	2:24.298	68	1 LAP	2:10.032	68	1 LAP	1:48.638	90	20.815	1:40.034	53	1 LAP	1:44.211
86	6.969	2:24.323	86	5.505	2:09.388	55	1 LAP	1:46.325	81	1 LAP	1:46.581	96	1 LAP	1:47.020
82	2 LAPS	2:23.777	84	1 LAP	2:07.248	53	1 LAP	1:48.117	3	20.933	1:39.943	81	1 LAP	1:47.267
84	1 LAP	2:10.073	53	1 LAP	2:07.703	49	2 LAPS	1:49.720	53	1 LAP	1:44.357	33	1 LAP	1:49.696
53	1 LAP	2:09.948	76	7.982	1:56.551	90	19.183	1:42.105	68	1 LAP	1:48.188	68	1 LAP	1:45.953
49	2 LAPS	2:07.403	49	2 LAPS	2:07.599	3	19.392	1:40.669	49	2 LAPS	1:46.641	49	2 LAPS	1:44.839
55	1 LAP	1:54.227	55	1 LAP	2:07.045	64	2 LAPS	1:56.491	84	1 LAP	1:48.505	84	1 LAP	1:47.457
76	22.283	1:44.098	93	1 LAP	4:25.296P	84	1 LAP	1:53.638	64	2 LAPS	1:51.541	64	2 LAPS	1:50.326
90	46.553	1:42.436	90	16.835	1:41.134	73	2 LAPS	2:02.525	93	1 LAP	1:45.789	77	47.423	1:45.617
3	49.369	1:43.113	3	18.480	1:39.963	93	1 LAP	1:57.017	77	39.613	1:42.568	73	3 LAPS	3:41.280
77	1:00.374	1:44.994	77	32.575	1:43.053	77	35.447	1:42.629	78	1 LAP	1:40.957	78	1 LAP	1:41.823
78	1 LAP	5:27.094P	82	2 LAPS	2:38.067P	78	1 LAP	1:41.929	82	2 LAPS	1:45.281	82	2 LAPS	1:44.255
			78	1 LAP	1:51.149	82	2 LAPS	1:56.300	61	9 LAPS	1:44.445	61	9 LAPS	1:43.142
			61	9 LAPS	18:54.490P	61	9 LAPS	1:55.012						

**Production S1  
LAP CHART FOR RACE 6**

(contd.)

Lap 31			Lap 32			Lap 33			Lap 34			Lap 35		
No	Behind	Laptime	No	Behind	Laptime	No	Behind	Laptime	No	Behind	Laptime	No	Behind	Laptime
29		1:38.407	29		1:38.539	29		1:38.366	29		1:38.281	29		1:38.817
50	1 LAP	1:40.776	50	1 LAP	1:41.122	61	10 LAPS	1:42.374	61	10 LAPS	1:42.688	61	10 LAPS	1:41.927
97	15.097	1:41.335	97	16.644	1:40.086	50	1 LAP	1:40.888	97	20.452	1:39.983	97	22.196	1:40.561
76	18.350	1:39.895	76	20.060	1:40.249	97	18.750	1:40.472	50	1 LAP	1:42.172	50	1 LAP	1:42.201
3	23.208	1:38.728	3	24.283	1:39.614	76	22.076	1:40.382	76	25.184	1:41.389	3	26.562	1:39.807
86	23.274	1:41.685	90	24.543	1:39.604	3	24.575	1:38.658	3	25.572	1:39.278	90	27.370	1:40.116
90	23.478	1:38.603	86	27.092	1:42.357	90	25.068	1:38.891	90	26.071	1:39.284	76	28.665	1:42.298
55	1 LAP	1:42.159	53	1 LAP	1:41.916	86	31.160	1:42.434	53	1 LAP	1:42.160	53	1 LAP	1:42.569
53	1 LAP	1:41.261	55	1 LAP	1:43.786	53	1 LAP	1:41.602	55	1 LAP	1:42.505	55	1 LAP	1:42.592
81	1 LAP	1:44.451	81	1 LAP	1:43.923	55	1 LAP	1:42.484	81	1 LAP	1:43.947	81	1 LAP	1:44.752
85	22 LAPS	40:46.368P	96	1 LAP	1:45.973	81	1 LAP	1:44.259	96	1 LAP	1:46.013	78	1 LAP	1:41.148
96	1 LAP	1:46.407	33	1 LAP	1:46.038	96	1 LAP	1:45.985	78	1 LAP	1:40.447	49	2 LAPS	1:45.263
33	1 LAP	1:46.952	49	2 LAPS	1:46.328	33	1 LAP	1:45.448	49	2 LAPS	1:45.282	96	1 LAP	1:47.731
68	1 LAP	1:46.861	78	1 LAP	1:41.768	49	2 LAPS	1:44.398	33	1 LAP	1:47.715	33	1 LAP	1:45.707
49	2 LAPS	1:46.235	68	1 LAP	1:54.416	78	1 LAP	1:40.155	77	1:09.158	1:43.084	77	1:14.212	1:43.871
84	1 LAP	1:47.817	77	58.995	1:45.083	77	1:04.355	1:43.726	68	1 LAP	1:45.606	68	1 LAP	1:45.764
77	52.451	1:43.435	84	1 LAP	1:49.572	68	1 LAP	1:46.681	82	2 LAPS	1:44.070	82	2 LAPS	1:44.560
78	1 LAP	1:41.396	85	22 LAPS	2:04.119	84	1 LAP	1:47.435	64	2 LAPS	1:50.104			
64	2 LAPS	1:51.403	64	2 LAPS	1:51.944	85	22 LAPS	1:48.352						
73	3 LAPS	1:50.042	73	3 LAPS	1:49.844	82	2 LAPS	1:45.377						
82	2 LAPS	1:44.334	82	2 LAPS	1:43.959	73	3 LAPS	1:51.869						
61	9 LAPS	1:42.572				64	2 LAPS	1:52.914						

**Production S1  
LAP CHART FOR RACE 6**

(contd.)

Lap 36			Lap 37			Lap 38			Lap 39			Lap 40		
No	Behind	Laptime	No	Behind	Laptime	No	Behind	Laptime	No	Behind	Laptime	No	Behind	Laptime
29		1:39.132	29		1:40.130	29		1:39.053	29		1:39.134	29		1:40.672
73	5 LAPS	3:31.712P	82	3 LAPS	1:44.007	68	3 LAPS	3:41.288P	82	3 LAPS	1:44.678	84	5 LAPS	1:52.690
86	2 LAPS	4:27.787P	61	10 LAPS	1:43.254	82	3 LAPS	1:45.195	61	10 LAPS	1:42.344	82	3 LAPS	1:44.690
61	10 LAPS	1:42.211	86	2 LAPS	1:54.144	61	10 LAPS	1:42.178	68	3 LAPS	1:59.549	61	10 LAPS	1:42.272
64	3 LAPS	1:50.410	73	5 LAPS	1:58.762	86	2 LAPS	1:44.654	3	25.137	1:39.107	3	23.422	1:38.957
97	23.923	1:40.859	64	3 LAPS	1:49.916	3	25.164	1:39.032	90	25.438	1:38.911	90	23.656	1:38.890
3	26.525	1:39.095	97	24.935	1:41.142	90	25.661	1:39.027	86	2 LAPS	1:43.901	86	2 LAPS	1:42.999
90	27.073	1:38.835	3	25.185	1:38.790	97	28.703	1:42.821	97	31.569	1:42.000	68	3 LAPS	1:48.378
76	31.906	1:42.373	90	25.687	1:38.744	73	5 LAPS	1:50.963	76	37.751	1:42.158	97	32.894	1:41.997
53	1 LAP	1:42.396	76	32.837	1:41.061	64	3 LAPS	1:51.189	73	5 LAPS	1:49.948	76	38.070	1:40.991
55	1 LAP	1:42.099	53	1 LAP	1:42.035	76	34.727	1:40.943	53	1 LAP	1:43.505	64	4 LAPS	3:40.441P
78	1 LAP	1:41.595	55	1 LAP	1:42.395	53	1 LAP	1:42.775	55	1 LAP	1:42.996	73	5 LAPS	1:50.240
81	1 LAP	1:45.879	78	1 LAP	1:41.063	55	1 LAP	1:42.220	78	1 LAP	1:41.065	53	1 LAP	1:41.512
49	2 LAPS	1:44.392	81	1 LAP	1:44.106	78	1 LAP	1:41.370	81	1 LAP	1:44.105	55	1 LAP	1:43.149
96	1 LAP	1:46.238	84	4 LAPS	6:41.189P	81	1 LAP	1:44.057	77	1:31.284	1:43.482	78	1 LAP	1:40.811
33	1 LAP	1:46.020	49	2 LAPS	1:45.157	77	1:26.936	1:43.412	96	1 LAP	1:46.301	81	1 LAP	1:44.514
77	1:18.483	1:43.403	50	2 LAPS	4:13.393P	96	1 LAP	1:46.793				77	1:34.231	1:43.619
			77	1:22.577	1:44.224	33	1 LAP	1:48.203				96	1 LAP	1:46.357
			96	1 LAP	1:47.018	84	4 LAPS	2:03.820				82	2 LAPS	1:45.092
			33	1 LAP	1:47.292									

**Production S1  
LAP CHART FOR RACE 6**

(contd.)

Lap 41			Lap 42			Lap 43			Lap 44			Lap 45		
No	Behind	Laptime	No	Behind	Laptime	No	Behind	Laptime	No	Behind	Laptime	No	Behind	Laptime
3		1:39.703	90		1:39.885	90		1:38.951	90		1:39.619	90		1:39.438
90	0.171	1:39.640	82	3 LAPS	1:45.573	61	10 LAPS	1:42.691	61	10 LAPS	1:42.589	3	2 LAPS	1:47.771
61	10 LAPS	1:43.142	61	10 LAPS	1:42.577	82	3 LAPS	1:44.592	82	3 LAPS	1:45.061	61	10 LAPS	1:42.335
84	5 LAPS	1:53.854	86	2 LAPS	1:43.174	97	15.533	1:41.626	97	16.961	1:41.047	97	18.486	1:40.963
86	2 LAPS	1:43.019	97	12.858	1:41.336	86	2 LAPS	1:42.863	86	2 LAPS	1:41.365	82	3 LAPS	1:44.930
33	3 LAPS	3:59.295P	84	5 LAPS	1:54.077	76	20.883	1:41.768	76	22.341	1:41.077	86	2 LAPS	1:41.250
97	11.578	1:41.809	76	18.066	1:42.225	68	3 LAPS	1:47.287	68	3 LAPS	1:46.140	76	24.134	1:41.231
68	3 LAPS	1:46.629	68	3 LAPS	1:46.997	84	5 LAPS	1:52.669	84	5 LAPS	1:51.781	68	3 LAPS	1:46.084
76	15.897	1:40.952	33	3 LAPS	1:57.529	33	3 LAPS	1:47.648	33	3 LAPS	1:46.232	96	3 LAPS	4:13.995P
53	1 LAP	1:43.326	53	1 LAP	1:43.004	53	1 LAP	1:42.148	53	1 LAP	1:42.984	53	1 LAP	1:43.050
55	1 LAP	1:42.535	55	1 LAP	1:42.725	55	1 LAP	1:42.555	78	1 LAP	1:40.273	33	3 LAPS	1:48.567
73	5 LAPS	1:51.876	78	1 LAP	1:40.670	78	1 LAP	1:40.351	55	1 LAP	1:43.142	78	1 LAP	1:42.365
78	1 LAP	1:40.438	73	5 LAPS	1:52.355	73	5 LAPS	1:51.628	73	5 LAPS	1:51.143	55	1 LAP	1:42.739
64	4 LAPS	2:01.965	64	4 LAPS	1:53.104	81	1 LAP	1:45.527	81	1 LAP	1:44.267	84	5 LAPS	1:53.844
81	1 LAP	1:44.594	81	1 LAP	1:44.296	64	4 LAPS	1:52.491	77	1:27.375	1:44.767	81	1 LAP	1:44.349
77	1:14.318	1:43.212	77	1:17.222	1:42.960	77	1:22.227	1:43.956	64	4 LAPS	1:51.142	73	5 LAPS	1:51.339
96	1 LAP	1:46.850	96	1 LAP	1:46.926	3	1 LAP	4:56.007P				77	1:31.233	1:43.296

**Production S1  
LAP CHART FOR RACE 6**

(contd.)

Lap 46			Lap 47			Lap 48			Lap 49			Lap 50		
No	Behind	Laptime	No	Behind	Laptime	No	Behind	Laptime	No	Behind	Laptime	No	Behind	Laptime
90		1:40.452	90		1:39.767	90		1:39.809	90		1:40.398	90		1:40.369
64	5 LAPS	1:52.583	73	6 LAPS	1:53.184	3	2 LAPS	1:39.312	77	1 LAP	1:44.352	3	2 LAPS	1:39.236
3	2 LAPS	1:39.719	3	2 LAPS	1:39.572	73	6 LAPS	1:54.753	3	2 LAPS	1:39.187	77	1 LAP	1:45.224
61	10 LAPS	1:42.153	64	5 LAPS	1:51.051	64	5 LAPS	1:50.878	76	27.416	1:41.267	81	2 LAPS	1:47.899
97	20.693	1:42.659	61	10 LAPS	1:42.660	86	2 LAPS	1:41.747	86	2 LAPS	1:43.557	76	28.441	1:41.394
86	2 LAPS	1:42.182	97	22.841	1:41.915	76	26.547	1:40.146	64	5 LAPS	1:50.858	86	2 LAPS	1:42.450
76	24.903	1:41.221	86	2 LAPS	1:41.610	82	3 LAPS	1:44.513	82	3 LAPS	1:44.145	61	12 LAPS	5:15.236P
82	3 LAPS	1:45.717	76	26.210	1:41.074	53	1 LAP	1:42.710	97	1 LAP	3:41.138P	82	3 LAPS	1:45.303
68	3 LAPS	1:46.502	82	3 LAPS	1:45.068	68	3 LAPS	1:46.166	53	1 LAP	1:42.790	64	5 LAPS	1:50.326
53	1 LAP	1:42.259	68	3 LAPS	1:46.858	55	1 LAP	1:42.721	55	1 LAP	1:43.346	84	7 LAPS	4:34.982P
55	1 LAP	1:43.836	53	1 LAP	1:42.442	96	3 LAPS	1:45.527	68	3 LAPS	1:45.946	97	1 LAP	1:50.605
33	3 LAPS	1:52.120	55	1 LAP	1:43.168	33	3 LAPS	1:47.831	96	3 LAPS	1:44.778	53	1 LAP	1:42.644
96	3 LAPS	1:54.889	33	3 LAPS	1:46.800	81	1 LAP	1:45.139	33	3 LAPS	1:46.620	73	7 LAPS	4:08.943P
84	5 LAPS	1:51.423	96	3 LAPS	1:46.511							55	1 LAP	1:43.235
81	1 LAP	1:44.319	84	5 LAPS	1:49.394							68	3 LAPS	1:45.955
77	1:34.256	1:43.475	81	1 LAP	1:44.947							96	3 LAPS	1:45.055
			77	1:37.529	1:43.040							33	3 LAPS	1:46.830

**Production S1  
LAP CHART FOR RACE 6**

(contd.)

Lap 51			Lap 52			Lap 53			Lap 54			Lap 55		
No	Behind	Laptime	No	Behind	Laptime	No	Behind	Laptime	No	Behind	Laptime	No	Behind	Laptime
90		1:39.316	90		1:39.823	90		1:39.310	90		1:39.032	90		1:39.514
3	2 LAPS	1:38.628	3	2 LAPS	1:39.283	3	2 LAPS	1:39.133	3	2 LAPS	1:39.497	3	2 LAPS	1:40.194
77	1 LAP	1:43.380	33	4 LAPS	1:48.390	96	4 LAPS	1:49.220	73	8 LAPS	1:49.370	84	8 LAPS	1:49.877
81	2 LAPS	1:45.192	77	1 LAP	1:44.466	98	47 LAPS	81:51.893P	96	4 LAPS	1:46.560	73	8 LAPS	1:49.126
76	30.005	1:40.880	81	2 LAPS	1:44.827	33	4 LAPS	1:47.238	33	4 LAPS	1:46.964	96	4 LAPS	1:45.278
78	6 LAPS	9:39.438P	76	31.464	1:41.282	77	1 LAP	1:44.911	98	47 LAPS	1:52.570	33	4 LAPS	1:46.577
86	2 LAPS	1:42.145	86	2 LAPS	1:42.837	81	2 LAPS	1:45.278	77	1 LAP	1:44.360	98	47 LAPS	1:44.651
61	12 LAPS	1:50.000	78	6 LAPS	1:46.627	76	33.365	1:41.211	81	2 LAPS	1:44.832	77	1 LAP	1:43.907
82	3 LAPS	1:44.643	61	12 LAPS	1:42.803	86	2 LAPS	1:42.071	76	35.974	1:41.641	81	2 LAPS	1:45.635
64	5 LAPS	1:49.165	82	3 LAPS	1:44.693	61	12 LAPS	1:42.832	86	2 LAPS	1:42.243	76	37.061	1:40.601
97	1 LAP	1:43.426	97	1 LAP	1:44.346	82	3 LAPS	1:44.682	61	12 LAPS	1:42.849	86	2 LAPS	1:42.229
53	1 LAP	1:43.611	64	5 LAPS	1:49.482	97	1 LAP	1:43.042	82	3 LAPS	1:44.375	82	3 LAPS	1:44.732
55	1 LAP	1:43.151	53	1 LAP	1:42.299	78	6 LAPS	2:15.430P	97	1 LAP	1:41.918	97	1 LAP	1:41.666
84	7 LAPS	2:01.976	55	1 LAP	1:42.823	53	1 LAP	1:43.805	53	1 LAP	1:43.416	53	1 LAP	1:42.729
68	3 LAPS	1:45.328	68	3 LAPS	1:46.961	64	5 LAPS	1:51.370	78	6 LAPS	1:45.633	78	6 LAPS	1:40.803
73	7 LAPS	1:57.391	84	7 LAPS	1:51.967	55	1 LAP	1:43.382	55	1 LAP	1:43.559	55	1 LAP	1:42.941
96	3 LAPS	1:44.978	73	7 LAPS	1:48.743	68	3 LAPS	1:45.711	64	5 LAPS	1:50.569	64	5 LAPS	1:50.161
						84	7 LAPS	1:49.593	68	3 LAPS	1:45.645			

# Production S1

## LAP CHART FOR RACE 6

(contd.)

Lap 56			Lap 57			Lap 58			Lap 59			Lap 60		
No	Behind	Laptime	No	Behind	Laptime	No	Behind	Laptime	No	Behind	Laptime	No	Behind	Laptime
90		1:40.454	90		1:40.593	90		1:41.499	90		1:41.246	90		1:40.592
3	2 LAPS	1:39.089	3	2 LAPS	1:40.456	68	4 LAPS	1:48.177	68	4 LAPS	1:46.115	68	4 LAPS	1:45.820
68	4 LAPS	1:47.399	64	6 LAPS	1:51.875	64	6 LAPS	1:51.072	64	6 LAPS	1:49.618	3	4 LAPS	5:36.191
84	8 LAPS	1:49.007	68	4 LAPS	1:45.710	96	4 LAPS	1:46.757	96	4 LAPS	1:46.100	64	6 LAPS	1:50.040
96	4 LAPS	1:46.303	84	8 LAPS	1:48.516	84	8 LAPS	1:50.323	76	37.416	1:40.728	76	39.222	1:42.398
73	8 LAPS	1:49.424	96	4 LAPS	1:44.917	76	37.934	1:42.476	84	8 LAPS	1:48.894	96	4 LAPS	1:46.103
33	4 LAPS	1:46.335	73	8 LAPS	1:49.184	73	8 LAPS	1:48.893	77	1 LAP	1:44.468	77	1 LAP	1:43.998
98	47 LAPS	1:45.318	98	47 LAPS	1:44.747	98	47 LAPS	1:45.565	98	47 LAPS	1:45.970	98	47 LAPS	1:44.540
77	1 LAP	1:43.955	33	4 LAPS	1:47.214	77	1 LAP	1:43.625	61	14 LAPS	1:43.130	61	14 LAPS	1:43.783
76	37.355	1:40.748	77	1 LAP	1:43.276	33	4 LAPS	1:48.218	73	8 LAPS	1:49.840	84	8 LAPS	1:51.291
81	2 LAPS	1:46.082	76	36.957	1:40.195	61	14 LAPS	1:47.219	33	4 LAPS	1:47.821	73	8 LAPS	1:48.489
86	2 LAPS	1:42.852	61	14 LAPS	4:44.682P	86	2 LAPS	1:42.258	86	2 LAPS	1:42.460	86	2 LAPS	1:44.508
97	1 LAP	1:42.363	81	2 LAPS	1:45.346	81	2 LAPS	1:46.548	81	2 LAPS	1:46.090	33	4 LAPS	1:47.580
82	3 LAPS	1:44.621	86	2 LAPS	1:43.020	97	1 LAP	1:44.879	97	1 LAP	1:42.042	81	2 LAPS	1:45.564
78	6 LAPS	1:40.937	97	1 LAP	1:42.024	82	3 LAPS	1:43.711	82	3 LAPS	1:44.406	97	1 LAP	1:42.239
53	1 LAP	1:44.699	82	3 LAPS	1:43.887	78	6 LAPS	1:41.097	78	6 LAPS	1:40.601	78	6 LAPS	1:42.027
55	1 LAP	1:43.107	78	6 LAPS	1:40.632	53	1 LAP	1:43.318	53	1 LAP	1:43.927	82	3 LAPS	1:45.756
			53	1 LAP	1:42.898	55	1 LAP	1:43.490	55	1 LAP	1:44.153	53	1 LAP	1:44.480
			55	1 LAP	1:43.732									

Weather : Sunny / Dry

**Production S1  
LAP CHART FOR RACE 6**

(contd.)

Lap 61			Lap 62			Lap 63			Lap 64			Lap 65		
No	Behind	Laptime	No	Behind	Laptime	No	Behind	Laptime	No	Behind	Laptime	No	Behind	Laptime
90		1:41.273	90		1:40.948	90		1:40.896	90		1:40.641	90		1:40.300
55	2 LAPS	1:44.251	53	2 LAPS	1:45.474	53	2 LAPS	1:44.583	53	2 LAPS	1:44.030	53	2 LAPS	1:44.670
68	4 LAPS	1:45.074	55	2 LAPS	1:44.769	55	2 LAPS	1:44.147	55	2 LAPS	1:44.328	55	2 LAPS	1:43.881
76	40.532	1:42.583	68	4 LAPS	1:45.501	68	4 LAPS	1:45.257	76	45.972	1:42.201	76	47.966	1:42.294
96	4 LAPS	1:47.023	76	41.697	1:42.113	76	44.412	1:43.611	68	4 LAPS	1:45.693	68	4 LAPS	1:46.516
77	1 LAP	1:44.625	77	1 LAP	1:43.899	77	1 LAP	1:43.787	77	1 LAP	1:44.864	77	1 LAP	1:43.862
64	6 LAPS	1:54.587	96	4 LAPS	1:46.608	96	4 LAPS	1:45.140	96	4 LAPS	1:45.492	96	4 LAPS	1:45.160
61	14 LAPS	1:43.623	98	47 LAPS	1:45.310	98	47 LAPS	1:43.934	98	47 LAPS	1:43.954	98	47 LAPS	1:43.878
98	47 LAPS	1:46.639	86	2 LAPS	1:44.044	86	2 LAPS	1:43.341	86	2 LAPS	1:50.425	86	2 LAPS	1:45.111
86	2 LAPS	1:42.912	64	6 LAPS	1:52.290	61	15 LAPS	3:36.513P	61	15 LAPS	1:55.612	61	15 LAPS	1:43.463
84	8 LAPS	1:49.054	84	8 LAPS	1:47.507	64	6 LAPS	1:50.405	33	4 LAPS	1:49.105	97	1 LAP	1:41.761
73	8 LAPS	1:48.483	33	4 LAPS	1:46.715	84	8 LAPS	1:47.378	64	6 LAPS	1:51.446	78	6 LAPS	1:42.425
33	4 LAPS	1:46.768	73	8 LAPS	1:48.402	33	4 LAPS	1:46.055	84	8 LAPS	1:51.050	33	4 LAPS	1:47.833
81	2 LAPS	1:45.647	81	2 LAPS	1:45.045	81	2 LAPS	1:45.481	97	1 LAP	1:42.128	84	8 LAPS	1:48.986
97	1 LAP	1:41.407	97	1 LAP	1:41.901	73	8 LAPS	1:49.259	78	6 LAPS	1:41.023	81	2 LAPS	1:47.545
78	6 LAPS	1:40.713	78	6 LAPS	1:41.016	97	1 LAP	1:41.021	81	2 LAPS	1:51.099	73	8 LAPS	1:50.370
82	3 LAPS	1:44.214				78	6 LAPS	1:40.885	73	8 LAPS	1:49.400	64	6 LAPS	1:54.795

Weather : Sunny / Dry

**Production S1  
LAP CHART FOR RACE 6**

(contd.)

Lap 66			Lap 67			Lap 68			Lap 69			Lap 70		
No	Behind	Laptime	No	Behind	Laptime	No	Behind	Laptime	No	Behind	Laptime	No	Behind	Laptime
90		1:40.432	90		1:42.147	90		1:40.093	90		1:40.765	90		1:41.031
53	2 LAPS	1:43.666	73	9 LAPS	1:51.344	81	3 LAPS	1:46.443	33	5 LAPS	1:46.333	86	3 LAPS	1:49.742
55	2 LAPS	1:43.395	64	7 LAPS	1:50.988	84	9 LAPS	1:46.990	81	3 LAPS	1:45.451	33	5 LAPS	1:45.604
76	49.804	1:42.270	53	2 LAPS	1:43.546	64	7 LAPS	1:49.690	84	9 LAPS	1:47.555	81	3 LAPS	1:45.190
68	4 LAPS	1:46.416	55	2 LAPS	1:43.925	73	9 LAPS	1:50.471	53	2 LAPS	1:45.166	84	9 LAPS	1:47.142
77	1 LAP	1:44.107	76	50.231	1:42.574	53	2 LAPS	1:43.255	73	9 LAPS	1:51.359	53	2 LAPS	1:44.082
98	47 LAPS	1:44.745	68	4 LAPS	1:45.110	55	2 LAPS	1:43.664	55	2 LAPS	1:44.256	55	2 LAPS	1:44.254
96	4 LAPS	1:46.759	77	1 LAP	1:44.046	76	53.089	1:42.951	64	7 LAPS	1:54.793	64	7 LAPS	1:50.519
86	2 LAPS	1:44.942	96	4 LAPS	1:47.083	68	4 LAPS	1:46.406	76	55.117	1:42.793	76	56.040	1:41.954
97	1 LAP	1:42.382	86	2 LAPS	1:45.868	77	1 LAP	1:44.899	68	4 LAPS	1:46.954	68	4 LAPS	1:45.827
78	6 LAPS	1:41.482	97	1 LAP	1:41.491	96	4 LAPS	1:46.391	77	1 LAP	1:45.919	77	1 LAP	1:45.340
61	15 LAPS	1:44.577	78	6 LAPS	1:41.089	78	6 LAPS	1:41.607	78	6 LAPS	1:41.270	78	6 LAPS	1:41.765
33	4 LAPS	1:46.648	61	15 LAPS	1:43.347	97	1 LAP	1:42.975	97	1 LAP	1:41.667	97	1 LAP	1:42.382
81	2 LAPS	1:45.580	33	4 LAPS	1:45.878	61	15 LAPS	1:43.955	96	4 LAPS	1:47.468	96	4 LAPS	1:46.677
84	8 LAPS	1:47.705				86	2 LAPS	1:49.307	61	15 LAPS	1:42.783	61	15 LAPS	1:43.098

**Production S1  
LAP CHART FOR RACE 6**

(contd.)

Lap 71			Lap 72			Lap 73			Lap 74			Lap 75		
No	Behind	Laptime	No	Behind	Laptime	No	Behind	Laptime	No	Behind	Laptime	No	Behind	Laptime
90		1:42.594												
33	5 LAPS	1:47.288												
86	3 LAPS	1:55.832												
81	3 LAPS	1:49.360												
84	9 LAPS	1:48.621												
53	2 LAPS	1:44.892												
55	2 LAPS	1:44.300												
64	7 LAPS	1:52.464												
76	55.832	1:42.386												
68	4 LAPS	1:46.455												
77	1 LAP	1:44.186												
78	6 LAPS	1:41.707												
97	1 LAP	1:41.770												
61	15 LAPS	1:44.468												
96	4 LAPS	1:47.968												

## Dutch Supercar Session 1 QUALIFYING FOR RACE 2

POS	NO	CL	DRIVER	NAT	CAR	TIME	LAPS	GAP	MPH
1	219	SS	WHITE/LOCKIE		BMW M3 GTR	1:36.886	12		97.45
2	227	SS	POCKLINGTON/WILSON		Nissan Primera	1:37.209	10	0.323	97.13
3	287	SS	SYMONS/DE CRUZE		BMW M3	1:38.371	11	1.485	95.98
4	217	SS	BROWN/WHITE		BMW M3 GTR	1:39.039	13	2.153	95.33
5	376	S	JASSEN/VAN OS		BMW 328i Compact	1:39.530	13	2.644	94.86
6	228	SS	Rob FRIJNS		Porsche GT3 Cup	1:40.112	15	3.226	94.31
7	221	SS	Dirk SCHULZ		Porsche GT3 Cup	1:40.137	16	3.251	94.29
8	224	SS	VAN DER KOLK/THUIS		BMW Compact GTR	1:40.233	11	3.347	94.20
9	237	SS	Martin ROOS		RED Lotus Exige	1:40.630	14	3.744	93.83
10	310	S	Danny DE HAAN		BMW Z3 Coupe	1:41.338	15	4.452	93.17
11	214	SS	Scott GRANT		BMW M3	1:41.401	17	4.515	93.11
12	323	S	Mark J THOMAS		BMW E36 M3	1:41.665	17	4.779	92.87
13	328	S	VAN DER KOLK/VAN ELK		BMW Compact 2.8	1:41.833	14	4.947	92.72
14	301	S	Bas BARENBRUG		BMW E36 M3	1:41.881	13	4.995	92.67
15	303	S	Kees KREIJNE		Lotus Exige	1:42.380	13	5.494	92.22
16	236	SS	Jerome BRUHAT		RED Lotus Exige	1:42.626	17	5.740	92.00
17	232	SS	Don GRICE		BMW E30 DTM	1:43.017	7	6.131	91.65
18	321	S	GOOSHOUWER/MOLLER		BMW Compact 3.0 E46	1:43.601	15	6.715	91.13
19	288	SS	Dick van ELK		BMW M3	1:43.648	15	6.762	91.09
20	309	S	Nico BEEN		Clio RS 2.0i	1:44.255	16	7.369	90.56
21	211	SS	Willy ANGENENT		BMW Z3M V8	1:45.052	14	8.166	89.88
22	307	S	Cor VAN VALEN		BMW E46 Coupe	1:46.387	15	9.501	88.75
23	238	SS	Wilfried SCHAWOHL		RED Lotus Exige	1:46.869	14	9.983	88.35
24	234	S	ADAMS/SUNDERLAND		Nissan Maxima	1:47.101	15	10.215	88.16
25	311	S	Erwin TIEMEIJER		BMW E36 M3	1:47.375	15	10.489	87.93
26	306	S	Hank KRUYT		BMW E36 Coupe	1:48.723	8	11.837	86.84
27	315	S	Jan RIJGERSBERG		Clio V6 Sport	1:51.390	15	14.504	84.76
28	209	SS	BRASPENNING/SCHOEP		BMW	2:06.106	4	29.220	74.87

Weather : Sunny / Dry

These results are provisional until the conclusion of any judicial and technical matters.

Brands Hatch

Circuit Length = 2.6228 miles.

Start: 09:35 End: 10:05

Clerk of Course:	Stewards:	Timekeeper:
------------------	-----------	-------------

## Dutch Supercar Session 1 QUALIFYING FOR RACE 2

POS	NO	CL	DRIVER	NAT	CAR	TIME	LAPS	GAP	MPH
1	219	SS	WHITE/LOCKIE		BMW M3 GTR	1:36.886	12		97.45
2	227	SS	POCKLINGTON/WILSON		Nissan Primera	1:37.209	10	0.323	97.13
3	287	SS	SYMONS/DE CRUZE		BMW M3	1:38.371	11	1.485	95.98
4	217	SS	BROWN/WHITE		BMW M3 GTR	1:39.039	13	2.153	95.33
5	376	S	JASSEN/VAN OS		BMW 328i Compact	1:39.530	13	2.644	94.86
6	228	SS	Rob FRIJNS		Porsche GT3 Cup	1:40.112	15	3.226	94.31
7	221	SS	Dirk SCHULZ		Porsche GT3 Cup	1:40.137	16	3.251	94.29
8	224	SS	VAN DER KOLK/THUIS		BMW Compact GTR	1:40.233	11	3.347	94.20
9	237	SS	Martin ROOS		RED Lotus Exige	1:40.630	14	3.744	93.83
10	310	S	Danny DE HAAN		BMW Z3 Coupe	1:41.338	15	4.452	93.17
11	214	SS	Scott GRANT		BMW M3	1:41.401	17	4.515	93.11
12	323	S	Mark J THOMAS		BMW E36 M3	1:41.665	17	4.779	92.87
13	328	S	VAN DER KOLK/VAN ELK		BMW Compact 2.8	1:41.833	14	4.947	92.72
14	301	S	Bas BARENBRUG		BMW E36 M3	1:41.881	13	4.995	92.67
15	303	S	Kees KREIJNE		Lotus Exige	1:42.380	13	5.494	92.22
16	236	SS	Jerome BRUHAT		RED Lotus Exige	1:42.626	17	5.740	92.00
17	232	SS	Don GRICE		BMW E30 DTM	1:43.017	7	6.131	91.65
18	321	S	GOOSHOUWER/MOLLER		BMW Compact 3.0 E46	1:43.601	15	6.715	91.13
19	288	SS	Dick van ELK		BMW M3	1:43.648	15	6.762	91.09
20	309	S	Nico BEEN		Clio RS 2.0i	1:44.255	16	7.369	90.56
21	211	SS	Willy ANGENENT		BMW Z3M V8	1:45.052	14	8.166	89.88
22	307	S	Cor VAN VALEN		BMW E46 Coupe	1:46.387	15	9.501	88.75
23	238	SS	Wilfried SCHAWOHL		RED Lotus Exige	1:46.869	14	9.983	88.35
24	234	S	ADAMS/SUNDERLAND		Nissan Maxima	1:47.101	15	10.215	88.16
25	311	S	Erwin TIEMEIJER		BMW E36 M3	1:47.375	15	10.489	87.93
26	306	S	Hank KRUYT		BMW E36 Coupe	1:48.723	8	11.837	86.84
27	315	S	Jan RIJGERSBERG		Clio V6 Sport	1:51.390	15	14.504	84.76
28	209	SS	BRASPENNING/SCHOEP		BMW	2:06.106	4	29.220	74.87

Weather : Sunny / Dry

These results are provisional until the conclusion of any judicial and technical matters.

Brands Hatch

Circuit Length = 2.6228 miles.

Start: 09:35 End: 10:05

Clerk of Course:	Stewards:	Timekeeper:

## Dutch Supercar Session 1

### LAP ANALYSIS - QUALIFYING RACE 2

<b>209</b>	<b>BRASPENNING/SCHOEP</b>	BMW			
1 - 3:33.088 2 - 2:06.241 3 - 4:27.376P 4 - <b>2:06.106</b>					
<b>211</b>	<b>Willy ANGENENT</b>	BMW Z3M V8			
1 - 2:42.806    6 - 1:51.339    11 - 1:49.348 2 - 2:34.172    7 - 1:51.178    12 - 1:46.051 3 - 2:34.932    8 - 2:42.453P    13 - <b>1:45.052</b> 4 - 1:56.448    9 - 1:59.095    14 - 1:46.529 5 - 1:53.836    10 - 1:46.864					
<b>214</b>	<b>Scott GRANT</b>	BMW M3			
1 - 2:12.458    6 - 1:43.745    11 - 1:45.793    16 - <b>1:41.401</b> 2 - 1:58.334    7 - 1:42.902    12 - 1:49.468    17 - 1:52.767 3 - 2:02.391    8 - 1:43.710    13 - 1:48.015 4 - 2:09.775    9 - 1:42.417    14 - 1:41.467 5 - 1:46.028    10 - 1:50.388    15 - 1:41.832					
<b>217</b>	<b>BROWN/WHITE</b>	BMW M3 GTR			
1 - 5:47.108    6 - 1:40.337    11 - 1:39.233 2 - 2:15.567    7 - 1:40.297    12 - <b>1:39.039</b> 3 - 1:50.566    8 - 1:39.212    13 - 1:39.976 4 - 1:43.029    9 - 4:54.884P 5 - 1:40.608    10 - 1:48.513					
<b>219</b>	<b>WHITE/LOCKIE</b>	BMW M3 GTR			
1 - 6:25.092    6 - 1:41.993    11 - 1:45.290 2 - 2:13.258    7 - 2:54.183P    12 - <b>1:36.886</b> 3 - 1:40.990    8 - 1:52.954 4 - 5:28.498P    9 - 1:37.163 5 - 1:49.095    10 - 1:36.929					
<b>221</b>	<b>Dirk SCHULZ</b>	Porsche GT3 Cup			
1 - 2:26.054    6 - 1:43.169    11 - 1:40.967    16 - 2:09.883 2 - 1:47.799    7 - 2:49.792P    12 - 1:42.257 3 - 2:05.980    8 - 2:00.134    13 - 1:49.128 4 - 2:05.182    9 - 1:42.689    14 - 1:43.222 5 - 1:45.220    10 - <b>1:40.137</b> 15 - 1:41.944					
<b>224</b>	<b>VAN DER KOLK/THUIS</b>	BMW Compact GTR			
1 - 2:52.537    6 - 1:40.697    11 - 1:40.703 2 - 2:32.971    7 - 8:46.358P 3 - 2:28.117    8 - 1:50.275 4 - 1:44.385    9 - 1:41.405 5 - 1:40.491    10 - <b>1:40.233</b>					

Weather : Sunny / Dry

## Dutch Supercar Session 1 LAP ANALYSIS - QUALIFYING RACE 2

(contd.)

<b>227</b>	<b>POCKLINGTON/WILSON</b>	Nissan Primera			
1 -	3:34.804	6 -	1:40.470		
2 -	2:10.479	7 -	3:29.831P		
3 -	2:16.344	8 -	1:44.906		
4 -	1:49.204	9 -	1:38.411		
5 -	1:47.006	10 -	<b>1:37.209</b>		
<b>228</b>	<b>Rob FRIJNS</b>	Porsche GT3 Cup			
1 -	2:43.604	6 -	1:40.620	11 -	1:42.259
2 -	2:35.486	7 -	1:50.804	12 -	<b>1:40.112</b>
3 -	2:33.297	8 -	1:42.680	13 -	1:40.553
4 -	1:44.627	9 -	3:09.812P	14 -	1:41.198
5 -	1:40.884	10 -	1:50.424	15 -	1:40.842
<b>232</b>	<b>Don GRICE</b>	BMW E30 DTM			
1 -	5:47.535	6 -	1:44.075		
2 -	2:17.853	7 -	<b>1:43.017</b>		
3 -	1:49.781				
4 -	1:44.132				
5 -	1:43.194				
<b>234</b>	<b>ADAMS/SUNDERLAND</b>	Nissan Maxima			
1 -	2:04.714	6 -	1:51.590	11 -	1:47.445
2 -	1:52.627	7 -	3:09.986P	12 -	1:57.640
3 -	2:07.840	8 -	1:56.115	13 -	1:51.138
4 -	2:13.874	9 -	1:50.953	14 -	<b>1:47.101</b>
5 -	1:54.789	10 -	1:47.689	15 -	1:48.469
<b>236</b>	<b>Jerome BRUHAT</b>	RED Lotus Exige			
1 -	2:13.939	6 -	1:47.311	11 -	1:43.415
2 -	1:48.424	7 -	1:45.012	12 -	1:46.640
3 -	2:06.897	8 -	1:45.156	13 -	1:43.682
4 -	2:11.478	9 -	1:45.611	14 -	1:44.335
5 -	1:48.069	10 -	1:44.204	15 -	<b>1:42.626</b>
<b>237</b>	<b>Martin ROOS</b>	RED Lotus Exige			
1 -	2:03.072	6 -	1:44.734	11 -	1:42.210
2 -	1:43.770	7 -	1:43.587	12 -	4:35.582P
3 -	4:27.524P	8 -	1:41.752	13 -	1:53.016
4 -	1:59.568	9 -	1:41.170	14 -	1:41.308
5 -	1:42.786	10 -	<b>1:40.630</b>		
<b>238</b>	<b>Wilfried SCHAWOHL</b>	RED Lotus Exige			
1 -	2:04.565	6 -	1:49.495	11 -	1:48.960
2 -	6:11.517P	7 -	1:47.633	12 -	1:47.493
3 -	2:14.740	8 -	1:56.743	13 -	1:48.086
4 -	1:48.597	9 -	1:48.724	14 -	<b>1:46.869</b>
5 -	1:50.100	10 -	1:49.732		

Weather : Sunny / Dry

msttimina.com

Page 2 of 4

Brands Hatch  
Circuit Length = 2.6228 miles.  
Start: 09:35 End: 10:05

Printed - 10:11 Saturday, 17 June 2006

## Dutch Supercar Session 1 LAP ANALYSIS - QUALIFYING RACE 2

(contd.)

<b>287</b>	<b>SYMONS/DE CRUZE</b>		<b>BMW M3</b>
1 - 3:40.677	6 - 1:41.956	11 - <b>1:38.371</b>	
2 - 2:07.839	7 - 3:03.997P		
3 - 2:17.065	8 - 1:51.683		
4 - 2:01.253	9 - 1:39.569		
5 - 1:42.715	10 - 1:44.591		
<b>288</b>	<b>Dick van ELK</b>		<b>BMW M3</b>
1 - 2:30.607	6 - 1:45.044	11 - 1:51.647	
2 - 1:56.464	7 - 1:45.007	12 - 1:48.346	
3 - 2:07.639	8 - 1:44.282	13 - 3:39.906P	
4 - 2:04.697	9 - 1:44.682	14 - 1:51.300	
5 - 1:47.789	10 - 1:45.224	15 - <b>1:43.648</b>	
<b>301</b>	<b>Bas BARENBRUG</b>		<b>BMW E36 M3</b>
1 - 3:46.156	6 - 1:42.567	11 - <b>1:41.881</b>	
2 - 2:49.388	7 - 1:55.218	12 - 6:11.323P	
3 - 2:15.922P	8 - 1:42.574	13 - 2:11.941	
4 - 1:55.004	9 - 1:44.773		
5 - 1:43.701	10 - 1:42.285		
<b>303</b>	<b>Kees KREIJNE</b>		<b>Lotus Exige</b>
1 - 3:32.863	6 - 1:46.801	11 - 4:12.045P	
2 - 2:05.116	7 - 1:44.871	12 - 1:55.149	
3 - 2:19.256	8 - 1:44.121	13 - 1:44.021	
4 - 1:54.932	9 - 1:44.161		
5 - 1:53.497	10 - <b>1:42.380</b>		
<b>306</b>	<b>Hank KRUYT</b>		<b>BMW E36 Coupe</b>
1 - 2:08.861	6 - <b>1:48.723</b>		
2 - X:00.000P	7 - 1:53.392		
3 - 2:06.724	8 - 2:41.438P		
4 - 1:51.184			
5 - 1:48.758			
<b>307</b>	<b>Cor VAN VALEN</b>		<b>BMW E46 Coupe</b>
1 - 2:41.790	6 - 1:54.067	11 - 1:48.054	
2 - 2:34.533	7 - 1:53.746	12 - 1:49.523	
3 - 2:35.067	8 - 1:51.719	13 - <b>1:46.387</b>	
4 - 2:01.961	9 - 1:49.397	14 - 1:47.048	
5 - 1:55.077	10 - 1:48.981	15 - 1:48.534	
<b>309</b>	<b>Nico BEEN</b>		<b>Clio RS 2.0i</b>
1 - 2:17.139	6 - 1:45.964	11 - 1:45.115	16 - 1:44.442
2 - 1:52.202	7 - 1:45.068	12 - 1:44.690	
3 - 2:02.116	8 - 1:46.209	13 - 3:16.734P	
4 - 2:11.059	9 - 1:46.511	14 - 1:58.019	
5 - 1:50.536	10 - 1:44.987	15 - <b>1:44.255</b>	

Weather : Sunny / Dry

# Dutch Supercar Session 1

## LAP ANALYSIS - QUALIFYING RACE 2


(contd.)

<b>310</b>	<b>Danny DE HAAN</b>	BMW Z3 Coupe			
1 -	2:11.027	6 -	1:42.289	11 -	1:53.780
2 -	2:02.256	7 -	1:45.146	12 -	1:48.179
3 -	2:04.001	8 -	1:41.949	13 -	1:41.799
4 -	2:07.091	9 -	4:48.654P	14 -	<b>1:41.338</b>
5 -	1:57.529	10 -	2:10.837	15 -	1:41.386
<b>311</b>	<b>Erwin TIEMEIJER</b>	BMW E36 M3			
1 -	2:30.405	6 -	1:49.968	11 -	1:49.266
2 -	1:57.194	7 -	1:50.029	12 -	1:47.906
3 -	4:12.705	8 -	1:48.294	13 -	1:48.646
4 -	1:51.076	9 -	<b>1:47.375</b>	14 -	1:47.588
5 -	2:01.790	10 -	1:48.169	15 -	1:48.220
<b>315</b>	<b>Jan RIJGERSBERG</b>	Clio V6 Sport			
1 -	2:45.708	6 -	1:57.944	11 -	2:16.408
2 -	2:33.707	7 -	1:55.116	12 -	1:53.571
3 -	2:34.476	8 -	1:54.628	13 -	<b>1:51.390</b>
4 -	2:03.475	9 -	1:53.738	14 -	1:51.862
5 -	1:59.168	10 -	1:52.943	15 -	1:52.689
<b>321</b>	<b>GOOSHOUWER/MOLLER</b>	BMW Compact 3.0 E46			
1 -	3:33.733	6 -	1:46.418	11 -	1:44.096
2 -	2:06.556	7 -	1:45.765	12 -	3:30.792P
3 -	2:17.868	8 -	1:44.364	13 -	1:51.323
4 -	1:55.482	9 -	1:44.416	14 -	1:44.080
5 -	1:48.080	10 -	1:43.939	15 -	<b>1:43.601</b>
<b>323</b>	<b>Mark J THOMAS</b>	BMW E36 M3			
1 -	2:29.210	6 -	1:45.488	11 -	1:42.503
2 -	1:48.596	7 -	1:44.568	12 -	1:43.795
3 -	2:03.063	8 -	1:45.663	13 -	1:43.910
4 -	2:07.541	9 -	1:44.170	14 -	2:02.095
5 -	1:46.340	10 -	1:43.332	15 -	<b>1:41.665</b>
<b>328</b>	<b>VAN DER KOLK/VAN ELK</b>	BMW Compact 2.8			
1 -	2:35.545	6 -	<b>1:41.833</b>	11 -	1:59.824
2 -	1:49.942	7 -	1:42.919	12 -	1:51.437
3 -	3:54.255P	8 -	1:42.408	13 -	1:49.459
4 -	2:23.838	9 -	4:11.978P	14 -	1:46.513
5 -	1:48.347	10 -	2:15.715		
<b>376</b>	<b>JASSEN/VAN OS</b>	BMW 328i Compact			
1 -	2:37.080	6 -	1:40.035	11 -	1:44.473
2 -	1:48.891	7 -	<b>1:39.530</b>	12 -	1:46.877
3 -	5:50.723	8 -	3:26.597P	13 -	1:43.506
4 -	1:40.487	9 -	1:58.029		
5 -	1:42.175	10 -	1:45.862		

Weather : Sunny / Dry

# Dutch Supercar Session 1

## GRID FOR RACE 2

ROW 14	315 RIJGERSBERG	209 BRASPENNING/SCHOEP
ROW 13	311 TIEMEIJER	306 KRUYT
ROW 12	238 SCHAWOHL	234 ADAMS/SUNDERLAND
ROW 11	211 ANGENENT	307 VAN VALEN
ROW 10	288 ELK	309 BEEN
ROW 9	232 GRICE	321 GOOSHOUWER/MOLLER
ROW 8	303 KREIJNE	236 BRUHAT
ROW 7	328 VAN DER KOLK/VAN ELK	301 BARENBRUG
ROW 6	214 GRANT	323 THOMAS
ROW 5	237 ROOS	310 DE HAAN
ROW 4	221 SCHULZ	224 VAN DER KOLK/THUIS
ROW 3	376 JASSEN/VAN OS	228 FRIJNS
ROW 2	287 SYMONS/DE CRUZE	217 BROWN/WHITE
ROW 1	219 WHITE/LOCKIE	227 POCKLINGTON/WILSON
	<b>POLE</b>	
		

Weather : Sunny / Dry

These results are provisional until the conclusion of any judicial and technical matters.

Brands Hatch

Circuit Length = 2.6228 miles.

Start: 09:35 End: 10:05

Clerk of Course:

Stewards:

Timekeeper:

# Dutch Supercar Session 1

## PROVISIONAL RESULT - RACE 2 - 2nd AMENDED

POS	NO	CL	DRIVER	NAT	CAR	TIME	LAPS	GAP	MPH	BEST
1	214	SS	Scott GRANT		BMW M3	46:00.619	26		88.95	1:41.124
2	287	SS	SYMONS/DE CRUZE		BMW M3	46:12.050	26	11.431	88.58	1:38.361
3	228	SS	FRIJNS/WIJNEN		Porsche GT3 Cup	46:12.490	26	11.871	88.57	1:39.112
4	217	SS	BROWN/WHITE		BMW M3 GTR	46:12.977	26	12.358	88.55	1:39.021
5	227	SS	POCKLINGTON/WILSON		Nissan Primera	46:28.823	26	28.204	88.05	1:38.800
6	224	SS	VAN DER KOLK/THUIS		BMW Compact GTR	46:31.941	26	31.322	87.95	1:38.996
7	237	SS	Martin ROOS		RED Lotus Exige	46:56.973	26	56.354	87.17	1:41.374
8	232	SS	Don GRICE		BMW E30 DTM	47:05.769	26	1:05.150	86.90	1:42.203
9	238	SS	Wilfried SCHAWOHL		RED Lotus Exige	47:15.513	26	1:14.894	86.60	1:42.117
10	323	S	Mark J THOMAS		BMW E36 M3	47:22.141	26	1:21.522	86.40	1:43.557
11	303	S	Kees KREIJNE		Lotus Exige	47:22.372	26	1:21.753	86.39	1:42.876
12	376	S	JASSEN/VAN OS		BMW 328i Compact	45:39.490	25	1 LAP	86.19	1:42.142
13	309	S	Nico BEEN		Clio RS 2.0i	45:52.253	25	1 LAP	85.79	1:44.827
14	307	S	Cor VAN VALEN		BMW E46 Coupe	46:18.589	24	2 LAPS	81.58	1:46.463
15	310	S	Danny DE HAAN		BMW Z3 Coupe	47:02.843	24	2 LAPS	80.30	1:46.357
16	286	SS	Erwin TIEMEIJER		BMW E36 M3	47:22.371	24	2 LAPS	79.75	1:49.292
17	209	SS	BRASPENNING/SCHOEP		BMW	46:13.034	23	3 LAPS	78.33	1:44.569
18	306	S	Hank KRUYT		BMW E36 Coupe	46:22.493	23	3 LAPS	78.07	1:47.860
19	234	S	ADAMS/SUNDERLAND		Nissan Maxima	46:32.898	23	3 LAPS	77.78	1:47.067
20	315	S	Jan RIJGERSBERG		Clio V6 Sport	47:14.364	23	3 LAPS	76.64	1:49.150
21	221	SS	Dirk SCHULZ		Porsche GT3 Cup	37:06.027	21	5 LAPS	89.10	1:39.273
22	321	S	GOOSHOUWER/MOLLER		BMW Compact 3.0 E46	37:01.999	20	6 LAPS	85.01	1:44.867
23	211	SS	Willy ANGENENT		BMW Z3M V8	46:25.621	20	6 LAPS	67.81	1:46.701

### NOT CLASSIFIED

288	SS	Dick van ELK		BMW M3	40:10.125	18	D.N.F.	70.54	1:42.311
236	SS	Jerome BRUHAT		RED Lotus Exige	24:06.073	11	D.N.F.	71.87	1:43.364
328	S	VAN DER KOLK/VAN ELK		BMW Compact 2.8	8:49.462	5	D.N.F.	89.29	1:42.832

### FASTEST LAP

287	SS	SYMONS/DE CRUZE		BMW M3	1:38.361	23	95.99mph	154.48kph
376	S	JASSEN/VAN OS		BMW 328i Compact	1:42.142	19	92.44mph	148.76kph

Car No 217- 30 sec penalty - Short pit stop. Car No'S 228 & 287 - 30 sec penalty - J.16.1.2

Weather : Sunny / Dry Car No 301 - Disqualified - Technical Infringement

These results are provisional until the conclusion of any judicial and technical matters.

Brands Hatch

Circuit Length = 2.6228 miles.

Start: 14:39 End: 15:25

Clerk of Course:	Stewards:	Timekeeper:
------------------	-----------	-------------

## Dutch Supercar Session 1

### LAP CHART FOR RACE 2

Lap 1			Lap 2			Lap 3			Lap 4			Lap 5		
No	Behind	Laptime	No	Behind	Laptime	No	Behind	Laptime	No	Behind	Laptime	No	Behind	Laptime
227		1:45.958	227		1:40.107	227		1:39.246	227		1:39.747	227		1:39.723
217	0.708	1:46.666	221	0.781	1:39.790	221	1.072	1:39.537	221	0.598	1:39.273	221	0.684	1:39.809
221	1.098	1:47.056	217	1.401	1:40.800	217	2.387	1:40.232	217	1.882	1:39.242	217	1.618	1:39.459
287	2.781	1:48.739	228	2.349	1:39.321	228	2.771	1:39.668	228	3.101	1:40.077	228	2.490	1:39.112
228	3.135	1:49.093	287	4.144	1:41.470	287	5.241	1:40.343	287	5.749	1:40.255	287	6.708	1:40.682
237	3.275	1:49.233	237	5.119	1:41.951	224	6.352	1:40.323	224	6.801	1:40.196	224	7.054	1:39.976
224	3.400	1:49.358	224	5.275	1:41.982	237	7.490	1:41.617	214	10.740	1:42.312	214	12.681	1:41.664
214	3.773	1:49.731	214	6.152	1:42.486	214	8.175	1:41.269	237	11.404	1:43.661	301	18.218	1:42.635
301	5.815	1:51.773	301	9.101	1:43.393	301	12.417	1:42.562	301	15.306	1:42.636	237	18.939	1:47.258
323	6.575	1:52.533	376	10.701	1:43.590	376	15.738	1:44.283	376	18.976	1:42.985	376	21.657	1:42.404
376	7.218	1:53.176	323	12.253	1:45.785	328	16.754	1:43.536	328	19.839	1:42.832	328	24.681	1:44.565
328	7.907	1:53.865	328	12.464	1:44.664	323	18.076	1:45.069	323	23.846	1:45.517	323	30.448	1:46.325
309	8.751	1:54.709	309	14.022	1:45.378	309	20.251	1:45.475	309	25.402	1:44.898	321	31.580	1:44.874
321	9.903	1:55.861	321	14.713	1:44.917	321	20.879	1:45.412	321	26.429	1:45.297	309	32.141	1:46.462
303	12.628	1:58.586	303	17.483	1:44.962	303	22.065	1:43.828	303	26.662	1:44.344	303	32.384	1:45.445
211	14.123	2:00.081	232	19.843	1:45.135	232	25.019	1:44.422	232	29.897	1:44.625	232	33.629	1:43.455
234	14.153	2:00.111	236	21.989	1:47.663	236	27.576	1:44.833	236	31.417	1:43.588	236	35.058	1:43.364
236	14.433	2:00.391	288	23.277	1:48.579	288	28.282	1:44.251	288	32.326	1:43.791	288	36.345	1:43.742
288	14.805	2:00.763	234	24.635	1:50.589	238	32.442	1:46.504	238	37.303	1:44.608	238	42.935	1:45.355
306	15.768	2:01.726	238	25.184	1:48.305	234	36.097	1:50.708	234	46.954	1:50.604	211	57.204	1:49.287
310	16.748	2:02.706	306	25.620	1:49.959	306	36.499	1:50.125	306	47.542	1:50.790	310	58.432	1:49.851
238	16.986	2:02.944	310	27.114	1:50.473	310	36.858	1:48.990	211	47.640	1:49.998	306	58.763	1:50.944
311	17.752	2:03.710	211	27.948	1:53.932	211	37.389	1:48.687	310	48.304	1:51.193	307	1:03.451	1:48.590
286	17.752	2:03.710	311	29.583	1:51.938	209	45.750	1:53.911	307	54.584	1:48.499	209	1:09.484	1:50.629
209	18.429	2:04.387	286	29.583	1:51.938	307	45.832	1:53.446	209	58.578	1:52.575	315	1:10.961	1:50.974
315	19.597	2:05.555	209	31.085	1:52.763	315	47.148	1:52.849	315	59.710	1:52.309	286	1:14.086	1:51.803
307	19.601	2:05.559	307	31.632	1:52.138	311	49.215	1:58.878	286	1:02.006	1:52.538			
232	14.815	2:00.773	315	33.545	1:54.055	286	49.215	1:58.878						

Car No 234 & 232 need working transponders for tomorrow please.  
Weather : Sunny / Dry

Brands Hatch  
Circuit Length = 2.6228 miles.  
Start: 14:39 End: 15:25

## Dutch Supercar Session 1 LAP CHART FOR RACE 2

(contd.)

Lap 6			Lap 7			Lap 8			Lap 9			Lap 10		
No	Behind	Laptime	No	Behind	Laptime	No	Behind	Laptime	No	Behind	Laptime	No	Behind	Laptime
227		1:39.201	227		1:39.756	227		1:39.624	227		1:40.610	227		1:39.251
221	1.143	1:39.660	221	1.118	1:39.731	221	1.812	1:40.318	221	1.305	1:40.103	221	2.466	1:40.412
217	1.876	1:39.459	217	1.898	1:39.778	217	2.445	1:40.171	315	1 LAP	1:50.464	217	3.617	1:40.064
228	3.565	1:40.276	228	5.041	1:41.232	228	5.936	1:40.519	217	2.804	1:40.969	209	1 LAP	1:49.194
224	10.152	1:42.299	224	10.513	1:40.117	224	9.885	1:38.996	228	7.108	1:41.782	228	9.268	1:41.411
214	15.378	1:41.898	214	17.019	1:41.397	214	18.519	1:41.124	224	9.283	1:40.008	224	9.960	1:39.928
287	16.213	1:48.706	287	17.592	1:41.135	287	18.871	1:40.903	286	1 LAP	1:55.152	315	1 LAP	1:51.106
301	21.038	1:42.021	376	30.590	1:44.934	376	35.564	1:44.598	287	20.120	1:41.859	287	24.204	1:43.335
237	24.194	1:44.456	237	31.926	1:47.488	237	38.042	1:45.740	214	20.746	1:42.837	214	24.629	1:43.134
376	25.412	1:42.956	301	39.595	1:58.313	301	43.834	1:43.863	376	39.040	1:44.086	286	1 LAP	1:54.208
323	37.661	1:46.414	323	44.882	1:46.977	232	50.022	1:44.062	237	41.841	1:44.409	376	43.566	1:43.777
321	38.122	1:45.743	303	45.153	1:45.243	323	51.800	1:46.542	301	46.232	1:43.008	237	47.042	1:44.452
232	39.440	1:45.012	321	45.514	1:47.148	303	52.056	1:46.527	232	53.876	1:44.464	301	49.682	1:42.701
303	39.666	1:46.483	232	45.584	1:45.900	321	52.382	1:46.492	303	55.842	1:44.396	232	59.012	1:44.387
236	41.041	1:45.184	236	46.281	1:44.996	236	52.569	1:45.912	323	57.638	1:46.448	303	1:00.792	1:44.201
309	41.049	1:48.109	309	47.697	1:46.404	309	53.676	1:45.603	321	58.034	1:46.262	323	1:03.322	1:44.935
288	41.653	1:44.509	238	55.070	1:44.475	238	57.850	1:42.404	309	58.502	1:45.436	321	1:03.835	1:45.052
238	50.351	1:46.617	211	1:14.814	1:46.701	211	1:23.554	1:48.364	238	1:01.515	1:44.275	309	1:04.282	1:45.031
234	1 LAP	3:39.611	234	1 LAP	1:48.507	234	1 LAP	1:49.354	236	1:23.625	2:11.666	238	1:04.381	1:42.117
211	1:07.869	1:49.866	306	1:18.366	1:48.732	306	1:26.602	1:47.860	211	1:30.784	1:47.840			
306	1:09.390	1:49.828	310	1:19.011	1:48.844	310	1:27.199	1:47.812	234	1 LAP	1:48.218			
310	1:09.923	1:50.692	307	1:21.430	1:47.882	307	1:29.066	1:47.260	306	1:34.731	1:48.739			
307	1:13.304	1:49.054	209	1:28.365	1:48.521	209	1:37.416	1:48.675	310	1:35.327	1:48.738			
209	1:19.600	1:49.317	315	1:31.370	1:50.216				307	1:35.678	1:47.222			
315	1:20.910	1:49.150	286	1:38.650	1:51.997									
286	1:26.409	1:51.524												

Car No 234 & 232 need working transponders for tomorrow please.  
Weather : Sunny / Dry

Brands Hatch  
Circuit Length = 2.6228 miles.  
Start: 14:39 End: 15:25

## Dutch Supercar Session 1 LAP CHART FOR RACE 2

(contd.)

Lap 11			Lap 12			Lap 13			Lap 14			Lap 15		
No	Behind	Laptime	No	Behind	Laptime	No	Behind	Laptime	No	Behind	Laptime	No	Behind	Laptime
227		1:42.376	227		1:39.108	227		2:19.830	217		1:51.080	221		1:39.660
211	1 LAP	1:51.911	221	2.830	1:40.841	224	2.574	2:09.303	221	0.842	1:48.529	217	1.516	1:42.018
221	1.097	1:41.007	217	3.589	1:40.369	307	1 LAP	2:09.478	228	7.299	1:48.671	228	6.786	1:39.989
217	2.328	1:41.087	234	2 LAPS	1:49.339	209	1 LAP	2:02.404	214	10.787	1:50.515	214	12.362	1:42.077
234	2 LAPS	1:50.434	224	13.101	1:42.045	301	1 LAP	3:31.200P	310	1 LAP	1:54.387	287	16.021	1:40.272
307	1 LAP	1:50.349	307	1 LAP	1:48.372	376	1 LAP	3:41.440P	287	16.251	1:52.575	310	1 LAP	1:48.435
310	1 LAP	1:52.503	228	14.065	1:43.396	286	2 LAPS	3:50.140P	234	2 LAPS	1:59.986	234	2 LAPS	1:47.067
228	9.777	1:42.885	310	1 LAP	1:48.124	309	47.733	1:52.526	306	2 LAPS	1:59.407	306	2 LAPS	1:51.612
224	10.164	1:42.580	209	1 LAP	1:47.144	288	4 LAPS	1:51.284	315	1 LAP	2:05.716	232	51.532	1:43.408
209	1 LAP	1:50.404	287	28.810	1:43.959	217	1:09.607	3:25.848P	232	48.626	2:05.022	288	4 LAPS	2:38.898P
236	1 LAP	2:16.550	214	29.786	1:43.961	221	1:13.000	3:30.000P	237	49.732	2:02.185	237	53.093	1:43.863
315	1 LAP	1:51.443	315	1 LAP	1:50.586	228	1:19.315	3:25.080P	224	51.088	3:49.201P	227	59.581	1:46.745
287	23.959	1:42.131	237	58.399	1:48.303	214	1:20.959	3:11.003P	227	53.338	3:54.025P	224	1:00.076	1:49.490
214	24.933	1:42.680	232	1:07.488	1:45.207	310	1 LAP	3:26.992P	307	1 LAP	3:53.195P	323	1:02.919	1:44.632
286	1 LAP	1:54.245	303	1:08.237	1:44.798	287	1:24.363	3:15.383P	309	56.831	3:09.785P	321	1:05.160	1:46.135
288	4 LAPS	8:22.715P	323	1:13.610	1:46.187	234	2 LAPS	3:39.067P	209	1 LAP	3:53.575P	238	1:06.450	1:45.743
376	46.300	1:45.110	238	1:13.961	1:45.808	306	2 LAPS	2:11.254	323	58.789	1:55.908	303	1:09.223	1:48.915
237	49.204	1:44.538	321	1:14.705	1:46.697	236	2 LAPS	5:21.926P	321	59.527	1:54.513	307	1 LAP	1:54.559
301	51.025	1:43.719	309	1:15.037	1:45.892	315	1 LAP	3:29.093P	303	1:00.810	1:54.530	309	1:10.235	1:53.906
232	1:01.389	1:44.753	288	4 LAPS	2:13.514	232	1:44.291	2:56.633P	238	1:01.209	1:53.685	209	1 LAP	1:52.637
303	1:02.547	1:44.131	306	2 LAPS	5:12.771P	237	1:48.234	3:09.665P	376	1:22.649	1:44.151	376	1:24.354	1:42.207
323	1:06.531	1:45.585				323	2:03.568	3:09.788P	301	1:23.326	1:45.162	301	1:26.092	1:43.268
321	1:07.116	1:45.657				321	2:05.701	3:10.826P	286	1 LAP	1:53.523			
238	1:07.261	1:45.256				303	2:06.967	3:18.560P						
309	1:08.253	1:46.347				238	2:08.211	3:14.080P						
						301	2:38.851	2:15.564						
						376	2:39.185	2:10.383						
						286	1 LAP	2:10.388						
						288	3 LAPS	2:07.497P						

Car No 234 & 232 need working transponders for tomorrow please.  
Weather : Sunny / Dry

Brands Hatch  
Circuit Length = 2.6228 miles.  
Start: 14:39 End: 15:25

# Dutch Supercar Session 1

## LAP CHART FOR RACE 2

(contd.)

Lap 16			Lap 17			Lap 18			Lap 19			Lap 20		
No	Behind	Laptime	No	Behind	Laptime	No	Behind	Laptime	No	Behind	Laptime	No	Behind	Laptime
221		1:39.961	221		1:39.973	221		1:40.571	221		1:40.129	221		1:39.910
217	2.214	1:40.659	217	1.708	1:39.467	217	2.178	1:41.041	217	1.070	1:39.021	217	1.776	1:40.616
211	5 LAPS	10:22.239P	228	8.239	1:41.109	228	7.623	1:39.955	209	3 LAPS	3:46.702P	301	1 LAP	1:44.787
286	2 LAPS	1:52.256	214	15.762	1:42.142	315	3 LAPS	2:02.602	228	6.768	1:39.274	307	2 LAPS	1:47.932
228	7.103	1:40.278	287	16.189	1:41.175	287	15.178	1:39.560	287	14.087	1:39.038	228	7.237	1:40.379
214	13.593	1:41.192	286	2 LAPS	1:53.127	214	17.060	1:41.869	214	18.229	1:41.298	287	13.282	1:39.105
287	14.987	1:38.927	211	5 LAPS	2:04.529	286	2 LAPS	1:51.172	315	3 LAPS	1:52.015	209	3 LAPS	1:50.890
310	1 LAP	1:47.167	310	1 LAP	1:46.999	211	5 LAPS	1:48.521	286	2 LAPS	1:49.360	214	19.866	1:41.547
234	2 LAPS	1:56.223	232	57.618	1:43.380	310	1 LAP	1:46.357	211	5 LAPS	1:47.006	315	3 LAPS	1:51.627
232	54.211	1:42.640	237	59.678	1:42.968	227	59.841	1:40.399	310	1 LAP	1:47.084	286	2 LAPS	1:49.690
237	56.683	1:43.551	227	1:00.013	1:39.563	232	1:01.233	1:44.186	227	58.838	1:39.126	211	5 LAPS	1:47.555
227	1:00.423	1:40.803	224	1:02.728	1:41.152	224	1:02.552	1:40.395	224	1:02.400	1:39.977	227	57.731	1:38.803
224	1:01.549	1:41.434	288	4 LAPS	1:44.447	237	1:03.501	1:44.394	232	1:04.295	1:43.191	310	1 LAP	1:47.453
306	2 LAPS	1:54.574	234	2 LAPS	1:55.103	288	4 LAPS	1:42.953	237	1:05.820	1:42.448	224	1:02.567	1:40.077
288	4 LAPS	1:50.026	323	1:13.017	1:45.226	238	1:15.602	1:42.785	288	4 LAPS	1:42.311	232	1:06.588	1:42.203
323	1:07.764	1:44.806	238	1:13.388	1:42.653	323	1:17.747	1:45.301	238	1:20.281	1:44.808	237	1:08.430	1:42.520
238	1:10.708	1:44.219	306	2 LAPS	1:52.437	303	1:20.085	1:43.695	323	1:22.527	1:44.909	288	4 LAPS	1:44.880
321	1:11.503	1:46.304	321	1:16.397	1:44.867	234	2 LAPS	1:52.747	303	1:24.004	1:44.048	238	1:24.433	1:44.062
303	1:14.058	1:44.796	303	1:16.961	1:42.876	321	1:22.087	1:46.261	321	1:28.040	1:46.082	323	1:28.124	1:45.507
309	1:15.614	1:45.340	309	1:20.744	1:45.103	306	2 LAPS	1:50.299	309	1:31.726	1:46.547	303	1:28.762	1:44.668
209	1 LAP	1:46.223	307	1 LAP	1:49.011	309	1:25.308	1:45.135	306	2 LAPS	1:49.342	321	1:35.729	1:47.599
307	1 LAP	1:49.995	376	1:29.515	1:42.544	376	1:32.730	1:43.786	234	2 LAPS	1:53.134	309	1:36.643	1:44.827
376	1:26.944	1:42.551	301	1:33.384	1:43.719	301	1:37.229	1:44.416	376	1:34.743	1:42.142	376	1:37.392	1:42.559
315	2 LAPS	4:00.326P				307	1 LAP	1:50.128						
301	1:29.638	1:43.507												

Car No 234 & 232 need working transponders for tomorrow please.  
Weather : Sunny / Dry

Brands Hatch  
Circuit Length = 2.6228 miles.  
Start: 14:39 End: 15:25

**Dutch Supercar Session 1**  
**LAP CHART FOR RACE 2**

(contd.)

Lap 21			Lap 22			Lap 23			Lap 24			Lap 25		
No	Behind	Laptime	No	Behind	Laptime	No	Behind	Laptime	No	Behind	Laptime	No	Behind	Laptime
221		1:39.757	217		1:41.666	217		1:41.578	217		1:40.782	217		1:41.027
217	2.944	1:40.925	228	5.262	1:43.003	309	1 LAP	1:45.652	228	5.495	1:42.055	376	1 LAP	1:43.136
306	3 LAPS	1:51.168	287	8.221	1:39.856	228	4.222	1:40.538	287	5.688	1:41.466	228	5.025	1:40.557
228	6.869	1:39.389	301	1 LAP	1:46.247	287	5.004	1:38.361	309	1 LAP	1:46.160	287	5.217	1:40.556
301	1 LAP	1:44.710	306	3 LAPS	1:50.510	301	1 LAP	1:44.517	301	1 LAP	1:43.961	309	1 LAP	1:45.665
234	3 LAPS	1:54.877	307	2 LAPS	1:46.463	306	3 LAPS	1:49.772	214	24.063	1:44.792	301	1 LAP	1:43.423
287	12.975	1:39.450	234	3 LAPS	1:51.420	214	20.053	1:42.318	209	3 LAPS	1:47.833	214	24.493	1:41.457
307	2 LAPS	1:47.570	214	19.313	1:41.701	307	2 LAPS	1:47.688	307	2 LAPS	1:49.510	209	3 LAPS	1:44.571
209	3 LAPS	1:45.625	209	3 LAPS	1:45.794	209	3 LAPS	1:44.569	306	3 LAPS	1:52.993	307	2 LAPS	1:47.259
214	22.222	1:42.113	315	3 LAPS	1:51.321	234	3 LAPS	1:52.784	234	3 LAPS	1:52.074	306	3 LAPS	1:48.752
315	3 LAPS	1:51.906	227	59.593	1:42.502	227	57.426	1:39.411	227	55.444	1:38.800	234	3 LAPS	1:52.082
286	2 LAPS	1:51.261	224	1:00.655	1:43.031	224	58.937	1:39.860	224	58.154	1:39.999	227	53.752	1:39.335
211	5 LAPS	1:50.539	211	5 LAPS	1:49.902	315	3 LAPS	1:52.359	237	1:15.926	1:42.580	224	57.101	1:39.974
227	1:01.701	1:43.727	286	2 LAPS	1:51.230	237	1:14.128	1:46.682	315	3 LAPS	1:53.447	237	1:17.580	1:42.681
224	1:02.234	1:39.424	310	1 LAP	1:47.251	211	5 LAPS	1:50.061	232	1:21.294	1:43.046	232	1:23.946	1:43.679
310	1 LAP	1:46.706	237	1:09.024	1:43.587	310	1 LAP	1:50.144	211	5 LAPS	1:48.479	315	3 LAPS	1:53.070
232	1:09.510	1:42.679	232	1:15.263	1:50.363	286	2 LAPS	1:51.718	310	1 LAP	1:47.585	286	2 LAPS	1:51.726
237	1:10.047	1:41.374	288	4 LAPS	1:43.119	232	1:19.030	1:45.345	286	2 LAPS	1:49.292	238	1:37.773	1:42.906
288	4 LAPS	1:42.846	238	1:29.816	1:45.264	238	1:32.736	1:44.498	238	1:35.894	1:43.940	323	1:40.860	1:43.557
238	1:29.162	1:44.486	303	1:32.457	1:44.017	303	1:35.169	1:44.290	323	1:38.330	1:43.686	303	1:42.034	1:43.197
303	1:33.050	1:44.045	323	1:32.657	1:43.746	323	1:35.426	1:44.347	303	1:39.864	1:45.477	376	1:45.466	1:43.906
323	1:33.521	1:45.154	376	1:39.002	1:42.275	376	1:40.233	1:42.809						
376	1:41.337	1:43.702												
309	1:43.582	1:46.696												

Car No 234 & 232 need working transponders for tomorrow please.  
 Weather : Sunny / Dry

Brands Hatch  
 Circuit Length = 2.6228 miles.  
 Start: 14:39 End: 15:25

# Dutch Supercar Session 1

## LAP CHART FOR RACE 2

(contd.)


Lap 26			Lap 27			Lap 28			Lap 29			Lap 30		
No	Behind	Laptime	No	Behind	Laptime	No	Behind	Laptime	No	Behind	Laptime	No	Behind	Laptime
287		1:42.809												
228	0.440	1:43.441												
217	0.927	1:48.953												
309	1 LAP	1:45.167												
301	1 LAP	1:43.219												
214	18.569	1:42.102												
209	3 LAPS	1:44.691												
307	2 LAPS	1:47.430												
306	3 LAPS	1:48.899												
211	6 LAPS	2:50.123P												
227	46.773	1:41.047												
224	49.891	1:40.816												
234	3 LAPS	1:48.859												
237	1:14.923	1:45.369												
310	2 LAPS	3:26.357P												
232	1:23.719	1:47.799												
315	3 LAPS	1:52.175												
238	1:33.463	1:43.716												
323	1:40.091	1:47.257												
286	2 LAPS	1:51.495												
303	1:40.322	1:46.314												

Car No 234 & 232 need working transponders for tomorrow please.  
Weather : Sunny / Dry

Brands Hatch  
Circuit Length = 2.6228 miles.  
Start: 14:39 End: 15:25

# Dutch Supercar Session 1

## GRID FOR RACE 7 - AMENDED

ROW 14	332	VOORT	285	BARENBRUG
ROW 13	236	BRUHAT	328	VAN DER KOLK/VAN ELK
ROW 12	211	ANGENENT	288	ELK
ROW 11	221	SCHULZ	321	GOOSHOUWER/MOLLER
ROW 10	234	ADAMS/SUNDERLAND	315	RIJGERSBERG
ROW 9	209	BRASPENNING/SCHOEP	306	KRUYT
ROW 8	310	DE HAAN	286	TIEMEIJER
ROW 7	309	BEEN	307	VAN VALEN
ROW 6	303	KREIJNE	376	JASSEN/VAN OS
ROW 5	238	SCHAWOHL	323	THOMAS
ROW 4	237	ROOS	232	GRICE
ROW 3	227	POCKLINGTON/WILSON	224	VAN DER KOLK/THUIS
ROW 2	228	FRIJNS/WIJNEN	217	BROWN/WHITE
ROW 1	214	GRANT	287	SYMONS/DE CRUZE
<b>POLE</b>				
				

Weather : Sunny / Dry

These results are provisional until the conclusion of any judicial and technical matters.

Brands Hatch  
Circuit Length = 2.6228 miles.

Clerk of Course:

Stewards:

Timekeeper:

# Dutch Supercar Session 1

## PROVISIONAL RESULT - RACE 7 - AMENDED

POS	NO	CL	DRIVER	NAT	CAR	TIME	LAPS	GAP	MPH	BEST
1	227	SS	POCKLINGTON/WILSON		Nissan Primera	46:11.496	26		88.60	1:37.893
2	224	SS	VAN DER KOLK/THUIS		BMW Compact GTR	46:12.192	26	0.696	88.58	1:38.571
3	228	SS	FRIJNS/WIJNEN		Porsche GT3 Cup	46:27.308	26	15.812	88.10	1:38.706
4	287	SS	SYMONS/DE CRUZE		BMW M3	46:32.386	26	20.890	87.94	1:37.947
5	221	SS	Dirk SCHULZ		Porsche GT3 Cup	46:48.426	26	36.930	87.43	1:38.798
6	237	SS	Martin ROOS		RED Lotus Exige	47:00.078	26	48.582	87.07	1:41.166
7	236	SS	Jerome BRUHAT		RED Lotus Exige	47:01.796	26	50.300	87.02	1:41.471
8	214	SS	Scott GRANT		BMW M3	47:26.822	26	1:15.326	86.25	1:41.069
9	323	S	Mark J THOMAS		BMW E36 M3	47:29.354	26	1:17.858	86.18	1:42.579
10	303	S	Kees KREIJNE		Lotus Exige	47:34.052	26	1:22.556	86.04	1:42.618
11	309	S	Nico BEEN		Clio RS 2.0i	47:55.214	26	1:43.718	85.40	1:44.755
12	238	SS	Wilfried SCHAWOHL		RED Lotus Exige	46:15.084	25	1 LAP	85.08	1:42.579
13	209	SS	BRASPENNING/SCHOEP		BMW	46:23.051	25	1 LAP	84.84	1:42.828
14	321	S	GOOSHOUWER/MOLLER		BMW Compact 3.0 E46	46:35.310	25	1 LAP	84.47	1:44.819
15	307	S	Cor VAN VALEN		BMW E46 Coupe	46:58.279	25	1 LAP	83.78	1:43.238
16	332	S	John van der VOORT		Alfa 147 GTA	47:02.839	25	1 LAP	83.64	1:46.033
17	211	SS	Willy ANGENENT		BMW Z3M V8	47:20.365	25	1 LAP	83.13	1:45.968
18	286	SS	Erwin TIEMEIJER		BMW E36 M3	46:20.144	24	2 LAPS	81.53	1:49.450
19	217	SS	BROWN/WHITE		BMW M3 GTR	46:50.290	24	2 LAPS	80.66	1:39.247
20	315	S	Jan RIJGERSBERG		Clio V6 Sport	47:26.932	24	2 LAPS	79.62	1:50.248
21	376	S	JASSEN/VAN OS		BMW 328i Compact	46:15.225	22	4 LAPS	74.87	1:39.252

### NOT CLASSIFIED

232	SS	Don GRICE		BMW E30 DTM	40:07.371	12	D.N.F.	47.09	1:41.643
301	S	Bas BARENBRUG		BMW E36 M3	14:09.689	8	D.N.F.	88.98	1:42.767
306	S	Hank KRUYT		BMW E36 Coupe	7:35.904	4	D.N.F.	82.99	1:52.032
234	S	ADAMS/SUNDERLAND		Nissan Maxima		0	D.N.F.	N/A	

### FASTEST LAP

227	SS	POCKLINGTON/WILSON		Nissan Primera	1:37.893	12	96.45mph	155.22kph	
376	S	JASSEN/VAN OS		BMW 328i Compact	1:39.252	12	95.13mph	153.10kph	

Car No 310 - Excluded from Result - Eligibility Post Race Scrutineering - O.3.5.

Weather : Sunny / Dry

These results are provisional until the conclusion of any judicial and technical matters.

Brands Hatch

Circuit Length = 2.6228 miles.

Start: 12:29 End: 13:15

Clerk of Course:	Stewards:	Timekeeper:
------------------	-----------	-------------

## Dutch Supercar Session 1

### LAP CHART FOR RACE 7

Lap 1			Lap 2			Lap 3			Lap 4			Lap 5		
No	Behind	Laptime	No	Behind	Laptime	No	Behind	Laptime	No	Behind	Laptime	No	Behind	Laptime
227		1:44.729	227		1:39.262	227		1:38.836	227		1:39.093	227		1:38.903
214	0.365	1:45.094	228	1.577	1:40.339	228	1.447	1:38.706	228	1.952	1:39.598	228	3.993	1:40.944
228	0.500	1:45.229	287	2.402	1:40.318	287	3.836	1:40.270	221	4.873	1:39.339	221	4.795	1:38.825
287	1.346	1:46.075	214	3.605	1:42.502	221	4.627	1:39.497	287	6.576	1:41.833	217	2 LAPS	1:48.313
217	1.972	1:46.701	221	3.966	1:39.503	214	6.061	1:41.292	224	8.521	1:40.957	287	8.576	1:40.903
237	2.805	1:47.534	237	5.797	1:42.254	224	6.657	1:39.690	214	9.724	1:42.756	224	9.900	1:40.282
224	3.403	1:48.132	224	5.803	1:41.662	237	9.974	1:43.013	237	12.637	1:41.756	214	11.890	1:41.069
221	3.725	1:48.454	323	11.219	1:45.072	323	17.415	1:45.032	310	22.863	1:42.896	237	15.465	1:41.731
323	5.409	1:50.138	303	12.798	1:45.349	310	19.060	1:43.987	323	23.003	1:44.681	310	24.929	1:40.969
303	6.711	1:51.440	310	13.909	1:44.702	376	19.344	1:43.986	376	23.121	1:42.870	376	26.888	1:42.670
209	7.151	1:51.880	209	14.057	1:46.168	303	19.445	1:45.483	303	24.777	1:44.425	323	28.068	1:43.968
309	8.468	1:53.197	376	14.194	1:44.644	209	20.403	1:45.182	209	25.622	1:44.312	303	29.926	1:44.052
310	8.469	1:53.198	309	16.077	1:46.871	309	22.634	1:45.393	236	28.439	1:44.297	209	30.258	1:43.539
376	8.812	1:53.541	236	18.139	1:46.090	236	23.235	1:43.932	238	29.617	1:44.301	236	33.024	1:43.488
232	10.102	1:54.831	238	18.979	1:45.756	238	24.409	1:44.266	309	29.721	1:46.180	238	33.562	1:42.848
236	11.311	1:56.040	301	23.895	1:48.140	301	28.256	1:43.197	301	32.381	1:43.218	309	36.168	1:45.350
238	12.485	1:57.214	321	25.139	1:48.816	321	32.615	1:46.312	321	40.113	1:46.591	301	36.245	1:42.767
286	13.143	1:57.872	286	26.421	1:52.540	286	37.035	1:49.450	307	45.514	1:47.527	321	47.656	1:46.446
306	13.874	1:58.603	306	27.733	1:53.121	307	37.080	1:47.755	286	48.492	1:50.550	307	52.338	1:45.727
307	14.789	1:59.518	307	28.161	1:52.634	332	40.125	1:49.670	332	49.896	1:48.864	286	1:00.061	1:50.472
301	15.017	1:59.746	332	29.291	1:51.907	306	40.929	1:52.032	211	53.952	1:50.662	332	1:00.462	1:49.469
321	15.585	2:00.314	211	30.888	1:51.766	211	42.383	1:50.331	306	53.984	1:52.148	211	1:06.748	1:51.699
332	16.646	2:01.375	315	38.450	1:54.349	315	53.545	1:53.931	315	1:07.437	1:52.985	315	1:22.362	1:53.828
211	18.384	2:03.113				217	1 LAP	4:52.576P						
315	23.363	2:08.092												

# Dutch Supercar Session 1

## LAP CHART FOR RACE 7

(contd.)

Lap 6			Lap 7			Lap 8			Lap 9			Lap 10		
No	Behind	Laptime	No	Behind	Laptime	No	Behind	Laptime	No	Behind	Laptime	No	Behind	Laptime
227		1:38.757	227		1:39.076	227		1:41.082	227		2:23.923	227		2:23.639
221	4.836	1:38.798	221	5.192	1:39.432	221	4.214	1:40.104	221	1.190	2:20.899	221	0.143	2:22.592
228	6.120	1:40.884	228	6.816	1:39.772	228	5.973	1:40.239	228	2.015	2:19.965	228	0.758	2:22.382
217	2 LAPS	1:39.791	217	2 LAPS	1:39.247	217	2 LAPS	1:39.870	217	2 LAPS	2:19.827	217	2 LAPS	2:22.171
287	10.469	1:40.650	287	12.049	1:40.656	315	1 LAP	1:53.886	315	1 LAP	2:16.269	315	1 LAP	2:23.182
224	12.294	1:41.151	224	13.697	1:40.479	287	12.281	1:41.314	287	3.674	2:15.316	287	3.200	2:23.165
214	14.345	1:41.212	214	16.800	1:41.531	224	12.814	1:40.199	224	5.066	2:16.175	224	3.343	2:21.916
237	18.483	1:41.775	237	21.760	1:42.353	214	18.931	1:43.213	214	5.752	2:10.744	214	3.957	2:21.844
310	27.692	1:41.520	310	30.511	1:41.895	237	23.188	1:42.510	237	6.252	2:06.987	237	4.498	2:21.885
376	31.381	1:43.250	323	38.008	1:44.709	310	31.437	1:42.008	310	7.828	2:00.314	310	5.156	2:20.967
323	32.375	1:43.064	303	40.678	1:45.235	323	40.409	1:43.483	323	8.483	1:51.997	323	5.332	2:20.488
303	34.519	1:43.350	209	40.998	1:43.874	303	43.287	1:43.691	303	9.277	1:49.913	303	7.108	2:21.470
209	36.200	1:44.699	236	41.358	1:42.294	236	43.500	1:43.224	236	9.934	1:50.357	236	8.189	2:21.894
236	38.140	1:43.873	238	42.674	1:42.579	209	44.261	1:44.345	209	13.128	1:52.790	209	9.041	2:19.552
238	39.171	1:44.366	301	46.050	1:44.632	238	47.525	1:45.933	238	13.643	1:50.041	238	9.567	2:19.563
301	40.494	1:43.006	309	49.531	1:45.618	301	49.951	1:44.983	309	48.321	2:18.393	309	13.272	1:48.590
309	42.989	1:45.578	321	1:03.088	1:47.171	309	53.851	1:45.402	286	1:07.309	1:55.904	376	3 LAPS	8:11.506
321	54.993	1:46.094	307	1:04.842	1:45.217	321	1:06.825	1:44.819	332	1:07.556	1:55.902	286	37.365	1:53.695
307	58.701	1:45.120	332	1:24.371	1:51.252	307	1:07.784	1:44.024	321	1:10.179	2:27.277P	332	37.673	1:53.756
286	1:12.078	1:50.774	286	1:24.597	1:51.595	286	1:35.328	1:51.813	211	1:10.162	1:55.017	211	39.764	1:53.241
332	1:12.195	1:50.490	232	5 LAPS	1:09.443P	332	1:35.577	1:52.288	307	1:11.512	2:27.651P	321	40.858	1:54.318
211	1:18.416	1:50.425	211	1:30.104	1:50.764	211	1:39.068	1:50.046				307	42.021	1:54.148
315	1:37.292	1:53.687												

Weather : Sunny / Dry

msttimina.com

Page 2 of 6

Brands Hatch  
 Circuit Length = 2.6228 miles.  
 Start: 12:29 End: 13:15  
 Printed - 13:19 Sunday, 18 June 2006

# Dutch Supercar Session 1

## LAP CHART FOR RACE 7

(contd.)

Lap 11			Lap 12			Lap 13			Lap 14			Lap 15		
No	Behind	Laptime	No	Behind	Laptime	No	Behind	Laptime	No	Behind	Laptime	No	Behind	Laptime
221		1:39.855	227		1:37.893	227		1:38.881	227		1:39.529	227		3:02.134P
227	0.419	1:40.417	221	1.306	1:39.618	221	3.146	1:40.721	221	4.757	1:41.140	221	1.138	2:58.515P
217	2 LAPS	1:41.443	217	2 LAPS	1:39.507	217	2 LAPS	1:40.056	224	8.914	1:39.993	224	3.410	2:56.630P
228	4.086	1:43.326	228	5.872	1:40.098	224	8.450	1:39.636	214	1 LAP	3:18.369P	286	1 LAP	1:49.922
287	4.733	1:41.531	224	7.695	1:40.964	287	11.268	1:40.840	287	12.798	1:41.059	228	11.580	1:40.501
224	5.043	1:41.698	287	9.309	1:42.888	323	18.595	1:43.338	323	22.380	1:43.314	237	18.304	1:41.751
214	5.967	1:42.008	237	10.463	1:41.847	303	21.586	1:43.238	303	25.433	1:43.376	217	2 LAPS	1:50.997
237	6.928	1:42.428	214	10.925	1:43.270	209	22.123	1:42.828	321	1 LAP	1:45.256	232	10 LAPS	1:42.585
310	9.432	1:44.274	323	14.138	1:42.579	238	24.228	1:43.309	332	1 LAP	3:06.581P	287	23.993	3:13.329P
323	9.871	1:44.537	310	14.746	1:43.626	321	1 LAP	1:49.002	211	1 LAP	1:50.077	236	24.974	1:42.233
236	10.579	1:42.388	321	1 LAP	2:53.353P	309	31.766	1:45.011	315	1 LAP	1:52.837	310	27.543	1:42.550
303	12.215	1:45.105	236	15.441	1:43.174	315	1 LAP	1:52.445	307	1 LAP	1:45.343	209	35.819	1:55.479
209	13.218	1:44.175	303	17.229	1:43.326	211	1 LAP	1:55.423	286	1 LAP	1:57.760	323	37.261	3:17.015P
238	14.118	1:44.549	209	18.176	1:43.270	307	1 LAP	1:52.991	376	4 LAPS	1:48.129	303	41.732	3:18.433P
315	1 LAP	1:53.852	238	19.800	1:43.994	286	1 LAP	3:26.769P	217	2 LAPS	3:05.812P	238	42.730	1:55.831
309	18.436	1:45.162	309	25.636	1:45.512	376	4 LAPS	3:47.385P	228	1:33.213	1:45.911	214	45.722	1:46.644
376	3 LAPS	1:47.330	211	1 LAP	3:08.565P	228	1:26.831	2:59.840P	237	1:38.687	1:47.247	309	47.057	1:51.888
332	44.174	1:46.499	315	1 LAP	1:52.156	237	1:30.969	2:59.387P	232	10 LAPS	1:47.475	321	1:02.296	1:46.204
286	48.764	1:51.397	307	1 LAP	3:19.516P	232	10 LAPS	1:32.747P	209	1:42.474	2:59.880P	332	1:21.525	1:49.365
			332	52.993	1:47.131	236	1:38.195	3:01.635P	236	1:44.875	1:46.209	211	1:32.759	1:48.446
						310	1:39.172	3:03.307P	310	1:47.127	1:47.484	307	1:33.133	1:45.778
									238	1:49.033	3:04.334P	376	3 LAPS	1:39.252
									309	1:57.303	3:05.066P			
									214	2:01.212	1:50.328			
									321	2:18.226	1:46.477			
									332	2:34.294	1:53.130			
									211	2:46.447	1:49.338			
									315	2:48.655	1:51.176			
									307	2:49.489	1:46.338			
									376	3 LAPS	1:39.628			

Weather : Sunny / Dry

msttimina.com

Page 3 of 6

Brands Hatch

Circuit Length = 2.6228 miles.

Start: 12:29 End: 13:15

Printed - 13:19 Sunday, 18 June 2006

# Dutch Supercar Session 1

## LAP CHART FOR RACE 7

(contd.)

Lap 16			Lap 17			Lap 18			Lap 19			Lap 20		
No	Behind	Laptime	No	Behind	Laptime	No	Behind	Laptime	No	Behind	Laptime	No	Behind	Laptime
221		1:45.657	221		1:40.234	221		1:40.768	221		1:39.964	221		1:40.947
227	0.680	1:47.475	227	1.040	1:40.594	227	0.543	1:40.271	224	0.974	1:39.963	224	1.081	1:41.054
224	1.258	1:44.643	224	1.345	1:40.321	224	0.975	1:40.398	227	1.746	1:41.167	227	1.570	1:40.771
228	5.846	1:41.061	228	6.037	1:40.425	211	1 LAP	1:49.688	307	1 LAP	1:48.272	332	1 LAP	1:48.095
286	1 LAP	1:52.754	217	2 LAPS	1:40.707	228	5.554	1:40.285	228	5.540	1:39.950	228	5.366	1:40.773
217	2 LAPS	1:41.743	232	10 LAPS	1:43.456	217	2 LAPS	1:40.403	211	1 LAP	1:48.395	315	2 LAPS	1:53.434
232	10 LAPS	1:41.643	286	1 LAP	1:50.127	287	21.175	1:39.151	217	2 LAPS	1:40.575	307	1 LAP	1:45.462
236	21.550	1:43.371	287	22.792	1:40.203	232	10 LAPS	1:43.419	287	19.516	1:38.305	217	2 LAPS	1:41.165
237	22.453	1:50.944	236	24.598	1:43.282	236	27.172	1:43.342	232	10 LAPS	1:42.181	287	18.010	1:39.441
287	22.823	1:45.625	237	24.758	1:42.539	237	27.581	1:43.591	236	29.541	1:42.333	211	1 LAP	1:49.002
310	22.839	1:42.091	310	25.321	1:42.716	310	28.110	1:43.557	237	29.801	1:42.184	232	10 LAPS	1:43.267
209	37.924	1:48.900	323	42.602	1:43.627	286	1 LAP	1:51.568	310	30.693	1:42.547	237	30.020	1:41.166
323	39.209	1:48.743	214	45.977	1:43.684	323	45.475	1:43.641	286	1 LAP	1:50.315	236	31.188	1:42.594
238	41.764	1:45.829	209	46.090	1:48.400	214	47.332	1:42.123	323	48.927	1:43.416	310	35.229	1:45.483
214	42.527	1:43.600	303	47.116	1:43.252	303	49.186	1:42.838	214	49.272	1:41.904	286	1 LAP	1:50.817
303	44.098	1:49.161	238	48.675	1:47.145	238	54.013	1:46.106	303	52.465	1:43.243	323	53.270	1:45.290
309	45.745	1:45.483	309	50.266	1:44.755	209	54.601	1:49.279	238	59.551	1:45.502	214	53.709	1:45.384
321	1:03.413	1:47.912	321	1:09.668	1:46.489	309	55.219	1:45.721	309	1:02.026	1:46.771	303	54.631	1:43.113
315	1 LAP	3:04.789P	315	1 LAP	1:58.090	321	1:15.166	1:46.266	209	1:02.679	1:48.042	238	1:04.111	1:45.507
332	1:22.861	1:48.131	332	1:29.250	1:46.623	376	3 LAPS	1:40.751	321	1:21.341	1:46.139	309	1:06.371	1:45.292
376	3 LAPS	1:40.590	376	3 LAPS	1:40.017	315	1 LAP	1:51.318	376	3 LAPS	1:40.492	209	1:08.640	1:46.908
307	1:32.027	1:45.689	307	1:36.966	1:45.173	332	1:34.515	1:46.033				321	1:25.726	1:45.332
211	1:34.852	1:48.888										376	3 LAPS	1:40.208

Weather : Sunny / Dry

msttimina.com

Page 4 of 6

Brands Hatch

Circuit Length = 2.6228 miles.

Start: 12:29 End: 13:15

Printed - 13:19 Sunday, 18 June 2006

# Dutch Supercar Session 1

## LAP CHART FOR RACE 7

(contd.)

Lap 21			Lap 22			Lap 23			Lap 24			Lap 25		
No	Behind	Laptime	No	Behind	Laptime	No	Behind	Laptime	No	Behind	Laptime	No	Behind	Laptime
221		1:40.562	224		1:40.351	224		1:38.835	227		1:38.133	227		1:38.653
224	0.271	1:39.752	227	0.369	1:40.197	227	0.372	1:38.838	224	0.831	1:39.336	224	0.749	1:38.571
227	0.794	1:39.786	228	7.020	1:41.298	228	8.883	1:40.698	321	1 LAP	1:46.042	376	4 LAPS	1:43.523
228	6.344	1:41.540	221	16.605	1:57.227	287	22.212	1:43.107	228	11.716	1:41.338	209	1 LAP	1:49.373
332	1 LAP	1:47.387	332	1 LAP	1:48.766	221	23.486	1:45.716	287	22.195	1:38.488	228	14.411	1:41.348
307	1 LAP	1:44.141	307	1 LAP	1:45.771	307	1 LAP	1:46.066	221	26.588	1:41.607	321	1 LAP	1:48.649
315	2 LAPS	1:50.697	287	17.940	1:41.871	332	1 LAP	1:48.605	307	1 LAP	1:43.238	287	21.489	1:37.947
287	16.691	1:39.243	217	2 LAPS	1:43.568	217	2 LAPS	1:45.551	217	2 LAPS	1:43.521	221	30.630	1:42.695
217	2 LAPS	1:41.836	315	2 LAPS	1:51.716	237	37.837	1:43.407	332	1 LAP	1:46.562	307	1 LAP	1:45.571
211	1 LAP	1:46.668	232	10 LAPS	1:43.929	236	38.792	1:42.497	237	41.558	1:42.226	217	2 LAPS	1:43.499
232	10 LAPS	1:42.395	237	33.265	1:43.084	315	2 LAPS	1:53.117	236	41.758	1:41.471	332	1 LAP	1:47.018
237	30.803	1:41.345	236	35.130	1:42.988	211	1 LAP	1:47.707	315	2 LAPS	1:50.248	237	45.631	1:42.726
236	32.764	1:42.138	211	1 LAP	1:50.892	310	47.690	1:45.477	211	1 LAP	1:46.007	236	46.132	1:43.027
310	38.119	1:43.452	310	41.048	1:43.551	323	1:04.874	1:43.550	310	55.478	1:46.293	211	1 LAP	1:45.968
323	56.356	1:43.648	323	1:00.159	1:44.425	214	1:05.358	1:43.417	323	1:09.178	1:42.809	310	1:01.978	1:45.153
214	56.802	1:43.655	214	1:00.776	1:44.596	303	1:06.307	1:42.912	214	1:09.432	1:42.579	315	2 LAPS	1:50.423
303	58.034	1:43.965	303	1:02.230	1:44.818	286	1 LAP	1:50.626	303	1:10.420	1:42.618	214	1:12.776	1:41.997
286	1 LAP	1:50.903	286	1 LAP	1:50.417	309	1:23.395	1:45.253	309	1:30.351	1:45.461	323	1:13.786	1:43.261
238	1:10.971	1:47.422	309	1:16.977	1:46.247	238	1:26.172	1:46.710	238	1:33.678	1:46.011	303	1:14.658	1:42.891
309	1:11.352	1:45.543	238	1:18.297	1:47.948	209	1:31.577	1:47.586	286	1 LAP	1:51.124	309	1:37.525	1:45.827
209	1:15.499	1:47.421	209	1:22.826	1:47.949	376	3 LAPS	1:42.167						
321	1:30.602	1:45.438	376	3 LAPS	1:42.309									
376	3 LAPS	1:40.306	321	1:35.842	1:45.862									

Weather : Sunny / Dry

msttimina.com

Page 5 of 6

Brands Hatch  
Circuit Length = 2.6228 miles.  
Start: 12:29 End: 13:15

Printed - 13:19 Sunday, 18 June 2006

# Dutch Supercar Session 1

## LAP CHART FOR RACE 7

(contd.)

Lap 26			Lap 27			Lap 28			Lap 29			Lap 30		
No	Behind	Laptime	No	Behind	Laptime	No	Behind	Laptime	No	Behind	Laptime	No	Behind	Laptime
227		1:39.457												
224	0.696	1:39.404												
238	1 LAP	1:48.020												
376	4 LAPS	1:40.671												
286	2 LAPS	1:50.980												
209	1 LAP	1:47.220												
228	15.812	1:40.858												
287	20.890	1:38.858												
321	1 LAP	1:48.731												
221	36.930	1:45.757												
217	2 LAPS	1:41.411												
307	1 LAP	1:49.609												
237	48.582	1:42.408												
236	50.300	1:43.625												
332	1 LAP	1:47.940												
310	1:07.824	1:45.303												
211	1 LAP	1:48.237												
214	1:15.326	1:42.007												
315	2 LAPS	1:50.425												
323	1:17.858	1:43.529												
303	1:22.556	1:47.355												
309	1:43.718	1:45.650												

## Dutch Supercar Challenge Session 2

### QUALIFYING FOR RACE 5

POS	NO	CL	DRIVER	NAT	CAR	TIME	LAPS	GAP	MPH
1	115	GT	VAN DER MEIJDEN/EUSE		Marcos Mantis	1:30.701	14		104.10
2	111	GT	Hans AMBAUM		Viper SRT10	1:32.167	4	1.466	102.44
3	118	GT	Peter COOK		Porsche GT3 RS	1:33.078	13	2.377	101.44
4	107	GT	Meindert VAN BUUREN		Passat V8 Star	1:33.079	14	2.378	101.44
5	108	GT	DE GRAAFF/RIBBENS		Passat V8 Star	1:33.560	15	2.859	100.92
6	114	GT	HIRST/WOOD		DTM Opel Astra	1:33.948	5	3.247	100.50
7	207	SS	McWHIRTER/EAGLING		Ferrari 360	1:34.141	15	3.440	100.29
8	231	SS	PEARSON/PALMER Jnr		Nissan Supertourer	1:34.157	17	3.456	100.28
9	235	SS	Richard VAN DEN BERG		BMW WTCC M3	1:34.790	12	4.089	99.61
10	117	GT	BRINKMANN/GRIMM		DTM Audi TT	1:34.956	4	4.255	99.43
11	104	GT	Jan STORM		Porsche GT3RS	1:35.922	15	5.221	98.43
12	202	SS	Pieter VAN SOELEN		BMW E46 V8 GTR	1:36.441	8	5.740	97.90
13	222	SS	NoI KOHLER		Marcos Mantis	1:36.519	5	5.818	97.82
14	221	SS	Dick SCHULZ		Porsche GT3 Cup	1:38.549	15	7.848	95.81
15	201	SS	Richard VAN DEN BOS		BMW E46 V8 GTR	1:38.666	12	7.965	95.69
16	220	SS	Marcel NORBART		Porsche 996GT3 Cup	1:39.130	16	8.429	95.24
17	225	SS	Arthur JANSSEN		Marcos Mantis	1:39.587	15	8.886	94.81
18	224	SS	VAN DER KOLK/THUIS		BMW Compact GTR	1:39.697	8	8.996	94.70
19	228	SS	FRIJNS/WIJNEN		Porsche GT3 Cup	1:39.866	16	9.165	94.54
20	238	SS	Wilfried SCHAWOHL		RED Lotus Exige	1:41.385	10	10.684	93.13
21	237	SS	Martin ROOS		RED Lotus Exige	1:43.004	11	12.303	91.66
22	236	SS	Jerome BRUHAT		RED Lotus Exige	1:44.358	11	13.657	90.47

Weather : Sunny / Dry

These results are provisional until the conclusion of any judicial and technical matters.

Brands Hatch

Circuit Length = 2.6228 miles.

Start: 11:47 End: 12:17

Clerk of Course:	Stewards:	Timekeeper:
------------------	-----------	-------------

## Dutch Supercar Challenge Session 2

### LAP ANALYSIS - QUALIFYING RACE 5

<b>104</b>	<b>Jan STORM</b>	Porsche GT3RS
1 - 2:42.100	6 - 1:39.698	11 - 1:40.543
2 - 1:47.087	7 - 1:38.292	12 - <b>1:35.922</b>
3 - 1:39.446	8 - 4:53.741P	13 - 1:37.960
4 - 1:37.820	9 - 2:07.558	14 - 1:37.144
5 - 1:37.593	10 - 1:56.536	15 - 1:37.489
<b>107</b>	<b>Meindert VAN BUUREN</b>	Passat V8 Star
1 - 2:31.724	6 - 1:33.817	11 - 1:47.790
2 - 1:49.745	7 - 1:33.610	12 - 1:35.058
3 - 1:35.062	8 - 4:14.403P	13 - 1:33.469
4 - 1:34.107	9 - 1:43.408	14 - 1:33.456
5 - 1:33.962	10 - <b>1:33.079</b>	
<b>108</b>	<b>DE GRAAFF/RIBBENS</b>	Passat V8 Star
1 - 3:09.352	6 - 1:34.850	11 - 1:36.009
2 - 4:13.817P	7 - <b>1:33.560</b>	12 - 1:35.047
3 - 1:45.251	8 - 3:19.396P	13 - 1:34.607
4 - 1:36.624	9 - 1:53.979	14 - 1:36.004
5 - 1:35.189	10 - 1:37.276	15 - 1:35.430
<b>111</b>	<b>Hans AMBAUM</b>	Viper SRT10
1 - 2:56.325		
2 - 1:48.539		
3 - 1:33.582		
4 - <b>1:32.167</b>		
<b>114</b>	<b>HIRST/WOOD</b>	DTM Opel Astra
1 - 2:18.047		
2 - 1:40.298		
3 - 1:34.070		
4 - <b>1:33.948</b>		
5 - 6:59.542P		
<b>115</b>	<b>VAN DER MEIJDEN/EUSE</b>	Marcos Mantis
1 - 2:41.348	6 - 1:35.689	11 - 1:42.874
2 - 1:52.381	7 - 3:49.094P	12 - <b>1:30.701</b>
3 - 1:49.869	8 - 1:48.892	13 - 1:37.732
4 - 1:42.997	9 - 1:41.969	14 - 1:31.317
5 - 1:38.064	10 - 1:32.139	
<b>117</b>	<b>BRINKMANN/GRIMM</b>	DTM Audi TT
1 - 2:54.913		
2 - 1:40.725		
3 - <b>1:34.956</b>		
4 - 7:40.732P		

## Dutch Supercar Challenge Session 2 LAP ANALYSIS - QUALIFYING RACE 5

(contd.)

<b>118</b>	<b>Peter COOK</b>	Porsche GT3 RS	
1 - 5:13.222	6 - 1:33.186	11 - 1:33.736	
2 - 1:35.929	7 - 1:33.179	12 - <b>1:33.078</b>	
3 - 1:34.331	8 - 7:37.815P	13 - 1:33.456	
4 - 1:34.580	9 - 1:44.361		
5 - 1:34.007	10 - 1:34.528		
<b>201</b>	<b>Richard VAN DEN BOS</b>	BMW E46 V8 GTR	
1 - 2:23.575	6 - 1:56.389	11 - 1:48.589	
2 - 1:41.242	7 - 1:41.142	12 - 1:51.409	
3 - 1:38.680	8 - 1:49.420		
4 - <b>1:38.666</b>	9 - 1:42.478		
5 - 8:32.182P	10 - 1:39.656		
<b>202</b>	<b>Pieter VAN SOELEN</b>	BMW E46 V8 GTR	
1 - 2:28.552	6 - 6:22.468P		
2 - 1:48.848	7 - 1:48.104		
3 - 1:37.473	8 - <b>1:36.441</b>		
4 - 1:42.208			
5 - 1:36.963			
<b>207</b>	<b>McWHIRTER/EAGLING</b>	Ferrari 360	
1 - 2:22.965	6 - 5:08.127P	11 - 1:34.575	
2 - 1:40.936	7 - 1:47.681	12 - 2:50.433P	
3 - 1:38.343	8 - 1:35.687	13 - 1:41.063	
4 - 1:39.343	9 - 1:34.268	14 - 1:34.984	
5 - 1:38.229	10 - 1:34.896	15 - <b>1:34.141</b>	
<b>220</b>	<b>Marcel NORBART</b>	Porsche 996GT3 Cup	
1 - 3:10.638	6 - 1:40.137	11 - 1:40.118	16 - 1:41.706
2 - 1:57.604P	7 - 3:05.444P	12 - 1:40.086	
3 - 1:44.201	8 - 1:46.158	13 - 1:42.793	
4 - 1:39.635	9 - 1:39.930	14 - <b>1:39.130</b>	
5 - 1:39.681	10 - 1:40.932	15 - 1:40.032	
<b>221</b>	<b>Dick SCHULZ</b>	Porsche GT3 Cup	
1 - 2:36.040	6 - 3:12.569P	11 - 2:11.996	
2 - 1:45.531	7 - 1:45.796	12 - 1:54.298	
3 - 1:41.907	8 - 1:39.984	13 - 1:39.769	
4 - 1:39.278	9 - 1:51.341	14 - <b>1:38.549</b>	
5 - 1:40.457	10 - 1:39.642	15 - 2:15.300	
<b>222</b>	<b>Nol KOHLER</b>	Marcos Mantis	
1 - 2:43.517			
2 - 1:48.924			
3 - <b>1:36.519</b>			
4 - X:00.000P			
5 - 1:52.809			

Weather : Sunny / Dry

## Dutch Supercar Challenge Session 2 LAP ANALYSIS - QUALIFYING RACE 5

(contd.)

<b>224</b>	<b>VAN DER KOLK/THUIS</b>	BMW Compact GTR	
1 - 2:16.962	6 - 1:44.546		
2 - 1:40.797	7 - <b>1:39.697</b>		
3 - 1:40.575	8 - 1:39.794		
4 - 3:42.917P			
5 - 2:13.672			
<b>225</b>	<b>Arthur JANSSEN</b>	Marcos Mantis	
1 - 2:24.688	6 - 1:41.047	11 - 1:40.929	
2 - 1:45.637	7 - 1:40.614	12 - 1:39.790	
3 - 1:43.413	8 - 4:15.906P	13 - 1:40.133	
4 - 1:45.323	9 - 1:51.837	14 - 1:40.617	
5 - 1:41.243	10 - 1:40.763	15 - <b>1:39.587</b>	
<b>228</b>	<b>FRIJNS/WIJNEN</b>	Porsche GT3 Cup	
1 - 2:42.014	6 - 1:41.362	11 - 1:48.777	16 - 1:41.390
2 - 1:57.606	7 - 1:46.071	12 - 1:40.247	
3 - 1:41.591	8 - 3:23.941P	13 - 1:40.705	
4 - 1:40.183	9 - 1:58.288	14 - 1:40.028	
5 - <b>1:39.866</b>	10 - 1:41.359	15 - 1:46.678	
<b>231</b>	<b>PEARSON/PALMER Jnr</b>	Nissan Supertourer	
1 - 1:51.282	6 - 1:35.170	11 - 1:46.797	16 - 1:38.627
2 - 1:35.856	7 - 1:35.192	12 - 1:37.028	17 - 1:39.225
3 - 1:35.812	8 - 1:47.766	13 - 1:38.554	
4 - 1:35.285	9 - <b>1:34.157</b>	14 - 1:35.600	
5 - 1:35.267	10 - 3:30.761P	15 - 1:41.823	
<b>235</b>	<b>Richard VAN DEN BERG</b>	BMW WTCC M3	
1 - 1:55.281	6 - 1:50.251	11 - 1:55.029	
2 - 1:36.424	7 - 1:36.061	12 - 1:35.660	
3 - 1:36.149	8 - <b>1:34.790</b>		
4 - 1:35.449	9 - 1:35.499		
5 - 4:43.488P	10 - 6:26.595P		
<b>236</b>	<b>Jerome BRUHAT</b>	RED Lotus Exige	
1 - 2:59.951	6 - <b>1:44.358</b>	11 - 1:57.496	
2 - 1:50.618	7 - 1:46.425		
3 - 1:45.330	8 - 1:46.001		
4 - 1:46.575	9 - 3:08.858P		
5 - 1:44.638	10 - 4:27.888P		
<b>237</b>	<b>Martin ROOS</b>	RED Lotus Exige	
1 - 2:59.433	6 - 1:43.493	11 - 1:43.290	
2 - 1:49.774	7 - 3:44.805P		
3 - 1:45.752	8 - 1:52.829		
4 - 1:46.110	9 - 1:43.553		
5 - 1:44.795	10 - <b>1:43.004</b>		

Weather : Sunny / Dry


## Dutch Supercar Challenge Session 2 LAP ANALYSIS - QUALIFYING RACE 5

(contd.)

<b>238</b>	<b>Wilfried SCHAWOHL</b>	RED Lotus Exige
1 - 2:37.207	6 - 1:53.534	
2 - 1:45.893	7 - 1:43.968	
3 - 1:42.987	8 - 1:44.424	
4 - 1:43.616	9 - 1:43.946	
5 - 1:42.805	10 - <b>1:41.385</b>	

# Dutch Supercar Challenge Session 2

## GRID FOR RACE 5

ROW 11	237 ROOS	236 BRUHAT
ROW 10	228 FRIJNS/WIJNEN	238 SCHAWOHL
ROW 9	225 JANSSEN	224 VAN DER KOLK/THUIS
ROW 8	201 VAN DEN BOS	220 NORBART
ROW 7	222 KOHLER	221 SCHULZ
ROW 6	104 STORM	202 VAN SOELEN
ROW 5	235 VAN DEN BERG	117 BRINKMANN/GRIMM
ROW 4	207 McWHIRTER/EAGLING	231 PEARSON/PALMER
ROW 3	108 DE GRAAFF/RIBBENS	114 HIRST/WOOD
ROW 2	118 COOK	107 VAN BUUREN
ROW 1	115 VAN DER MEIJDEN/EUSE	111 AMBAUM
<b>POLE</b>		
		

Weather : Sunny / Dry

These results are provisional until the conclusion of any judicial and technical matters.

Brands Hatch

Circuit Length = 2.6228 miles.

Start: 11:47 End: 12:17

Clerk of Course:

Stewards:

Timekeeper:

## Dutch Supercar Challenge Session 2

### PROVISIONAL RESULT - RACE 5

POS	NO	CL	DRIVER	NAT	CAR	TIME	LAPS	GAP	MPH	BEST
1	115	GT	VAN DER MEIJDEN/EUSE		Marcos Mantis	33:56.514	21		97.39	1:30.478
2	107	GT	Meindert VAN BUUREN		Passat V8 Star	34:38.586	21	42.072	95.42	1:33.194
3	114	GT	HIRST/WOOD		DTM Opel Astra	34:43.306	21	46.792	95.21	1:32.448
4	111	GT	Hans AMBAUM		Viper SRT10	34:45.689	21	49.175	95.10	1:31.868
5	118	GT	Peter COOK		Porsche GT3 Rs	34:47.178	21	50.664	95.03	1:33.050
6	104	GT	Jan STORM		Porsche GT3RS	35:17.156	21	1:20.642	93.68	1:35.566
7	207	SS	McWHIRTER/EAGLING		Ferrari 360	35:29.032	21	1:32.518	93.16	1:34.090
8	235	SS	Richard VAN DEN BERG		BMW WTCC M3	34:01.053	20	1 LAP	92.55	1:35.777
9	220	SS	Marcel NORBART		Porsche 996GT3 Cup	34:18.906	20	1 LAP	91.75	1:37.240
10	222	SS	Noi KOHLER		Marcos Mantis	34:38.360	20	1 LAP	90.89	1:37.174
11	221	SS	Dick SCHULZ		Porsche GT3 Cup	35:02.933	20	1 LAP	89.83	1:39.511
12	224	SS	VAN DER KOLK/THUIS		BMW Compact GTR	35:03.623	20	1 LAP	89.80	1:38.676
13	228	SS	FRIJNS/WIJNEN		Porsche GT3 Cup	35:27.598	19	2 LAPS	84.35	1:40.868
14	225	SS	Arthur JANSSEN		Marcos Mantis	35:34.116	19	2 LAPS	84.09	1:41.788
NOT CLASSIFIED										
	201	SS	Richard VAN DEN BOS		BMW E46 V8 GTR	16:46.394	10	D.N.F.	93.88	1:38.848
	231	SS	PEARSON/PALMER Jnr		Nissan Supertourer	9:37.371	6	D.N.F.	98.24	1:33.999
	202	SS	Pieter VAN SOELEN		BMW E46 V8 GTR	23:41.192	3	D.N.F.	19.97	1:40.793
	108	GT	DE GRAAFF/RIBBENS		Passat V8 Star	1:41.178	1	D.N.F.	93.99	1:41.178
FASTEST LAP										
	115	GT	VAN DER MEIJDEN/EUSE		Marcos Mantis	1:30.478	6	104.35mph		167.94kph
	231	SS	PEARSON/PALMER Jnr		Nissan Supertourer	1:33.999	5	100.44mph		161.65kph

Car No 118 - 30 second penalty - Short Pit Stop

Weather : Sunny / Dry

These results are provisional until the conclusion of any judicial and technical matters.

Brands Hatch

Circuit Length = 2.6228 miles.

Start: 17:48 End: 18:25

Clerk of Course:	Stewards:	Timekeeper:
------------------	-----------	-------------

## Dutch Supercar Challenge Session 2

### LAP CHART FOR RACE 5

Lap 1			Lap 2			Lap 3			Lap 4			Lap 5		
No	Behind	Laptime	No	Behind	Laptime	No	Behind	Laptime	No	Behind	Laptime	No	Behind	Laptime
115		1:34.990	115		1:32.207	115		1:31.337	115		1:31.333	115		1:31.104
111	1.407	1:36.397	111	2.617	1:33.417	111	4.161	1:32.881	111	5.715	1:32.887	111	6.943	1:32.332
107	1.924	1:36.914	114	9.194	1:35.816	114	12.327	1:34.470	114	15.019	1:34.025	114	17.926	1:34.011
114	5.585	1:40.575	118	9.956	1:36.569	118	12.657	1:34.038	118	15.212	1:33.888	118	18.545	1:34.437
118	5.594	1:40.584	207	10.418	1:36.629	207	13.953	1:34.872	207	17.569	1:34.949	207	20.600	1:34.135
207	5.996	1:40.986	231	11.887	1:37.110	231	15.768	1:35.218	231	18.655	1:34.220	231	21.550	1:33.999
108	6.188	1:41.178	235	12.893	1:37.520	235	17.394	1:35.838	235	21.925	1:35.864	235	26.755	1:35.934
231	6.984	1:41.974	104	14.261	1:38.322	104	19.709	1:36.785	104	25.925	1:37.549	104	31.656	1:36.835
235	7.580	1:42.570	222	18.921	1:40.639	107	26.540	1:37.463	107	29.852	1:34.645	107	33.038	1:34.290
104	8.146	1:43.136	221	19.875	1:40.209	222	26.543	1:38.959	222	34.963	1:39.753	222	43.145	1:39.286
222	10.489	1:45.479	202	19.924	1:40.793	220	28.374	1:39.674	220	35.477	1:38.436	220	43.422	1:39.049
202	11.338	1:46.328	220	20.037	1:39.829	221	30.020	1:41.482	221	38.723	1:40.036	221	47.326	1:39.707
221	11.873	1:46.863	107	20.414	1:50.697	201	31.656	1:40.497	201	39.194	1:38.871	201	47.521	1:39.431
220	12.415	1:47.405	201	22.496	1:41.101	224	33.156	1:40.097	224	40.923	1:39.100	224	48.501	1:38.682
201	13.602	1:48.592	224	24.396	1:41.674	228	36.647	1:41.391	228	46.370	1:41.056	228	56.509	1:41.243
225	14.626	1:49.616	225	26.579	1:44.160	225	39.135	1:43.893	225	50.465	1:42.663	225	1:01.631	1:42.270
224	14.929	1:49.919	228	26.593	1:42.956									
228	15.844	1:50.834												

Car No 118 - 30 second penalty - Short Pit Stop  
Weather : Sunny / Dry

Brands Hatch  
Circuit Length = 2.6228 miles.  
Start: 17:48 End: 18:25

## Dutch Supercar Challenge Session 2

### LAP CHART FOR RACE 5

(contd.)

Lap 6			Lap 7			Lap 8			Lap 9			Lap 10		
No	Behind	Laptime	No	Behind	Laptime	No	Behind	Laptime	No	Behind	Laptime	No	Behind	Laptime
115		1:30.478	115		1:31.679	115		1:31.936	115		1:32.484	115		1:32.630
111	8.864	1:32.399	111	9.053	1:31.868	111	9.091	1:31.974	225	1 LAP	1:42.940	228	1 LAP	1:43.111
114	20.603	1:33.155	114	22.373	1:33.449	114	23.355	1:32.918	111	8.543	1:31.936	111	8.443	1:32.530
118	21.339	1:33.272	118	22.710	1:33.050	118	24.227	1:33.453	114	23.520	1:32.649	225	1 LAP	1:44.271
207	24.212	1:34.090	207	27.203	1:34.670	207	29.866	1:34.599	118	24.956	1:33.213	114	23.622	1:32.732
231	25.922	1:34.850	107	38.165	1:33.194	107	39.530	1:33.301	207	31.807	1:34.425	118	26.277	1:33.951
235	32.990	1:36.713	235	38.226	1:36.915	235	44.090	1:37.800	107	40.287	1:33.241	207	34.115	1:34.938
107	36.650	1:34.090	104	44.014	1:36.703	104	48.321	1:36.243	235	48.251	1:36.645	107	40.983	1:33.326
104	38.990	1:37.812	222	59.429	1:39.246	222	1:07.319	1:39.826	104	51.403	1:35.566	235	53.150	1:37.529
222	51.862	1:39.195	220	59.738	1:39.189	220	1:07.658	1:39.856	222	1:13.686	1:38.851	104	55.136	1:36.363
220	52.228	1:39.284	201	1:03.457	1:38.848	201	1:11.181	1:39.660	220	1:13.946	1:38.772	222	1:18.589	1:37.533
201	56.288	1:39.245	221	1:07.192	1:40.065	221	1:14.767	1:39.511	201	1:19.005	1:40.308	220	1:19.107	1:37.791
221	58.806	1:41.958	224	1:08.452	1:40.746	224	1:15.192	1:38.676	221	1:22.324	1:40.041	201	1:26.216	1:39.841
224	59.385	1:41.362	228	1:16.181	1:40.868	228	1:25.473	1:41.228	224	1:22.864	1:40.156	221	1:30.164	1:40.470
228	1:06.992	1:40.961	225	1:23.447	1:42.185							224	1:30.744	1:40.510
225	1:12.941	1:41.788												

Car No 118 - 30 second penalty - Short Pit Stop  
Weather : Sunny / Dry

Brands Hatch  
Circuit Length = 2.6228 miles.  
Start: 17:48 End: 18:25

## Dutch Supercar Challenge Session 2

### LAP CHART FOR RACE 5

(contd.)

Lap 11			Lap 12			Lap 13			Lap 14			Lap 15		
No	Behind	Laptime	No	Behind	Laptime	No	Behind	Laptime	No	Behind	Laptime	No	Behind	Laptime
115		1:33.085	115		1:32.719	115		1:31.944	115		1:31.657	115		1:31.994
111	8.257	1:32.899	221	1 LAP	1:40.376	111	9.276	1:33.009	220	1 LAP	1:38.053	221	2 LAPS	2:58.189P
228	1 LAP	1:42.087	224	1 LAP	1:40.163	221	1 LAP	1:40.089	222	1 LAP	1:39.494	220	1 LAP	1:37.240
114	22.985	1:32.448	111	8.211	1:32.673	224	1 LAP	1:40.247	111	9.730	1:32.111	111	9.788	1:32.052
225	1 LAP	1:42.476	228	1 LAP	1:41.455	114	26.014	1:34.260	224	1 LAP	1:41.571	222	1 LAP	1:38.242
118	28.143	1:34.951	114	23.698	1:33.432	228	1 LAP	1:41.994	114	27.730	1:33.373	224	1 LAP	1:39.437
207	35.664	1:34.634	118	30.966	1:35.542	118	33.116	1:34.094	118	36.334	1:34.875	118	38.821	1:34.481
107	41.508	1:33.610	225	1 LAP	1:44.846	207	41.769	1:35.572	228	1 LAP	1:41.382	202	12 LAPS	20:14.071P
235	57.073	1:37.008	207	38.141	1:35.196	107	45.175	1:34.632	207	45.642	1:35.530	225	2 LAPS	3:01.178P
104	58.297	1:36.246	107	42.487	1:33.698	225	1 LAP	1:44.671	107	47.592	1:34.074	107	50.493	1:34.895
222	1:23.526	1:38.022	104	1:01.747	1:36.169	104	1:05.751	1:35.948	235	1:13.592	1:37.503	207	51.521	1:37.873
220	1:24.031	1:38.009	235	1:02.804	1:38.450	235	1:07.746	1:36.886				228	1 LAP	1:44.491
			222	1:28.501	1:37.694							104	1 LAP	2:53.771P
			220	1:28.991	1:37.679							235	1:18.194	1:36.596

Car No 118 - 30 second penalty - Short Pit Stop  
Weather : Sunny / Dry

Brands Hatch  
Circuit Length = 2.6228 miles.  
Start: 17:48 End: 18:25

## Dutch Supercar Challenge Session 2

### LAP CHART FOR RACE 5

(contd.)

Lap 16			Lap 17			Lap 18			Lap 19			Lap 20		
No	Behind	Laptime	No	Behind	Laptime	No	Behind	Laptime	No	Behind	Laptime	No	Behind	Laptime
115		1:31.875	111		1:32.263	111		1:33.731	115		1:35.945	115		1:35.128
111	10.167	1:32.254	221	2 LAPS	1:39.958	118	1 LAP	2:37.477P	235	1 LAP	1:35.777	235	1 LAP	1:36.599
222	1 LAP	1:38.032	224	2 LAPS	3:04.166P	222	2 LAPS	3:14.557P	220	1 LAP	1:38.778	220	1 LAP	1:37.700
221	2 LAPS	1:44.598	114	1 LAP	1:42.318	221	2 LAPS	1:41.205	118	21.154	1:34.755	118	20.918	1:34.892
114	1 LAP	3:06.621P	228	2 LAPS	2:57.339P	107	1 LAP	2:51.199P	222	1 LAP	1:37.889	222	1 LAP	1:37.662
118	41.027	1:34.081	104	1 LAP	1:36.129	114	1 LAP	1:35.974	107	44.077	1:33.993	107	43.140	1:34.191
107	52.725	1:34.107	225	2 LAPS	1:43.107	224	2 LAPS	1:48.603	114	46.971	1:35.559	114	47.383	1:35.540
207	55.540	1:35.894	115	1:13.953	2:56.383P	207	1 LAP	3:07.823P	111	50.386	3:47.381P	111	51.805	1:36.547
225	2 LAPS	1:48.265	235	1 LAP	3:11.352P	228	2 LAPS	1:49.339	221	1 LAP	1:41.895	221	1 LAP	1:41.943
104	1 LAP	1:40.359	220	1 LAP	1:40.009	104	1 LAP	1:36.196	224	1 LAP	1:39.606	224	1 LAP	1:39.131
220	1 LAP	2:55.311P				225	2 LAPS	1:42.703	104	1:17.185	1:37.832	104	1:18.344	1:36.287
						115	1:21.050	1:40.828	228	1 LAP	1:42.704	225	2 LAPS	3:00.658P
						235	1 LAP	1:41.710	207	1:20.980	1:41.899	207	1:26.628	1:40.776
						220	1 LAP	1:38.937						
						118	1:43.394	1:41.051						
						222	1 LAP	1:40.827						
						107	2:07.079	1:39.316						
						114	2:08.407	1:35.794						
						221	1 LAP	1:43.347						
						224	1 LAP	1:40.811						
						228	1 LAP	1:41.553						
						207	2:36.076	1:48.874						
						104	2:36.348	1:35.829						
						225	1 LAP	1:43.627						

Car No 118 - 30 second penalty - Short Pit Stop  
Weather : Sunny / Dry

Brands Hatch  
Circuit Length = 2.6228 miles.  
Start: 17:48 End: 18:25

## Dutch Supercar Challenge Session 2 LAP CHART FOR RACE 5


(contd.)

Lap 21			Lap 22			Lap 23			Lap 24			Lap 25		
No	Behind	Laptime	No	Behind	Laptime	No	Behind	Laptime	No	Behind	Laptime	No	Behind	Laptime
115		1:34.778												
235	1 LAP	1:35.844												
118	20.664	1:34.524												
220	1 LAP	1:37.905												
222	1 LAP	1:37.174												
107	42.072	1:33.710												
114	46.792	1:34.187												
111	49.175	1:32.148												
221	1 LAP	1:40.991												
224	1 LAP	1:38.966												
104	1:20.642	1:37.076												
228	2 LAPS	3:21.606P												
207	1:32.518	1:40.668												
225	2 LAPS	1:48.799												

Car No 118 - 30 second penalty - Short Pit Stop  
Weather : Sunny / Dry

Brands Hatch  
Circuit Length = 2.6228 miles.  
Start: 17:48 End: 18:25

## Dutch Supercar Challenge Session 2 GRID FOR RACE 8

ROW 9	108	DE GRAAFF/RIBBENS	
ROW 8	201	VAN DEN BOS	202 VAN SOELEN
ROW 7	228	FRIJNS/WIJNEN	225 JANSSEN
ROW 6	221	SCHULZ	224 VAN DER KOLK/THUIS
ROW 5	220	NORBART	222 KOHLER
ROW 4	207	McWHIRTER/EAGLING	235 VAN DEN BERG
ROW 3	118	COOK	104 STORM
ROW 2	114	HIRST/WOOD	111 AMBAUM
ROW 1	115	VAN DER MEIJDEN/EUSE	107 VAN BUUREN
<b>POLE</b>			
			

Weather : Sunny / Dry

Brands Hatch  
Circuit Length = 2.6228 miles.

Clerk of Course:	Stewards:	Timekeeper:
------------------	-----------	-------------

## Dutch Supercar Challenge Session 2

### PROVISIONAL RESULT - RACE 8

POS	NO	CL	DRIVER	NAT	CAR	TIME	LAPS	GAP	MPH	BEST
1	111	GT	Hans AMBAUM		Viper SRT10	45:27.960	28		96.93	1:31.283
2	108	GT	DE GRAAFF/RIBBENS		Passat V8 Star	45:53.007	28	25.047	96.05	1:32.464
3	202	SS	Pieter VAN SOELEN		BMW E46 V8 GTR	46:36.374	28	1:08.414	94.56	1:35.256
4	235	SS	Richard VAN DEN BERG		BMW WTCC M3	46:41.764	28	1:13.804	94.38	1:35.097
5	220	SS	Marcel NORBART		Porsche 996GT3 Cup	46:56.418	28	1:28.458	93.89	1:35.951
6	222	SS	NoI KOHLER		Marcos Mantis	45:36.836	27	1 LAP	93.17	1:35.902
7	207	SS	McWHIRTER/EAGLING		Ferrari 360	45:37.617	27	1 LAP	93.14	1:34.419
8	224	SS	VAN DER KOLK/THUIS		BMW Compact GTR	46:21.417	27	1 LAP	91.68	1:38.336
9	201	SS	Richard VAN DEN BOS		BMW E46 V8 GTR	43:59.527	26	2 LAPS	93.03	1:36.084
NOT CLASSIFIED										
107	GT	Meindert VAN BUUREN		Passat V8 Star	26:36.684	17	D.N.F.	100.57	1:32.534	
115	GT	VAN DER MEIJDEN/EUSE		Marcos Mantis	27:40.619	17	D.N.F.	96.70	1:30.777	
114	GT	HIRST/WOOD		DTM Opel Astra	21:57.932	14	D.N.F.	100.35	1:31.732	
225	SS	Arthur JANSSEN		Marcos Mantis	21:46.269	13	D.N.F.	94.02	1:39.420	
104	GT	Jan STORM		Porsche GT3RS	27:26.568	13	D.N.F.	74.58	1:38.872	
118	GT	Peter COOK		Porsche GT3 Rs	16:42.011	5	D.N.F.	47.18	1:36.267	
FASTEST LAP										
115	GT	VAN DER MEIJDEN/EUSE		Marcos Mantis	1:30.777	6	104.01mph	167.39kph		
207	SS	McWHIRTER/EAGLING		Ferrari 360	1:34.419	2	100.00mph	160.93kph		

Weather : Sunny / Dry

These results are provisional until the conclusion of any judicial and technical matters.

Brands Hatch

Circuit Length = 2.6228 miles.

Start: 14:01 End: 14:46

Clerk of Course:	Stewards:	Timekeeper:
------------------	-----------	-------------

## Dutch Supercar Challenge Session 2

### LAP CHART FOR RACE 8

Lap 1			Lap 2			Lap 3			Lap 4			Lap 5		
No	Behind	Laptime	No	Behind	Laptime	No	Behind	Laptime	No	Behind	Laptime	No	Behind	Laptime
115		1:34.270	115		1:31.905	115		1:31.017	115		1:31.286	115		1:30.871
107	1.082	1:35.352	107	2.985	1:33.808	111	7.382	1:32.918	111	7.556	1:31.460	111	8.028	1:31.343
114	3.841	1:38.111	111	5.481	1:33.285	107	7.569	1:35.601	107	10.323	1:34.040	107	13.154	1:33.702
111	4.101	1:38.371	114	7.620	1:35.684	114	12.788	1:36.185	114	16.661	1:35.159	114	21.047	1:35.257
207	6.133	1:40.403	207	8.647	1:34.419	207	13.352	1:35.722	207	17.425	1:35.359	207	21.758	1:35.204
235	6.538	1:40.808	235	9.730	1:35.097	235	14.393	1:35.680	235	19.081	1:35.974	108	23.191	1:33.500
104	8.115	1:42.385	108	13.003	1:35.766	108	17.363	1:35.377	108	20.562	1:34.485	235	24.834	1:36.624
108	9.142	1:43.412	202	15.627	1:36.852	202	20.559	1:35.949	202	25.620	1:36.347	202	31.220	1:36.471
202	10.680	1:44.950	104	15.922	1:39.712	220	23.520	1:37.688	220	29.028	1:36.794	104	2 LAPS	4:51.762P
220	10.771	1:45.041	220	16.849	1:37.983	222	23.928	1:37.700	222	29.525	1:36.883	220	35.077	1:36.920
222	11.131	1:45.401	222	17.245	1:38.019	201	26.360	1:38.241	201	33.666	1:38.592	222	35.831	1:37.177
201	12.486	1:46.756	201	19.136	1:38.555	225	31.075	1:40.367	225	40.284	1:40.495	201	41.221	1:38.426
225	13.689	1:47.959	225	21.725	1:39.941	224	31.194	1:40.308	224	40.525	1:40.617	225	49.172	1:39.759
224	14.081	1:48.351	224	21.903	1:39.727	118	34.404	1:36.267				224	50.314	1:40.660
118	21.810	1:56.080	118	29.154	1:39.249									

## Dutch Supercar Challenge Session 2 LAP CHART FOR RACE 8

(contd.)

Lap 6			Lap 7			Lap 8			Lap 9			Lap 10		
No	Behind	Laptime	No	Behind	Laptime	No	Behind	Laptime	No	Behind	Laptime	No	Behind	Laptime
115		1:30.777	115		1:31.359	115		1:31.288	115		1:31.519	115		1:31.667
111	8.831	1:31.580	111	9.273	1:31.801	111	9.645	1:31.660	111	9.442	1:31.316	111	9.058	1:31.283
107	17.059	1:34.682	107	21.424	1:35.724	107	24.722	1:34.586	107	26.448	1:33.245	107	28.054	1:33.273
114	24.783	1:34.513	114	27.265	1:33.841	114	29.358	1:33.381	114	31.303	1:33.464	114	32.185	1:32.549
108	26.587	1:34.173	108	28.154	1:32.926	108	29.806	1:32.940	108	31.622	1:33.335	108	32.758	1:32.803
207	27.897	1:36.916	207	31.808	1:35.270	207	36.781	1:36.261	207	40.495	1:35.233	207	44.218	1:35.390
235	30.016	1:35.959	235	34.301	1:35.644	235	38.551	1:35.538	235	42.473	1:35.441	235	46.418	1:35.612
202	36.461	1:36.018	202	41.277	1:36.175	202	46.337	1:36.348	202	51.193	1:36.375	202	56.055	1:36.529
220	41.812	1:37.512	220	46.449	1:35.996	220	51.434	1:36.273	220	55.986	1:36.071	220	1:00.270	1:35.951
222	42.464	1:37.410	222	47.563	1:36.458	222	52.177	1:35.902	222	56.852	1:36.194	222	1:02.292	1:37.107
201	49.977	1:39.533	201	57.528	1:38.910	201	1:04.003	1:37.763	201	1:11.651	1:39.167	201	1:17.765	1:37.781
104	2 LAPS	1:49.817	104	2 LAPS	1:39.524	104	2 LAPS	1:39.657	118	5 LAPS	9:45.772P	104	2 LAPS	1:39.488
225	58.069	1:39.674	225	1:06.468	1:39.758	225	1:15.168	1:39.988	104	2 LAPS	1:38.872	118	5 LAPS	1:44.643
224	58.706	1:39.169	224	1:06.880	1:39.533	224	1:15.599	1:40.007	225	1:23.348	1:39.699			
									224	1:23.807	1:39.727			

Weather : Sunny / Dry

msttimina.com

Page 2 of 6

Brands Hatch  
Circuit Length = 2.6228 miles.  
Start: 14:01 End: 14:46

Printed - 14:49 Sunday, 18 June 2006

## Dutch Supercar Challenge Session 2

### LAP CHART FOR RACE 8

(contd.)

Lap 11			Lap 12			Lap 13			Lap 14			Lap 15		
No	Behind	Laptime	No	Behind	Laptime	No	Behind	Laptime	No	Behind	Laptime	No	Behind	Laptime
115		1:31.451	115		1:31.583	115		1:31.328	115		1:31.831	115		1:31.795
225	1 LAP	1:40.086	104	3 LAPS	1:39.369	111	10.222	1:32.726	201	1 LAP	1:39.420	111	10.833	1:31.687
224	1 LAP	1:39.809	225	1 LAP	1:39.496	104	3 LAPS	1:41.493	111	10.941	1:32.550	201	1 LAP	1:38.051
111	9.026	1:31.419	224	1 LAP	1:39.871	225	1 LAP	1:39.627	104	3 LAPS	1:39.612	108	1 LAP	2:57.616P
107	31.312	1:34.709	111	8.824	1:31.381	224	1 LAP	1:40.122	225	1 LAP	1:39.420	224	1 LAP	1:39.371
114	33.116	1:32.382	107	32.263	1:32.534	107	33.655	1:32.720	224	1 LAP	1:39.764	107	36.001	1:32.833
108	33.771	1:32.464	114	34.800	1:33.267	114	35.879	1:32.407	107	34.963	1:33.139	207	1:03.867	1:35.765
207	47.977	1:35.210	108	35.552	1:33.364	108	36.925	1:32.701	114	35.780	1:31.732	235	1 LAP	3:17.210P
235	51.208	1:36.241	207	51.924	1:35.530	207	56.012	1:35.416	207	59.897	1:35.716	202	1:19.413	1:36.215
202	1:01.240	1:36.636	235	55.593	1:35.968	235	1:01.012	1:36.747	202	1:14.993	1:36.436	222	1 LAP	3:13.067P
220	1:05.215	1:36.396	202	1:05.900	1:36.243	202	1:10.388	1:35.816	220	1:21.556	1:36.876			
222	1:08.374	1:37.533	220	1:10.266	1:36.634	220	1:16.511	1:37.573						
201	1:24.024	1:37.710	222	1:13.608	1:36.817	222	1:18.862	1:36.582						
			201	1:29.578	1:37.137									

Weather : Sunny / Dry

msttimina.com

Page 3 of 6

Brands Hatch  
Circuit Length = 2.6228 miles.  
Start: 14:01 End: 14:46

Printed - 14:49 Sunday, 18 June 2006

## Dutch Supercar Challenge Session 2 LAP CHART FOR RACE 8

(contd.)

Lap 16			Lap 17			Lap 18			Lap 19			Lap 20		
No	Behind	Laptime	No	Behind	Laptime	No	Behind	Laptime	No	Behind	Laptime	No	Behind	Laptime
115		1:33.367	111		1:31.577	111		3:40.982P	111		1:37.904	111		1:31.782
111	9.259	1:31.793	107	28.534	1:33.289	108	2.433	1:35.316	108	1.063	1:36.534	108	3.781	1:34.500
104	4 LAPS	3:01.797P	108	1 LAP	1:35.280	202	46.854	1:36.127	202	44.793	1:35.843	224	1 LAP	1:41.585
107	36.081	1:33.447	202	1 LAP	3:07.321P	235	47.626	1:35.921	235	45.440	1:35.718	202	49.152	1:36.141
108	1 LAP	1:41.045	235	1 LAP	1:36.559	220	50.949	1:37.093	220	50.199	1:37.154	235	49.794	1:36.136
224	1 LAP	1:39.777	104	4 LAPS	2:43.080P	207	55.884	1:48.669	207	57.052	1:39.072	220	55.141	1:36.724
207	1:06.754	1:36.254	220	1 LAP	1:40.410	222	1:08.853	1:36.625	222	1:07.777	1:36.828	207	1:03.504	1:38.234
220	1 LAP	3:01.751P	115	1:32.469	3:13.305P	201	1:11.651	1:37.098	201	1:10.284	1:36.537	222	1:13.359	1:37.364
235	1 LAP	1:40.257	222	1 LAP	1:39.057	224	1:36.882	1:39.457				201	1:14.586	1:36.084
201	1 LAP	2:57.595P	201	1 LAP	1:41.798									
222	1 LAP	1:41.644	224	1 LAP	2:55.072P									
			108	2:08.099	1:35.062									
			207	2:48.197	3:22.279P									
			202	2:51.709	1:39.178									
			235	2:52.687	1:35.478									
			220	2:54.838	1:37.119									
			222	3:13.210	1:38.409									
			201	3:15.535	1:38.250									
			224	3:38.407	1:44.672									

Weather : Sunny / Dry

msttimina.com

Page 4 of 6

Brands Hatch  
Circuit Length = 2.6228 miles.  
Start: 14:01 End: 14:46  
Printed - 14:49 Sunday, 18 June 2006

**Dutch Supercar Challenge Session 2**  
**LAP CHART FOR RACE 8**

(contd.)

Lap 21			Lap 22			Lap 23			Lap 24			Lap 25		
No	Behind	Laptime	No	Behind	Laptime	No	Behind	Laptime	No	Behind	Laptime	No	Behind	Laptime
111		1:32.219	111		1:32.504	111		1:34.151	111		1:32.765	111		1:32.667
108	6.043	1:34.481	108	9.203	1:35.664	108	11.012	1:35.960	108	14.418	1:36.171	201	1 LAP	1:38.970
224	1 LAP	1:38.987	224	1 LAP	1:38.714	224	1 LAP	1:39.143	224	1 LAP	1:39.856	108	18.477	1:36.726
202	52.356	1:35.423	202	55.472	1:35.620	202	56.577	1:35.256	202	59.162	1:35.350	224	1 LAP	1:39.223
235	52.855	1:35.280	235	56.343	1:35.992	235	58.541	1:36.349	235	1:02.173	1:36.397	202	1:02.008	1:35.513
220	1:00.365	1:37.443	220	1:05.366	1:37.505	220	1:07.943	1:36.728	220	1:12.179	1:37.001	235	1:06.959	1:37.453
207	1:09.686	1:38.401	207	1:16.538	1:39.356	207	1:21.967	1:39.580	207	1:28.094	1:38.892	220	1:16.663	1:37.151
222	1:18.959	1:37.819	222	1:23.779	1:37.324	222	1:26.769	1:37.141	222	1:31.722	1:37.718			
201	1:19.550	1:37.183	201	1:24.121	1:37.075	201	1:27.488	1:37.518						

## Dutch Supercar Challenge Session 2

### LAP CHART FOR RACE 8

(contd.)

Lap 26			Lap 27			Lap 28			Lap 29			Lap 30		
No	Behind	Laptime	No	Behind	Laptime	No	Behind	Laptime	No	Behind	Laptime	No	Behind	Laptime
111		1:33.509	111		1:33.437	111		1:37.890						
207	1 LAP	1:39.072	207	1 LAP	1:39.642	222	1 LAP	1:39.353						
222	1 LAP	1:38.381	222	1 LAP	1:36.923	207	1 LAP	1:40.352						
201	1 LAP	1:37.348	201	1 LAP	1:38.029	108	25.047	1:38.828						
108	21.139	1:36.171	108	24.109	1:36.407	224	1 LAP	1:40.301						
224	1 LAP	1:38.336	224	1 LAP	1:39.258	202	1:08.414	1:39.077						
202	1:04.214	1:35.715	202	1:07.227	1:36.450	235	1:13.804	1:37.342						
235	1:10.310	1:36.860	235	1:14.352	1:37.479	220	1:28.458	1:40.951						
220	1:20.995	1:37.841	220	1:25.397	1:37.839									

Weather : Sunny / Dry

msttimina.com

Page 6 of 6

Brands Hatch  
 Circuit Length = 2.6228 miles.  
 Start: 14:01 End: 14:46  
 Printed - 14:49 Sunday, 18 June 2006

## Britsports QUALIFYING FOR RACE 3

POS	NO	CL	DRIVER	NAT	CAR	TIME	LAPS	GAP	MPH
1	33	1	RICHARDSON/DEVLIN		Juno SS3/Radical	1:22.312	12		114.71
2	20	1	CHRISTOPHER/FLUX		Prosport L3000	1:24.908	10	2.596	111.20
3	3	1	MOUNTAIN/BARDWELL		Juno SS3	1:25.302	14	2.990	110.69
4	51	1	OLDERSHAW/COPELAND		Juno SS2 V6	1:25.660	14	3.348	110.22
5	1	1	FREEMAN/FREEMAN		Radical Prosport	1:26.050	13	3.738	109.72
6	4	1	Howard SPOONER		Jade Trackstar	1:26.102	11	3.790	109.66
7	7	1	Simon HEAPS		Pilbeam MP91	1:27.340	11	5.028	108.10
8	69	1	DAVIES/BRIGGS		Juno SS3	1:27.504	12	5.192	107.90
9	15	2	CROYDON/MARDLIN		Juno SS3-CN	1:28.290	13	5.978	106.94
10	2	1	HODGES/HODGES		Pedrazza PRC-BMW	1:29.404	3	7.092	105.61
11	70	1	ROBERTS/LAKE		Juno Sports Prototype	1:29.857	13	7.545	105.07
12	13	3	SHELTON/GREENSALL		Yamitsu BO100X	1:31.828	9	9.516	102.82
13	10	2	LOUCAIDES/DIMITRIOU		Chiron LMP3-04	1:32.419	12	10.107	102.16
14	5	2	Sam ALPASS		Juno SS3-CN	1:33.776	12	11.464	100.68
15	14	2	HIGSON/WILDS		Gunn TS7	1:34.173	12	11.861	100.26
16	45	3	BERNANS/BERNANS		Radical SR3	1:35.589	12	13.277	98.77
17	32	3	Nigel PLACE		Speads RS04	1:37.111	8	14.799	97.23
18	43	1	William CURTIS		Prosport LM3000	1:38.900	5	16.588	95.47
19	27	3	R-HOWITT/ATKIN		Radical Prosport	1:39.875	8	17.563	94.53
20	8	3	David KRAYEM		Radical Prosport	1:41.091	12	18.779	93.40
21	26	3	Peter BAMFORD		Radical SR3	1:42.628	13	20.316	92.00

Weather : Sunny / Dry

These results are provisional until the conclusion of any judicial and technical matters.

Brands Hatch

Circuit Length = 2.6228 miles.

Start: 10:24 End: 11:00

Clerk of Course:	Stewards:	Timekeeper:
------------------	-----------	-------------

# Britsports

## LAP ANALYSIS - QUALIFYING RACE 3

<b>1</b>	<b>FREEMAN/FREEMAN</b>	Radical Prosport
1 - 2:11.833	6 - 1:55.249	11 - 1:27.102
2 - 1:31.609	7 - 1:27.593	12 - 1:26.904
3 - 1:27.157	8 - 1:29.262	13 - 1:29.134
4 - 1:27.772	9 - <b>1:26.050</b>	
5 - X:00.000P	10 - 1:26.606	
<b>2</b>	<b>HODGES/HODGES</b>	Pedrazza PRC-BMW
1 - 2:19.941		
2 - 1:30.229		
3 - <b>1:29.404</b>		
<b>3</b>	<b>MOUNTAIN/BARDWELL</b>	Juno SS3
1 - 2:03.208	6 - 1:44.448	11 - 1:25.849
2 - 1:30.574	7 - 1:28.110	12 - <b>1:25.302</b>
3 - 1:27.769	8 - 1:34.745	13 - 3:13.953P
4 - 1:27.766	9 - 1:25.913	14 - 1:36.619
5 - X:00.000P	10 - 1:36.412	
<b>4</b>	<b>Howard SPOONER</b>	Jade Trackstar
1 - 2:34.371	6 - 1:28.598	11 - 1:28.013
2 - 1:38.012	7 - <b>1:26.102</b>	
3 - X:00.000P	8 - 3:27.178P	
4 - 1:40.831	9 - 1:48.555	
5 - 1:29.055	10 - 1:29.183	
<b>5</b>	<b>Sam ALPASS</b>	Juno SS3-CN
1 - 2:42.744	6 - 1:36.438	11 - 1:34.448
2 - 1:38.892	7 - 1:36.006	12 - 1:35.027
3 - 1:35.533	8 - 1:34.615	
4 - X:00.000P	9 - <b>1:33.776</b>	
5 - 1:46.201	10 - 1:51.894	
<b>7</b>	<b>Simon HEAPS</b>	Pilbeam MP91
1 - 2:01.751	6 - 1:42.211	11 - 1:28.876
2 - 1:36.325	7 - 1:29.258	
3 - 1:30.589	8 - 1:28.178	
4 - 1:28.347	9 - 1:27.661	
5 - X:00.000P	10 - <b>1:27.340</b>	
<b>8</b>	<b>David KRAYEM</b>	Radical Prosport
1 - 2:50.228	6 - 1:47.615	11 - 1:54.411
2 - 1:52.470	7 - 1:48.526	12 - <b>1:41.091</b>
3 - 1:49.435	8 - 1:51.255	
4 - X:00.000P	9 - 1:45.918	
5 - 2:00.778	10 - 2:35.688P	

# Britsports

## LAP ANALYSIS - QUALIFYING RACE 3

(contd.)

<b>10</b>	<b>LOUCAIDES/DIMITRIOU</b>	Chiron LMP3-04
1 - 2:08.584	6 - 1:34.775	11 - 1:37.005
2 - 1:36.013	7 - 1:33.307	12 - 1:39.290
3 - 1:35.092	8 - <b>1:32.419</b>	
4 - X:00.000P	9 - 3:52.002P	
5 - 1:49.292	10 - 1:52.126	
<b>13</b>	<b>SHELTON/GREENSALL</b>	Yamitsu BO100X
1 - 2:56.369	6 - 1:36.594	
2 - 1:37.725	7 - 1:32.259	
3 - <b>1:31.828</b>	8 - 1:32.090	
4 - X:00.000P	9 - 1:32.425	
5 - 1:51.768		
<b>14</b>	<b>HIGSON/WILDS</b>	Gunn TS7
1 - 2:22.181	6 - 1:46.239	11 - 1:35.910
2 - 1:47.638	7 - 3:33.402P	12 - 1:35.312
3 - 1:46.013	8 - 1:48.846	
4 - X:00.000P	9 - 1:34.535	
5 - 1:59.541	10 - <b>1:34.173</b>	
<b>15</b>	<b>CROYDON/MARDLIN</b>	Juno SS3-CN
1 - 2:00.024	6 - 1:29.247	11 - <b>1:28.290</b>
2 - 1:30.243	7 - 1:28.376	12 - 1:29.971
3 - 3:14.892P	8 - 3:17.824P	13 - 1:32.199
4 - X:00.000P	9 - 1:40.193	
5 - 1:43.040	10 - 1:29.567	
<b>20</b>	<b>CHRISTOPHER/FLUX</b>	Prosport L3000
1 - 1:55.139	6 - 1:42.363	
2 - 1:29.725	7 - 1:25.450	
3 - 1:26.731	8 - 1:25.450	
4 - 1:26.638	9 - 1:33.890	
5 - X:00.000P	10 - <b>1:24.908</b>	
<b>26</b>	<b>Peter BAMFORD</b>	Radical SR3
1 - 2:39.673	6 - 1:43.431	11 - 1:44.554
2 - 1:48.641	7 - 1:43.031	12 - 1:44.396
3 - 1:44.836	8 - 1:43.548	13 - <b>1:42.628</b>
4 - X:00.000P	9 - 1:44.593	
5 - 1:58.427	10 - 1:42.665	
<b>27</b>	<b>R-HOWITT/ATKIN</b>	Radical Prosport
1 - X:00.000P	6 - 3:11.951P	
2 - 1:55.756	7 - 2:02.442	
3 - 1:44.095	8 - 1:49.486	
4 - 1:40.049		
5 - <b>1:39.875</b>		

Weather : Sunny / Dry


# Britsports

## LAP ANALYSIS - QUALIFYING RACE 3

(contd.)

<b>32</b>	<b>Nigel PLACE</b>	Speads RS04
1 - 2:03.312	6 - 1:37.977	
2 - 1:38.822	7 - 1:38.306	
3 - <b>1:37.111</b>	8 - 1:38.461	
4 - X:00.000P		
5 - 1:53.890		
<b>33</b>	<b>RICHARDSON/DEVLIN</b>	Juno SS3/Radical
1 - 2:09.028	6 - 1:29.227	11 - 1:23.366
2 - 2:31.762P	7 - 1:25.155	12 - <b>1:22.312</b>
3 - 1:36.631	8 - 3:02.751P	
4 - X:00.000P	9 - 1:35.384	
5 - 1:39.932	10 - 1:26.318	
<b>43</b>	<b>William CURTIS</b>	Prosport LM3000
1 - 2:10.304		
2 - 1:41.801		
3 - <b>1:38.900</b>		
4 - X:00.000P		
5 - 1:53.887		
<b>45</b>	<b>BERNANS/BERNANS</b>	Radical SR3
1 - 2:39.348	6 - 1:51.438	11 - 1:35.625
2 - 1:58.908	7 - 3:25.621P	12 - 1:36.492
3 - 1:53.625	8 - 1:44.290	
4 - X:00.000P	9 - 1:37.597	
5 - 2:02.862	10 - <b>1:35.589</b>	
<b>51</b>	<b>OLDERSHAW/COPELAND</b>	Juno SS2 V6
1 - 1:57.234	6 - 1:43.658	11 - 1:30.923
2 - 1:29.031	7 - 1:30.017	12 - <b>1:25.660</b>
3 - 1:26.864	8 - 1:28.161	13 - 1:30.027
4 - 1:28.977	9 - 1:26.543	14 - 1:28.368
5 - X:00.000P	10 - 1:26.401	
<b>69</b>	<b>DAVIES/BRIGGS</b>	Juno SS3
1 - 2:01.239	6 - 1:45.677	11 - 1:31.334
2 - 1:35.778	7 - 1:29.453	12 - <b>1:27.504</b>
3 - 1:29.890	8 - 1:30.564	
4 - 1:28.321	9 - 1:28.020	
5 - X:00.000P	10 - 2:42.611P	
<b>70</b>	<b>ROBERTS/LAKE</b>	Juno Sports Prototype
1 - 2:20.202	6 - 1:32.447	11 - 1:30.006
2 - 1:37.084	7 - 3:26.121P	12 - 1:30.024
3 - 1:34.404	8 - 1:42.873	13 - <b>1:29.857</b>
4 - X:00.000P	9 - 1:31.467	
5 - 1:44.657	10 - 1:31.110	

**Britsports  
GRID FOR RACE 3**

ROW 11	26	BAMFORD	
ROW 10	27	R-HOWITT/ATKIN	8 KRAYEM
ROW 9	32	PLACE	43 CURTIS
ROW 8	14	HIGSON/WILDS	45 BERNANS/BERNANS
ROW 7	10	LOUCAIDES/DIMITRIOU	5 ALPASS
ROW 6	70	ROBERTS/LAKE	13 SHELTON/GREENSALL
ROW 5	15	CROYDON/MARDLIN	2 HODGES/HODGES
ROW 4	7	HEAPS	69 DAVIES/BRIGGS
ROW 3	1	FREEMAN/FREEMAN	4 SPOONER
ROW 2	3	MOUNTAIN/BARDWELL	51 OLDERSHAW/COPELAND
ROW 1	33	RICHARDSON/DEVLIN	20 CHRISTOPHER/FLUX
<b>POLE</b>			
			

**Weather : Sunny / Dry**

**These results are provisional until the conclusion of any judicial and technical matters.**

Brands Hatch  
Circuit Length = 2.6228 miles.  
Start: 10:24 End: 11:00

Clerk of Course:	Stewards:	Timekeeper:
------------------	-----------	-------------

# Britsports

## PROVISIONAL RESULT - RACE 3 - AMENDED

POS	NO	CL	DRIVER	NAT	CAR	TIME	LAPS	GAP	MPH	BEST
1	4	1	Howard SPOONER		Jade Trackstar	26:30.345	16		95.03	1:26.997
2	13	1	SHELTON/GREENSALL		Yamitsu BO100X	26:45.316	16	14.971	94.15	1:25.671
3	45	3	BERNANS/BERNANS		Radical SR3	26:51.907	16	21.562	93.76	1:36.526
4	15	2	CROYDON/MARDLIN		Juno SS3-CN	26:59.377	16	29.032	93.33	1:29.277
5	1	2	FREEMAN/FREEMAN		Radical Prosport	27:07.457	16	37.112	92.87	1:27.877
6	20	1	CHRISTOPHER/FLUX		Prosport L3000	27:19.893	16	49.548	92.16	1:26.467
7	3	1	MOUNTAIN/BARDWELL		Juno SS3	27:20.832	16	50.487	92.11	1:26.008
8	51	1	OLDERSHAW/COPELAND		Juno SS2 V6	27:25.505	16	55.160	91.85	1:26.471
9	5	2	Sam ALPASS		Juno SS3-CN	27:26.917	16	56.572	91.77	1:32.863
10	32	3	Nigel PLACE		Speads RS04	27:29.810	16	59.465	91.61	1:35.469
11	8	3	David KRAYEM		Radical Prosport	28:02.915	16	1:32.570	89.80	1:38.418
12	26	3	Peter BAMFORD		Radical SR3	26:24.008	15	1 LAP	89.45	1:43.012
13	43	2	William CURTIS		Prosport LM3000	26:50.295	15	1 LAP	87.99	1:38.059
14	14	2	HIGSON/WILDS		Gunn TS7	27:50.672	15	1 LAP	84.81	1:34.626
15	70	1	ROBERTS/LAKE		Juno Sports Prototype	26:56.707	14	2 LAPS	81.80	1:29.909
16	10	2	LOUCAIDES/DIMITRIOU		Chiron LMP3-04	27:56.527	14	2 LAPS	78.88	1:33.662
NOT CLASSIFIED										
33	1		RICHARDSON/DEVLIN		Juno SS3/Radical	26:53.152	16	N.C.F.	93.69	1:25.061
7	1		Simon HEAPS		Pilbeam MP91	20:29.220	12	D.N.F.	92.23	1:26.320
69	1		DAVIES/BRIGGS		Juno SS3	3:03.426	2	D.N.F.	103.32	1:29.679
FASTEST LAP										
33	1		RICHARDSON/DEVLIN		Juno SS3/Radical	1:25.061	12	111.00mph		178.64kph
1	2		FREEMAN/FREEMAN		Radical Prosport	1:27.877	5	107.44mph		172.91kph
32	3		Nigel PLACE		Speads RS04	1:35.469	16	98.90mph		159.16kph

Car No's 7 & 33 - Not Classified - Not running at Red Flag  
Weather : Sunny / Dry

Brands Hatch  
Circuit Length = 2.6228 miles.  
Start: 15:41 End: 16:10

Clerk of Course:	Stewards:	Timekeeper:
------------------	-----------	-------------

# Britsports

## LAP CHART FOR RACE 3

Lap 1			Lap 2			Lap 3			Lap 4			Lap 5		
No	Behind	Laptime	No	Behind	Laptime	No	Behind	Laptime	No	Behind	Laptime	No	Behind	Laptime
20		1:30.502	3		1:26.891	3		1:26.639	3		1:26.429	3		1:26.237
3	0.455	1:30.957	20	0.924	1:28.270	20	0.752	1:26.467	20	1.259	1:26.936	20	2.658	1:27.636
33	1.327	1:31.829	33	1.425	1:27.444	33	1.255	1:26.469	33	1.660	1:26.834	33	3.419	1:27.996
51	1.930	1:32.432	51	2.271	1:27.687	51	2.325	1:26.693	51	2.682	1:26.786	51	3.904	1:27.459
1	2.751	1:33.253	7	3.596	1:28.086	7	3.528	1:26.571	7	3.419	1:26.320	7	4.209	1:27.027
7	2.856	1:33.358	1	5.360	1:29.955	1	7.244	1:28.523	1	9.128	1:28.313	1	10.768	1:27.877
69	3.245	1:33.747	69	5.578	1:29.679	4	8.100	1:27.663	4	10.074	1:28.403	4	11.289	1:27.452
4	4.990	1:35.492	4	7.076	1:29.432	70	13.468	1:30.438	70	17.500	1:30.461	70	22.704	1:31.441
70	6.334	1:36.836	70	9.669	1:30.681	13	16.688	1:32.856	13	24.239	1:33.980	15	32.018	1:33.442
13	7.356	1:37.858	13	10.471	1:30.461	15	17.202	1:32.291	15	24.813	1:34.040	5	45.415	1:36.843
15	7.952	1:38.454	15	11.550	1:30.944	10	23.773	1:34.172	10	31.006	1:33.662	10	50.555	1:45.786
10	9.591	1:40.093	10	16.240	1:33.995	5	27.891	1:34.327	5	34.809	1:33.347	45	1:14.522	1:56.920
5	12.587	1:43.089	5	20.203	1:34.962	32	33.245	1:37.387	32	43.481	1:36.665	43	1:19.473	1:43.701
32	12.718	1:43.220	32	22.497	1:37.125	45	33.742	1:36.826	45	43.839	1:36.526	26	1:36.895	1:48.528
45	13.849	1:44.351	45	23.555	1:37.052	43	48.960	1:41.364	43	1:02.009	1:39.478	14	1:56.747	1:58.020
8	17.573	1:48.075	8	33.981	1:43.754	8	50.343	1:43.001	8	1:06.104	1:42.190	32	2:02.293	2:45.049P
43	19.316	1:49.818	43	34.235	1:42.265	26	56.667	1:43.249	26	1:14.604	1:44.366	8	2:10.807	2:30.940P
26	22.360	1:52.862	26	40.057	1:45.043	14	1:07.093	1:44.824	14	1:24.964	1:44.300			
14	31.380	2:01.882	14	48.908	1:44.874									

Car No 33 - Not Classified - Not running at Red Flag  
Weather : Sunny / Dry

Brands Hatch  
Circuit Length = 2.6228 miles.  
Start: 15:41 End: 16:10

# Britsports

## LAP CHART FOR RACE 3

(contd.)

Lap 6			Lap 7			Lap 8			Lap 9			Lap 10		
No	Behind	Laptime	No	Behind	Laptime	No	Behind	Laptime	No	Behind	Laptime	No	Behind	Laptime
3		2:18.566	3		2:28.967	3		1:26.360	3		1:26.357	3		1:27.143
20	0.385	2:16.293	20	0.191	2:28.773	20	1.654	1:27.823	51	2.873	1:26.999	8	1 LAP	1:38.951
33	1.449	2:16.596	33	0.383	2:27.901	51	2.231	1:28.017	33	3.380	1:27.124	33	2.318	1:26.081
51	2.381	2:17.043	51	0.574	2:27.160	33	2.613	1:28.590	20	3.493	1:28.196	51	2.386	1:26.656
1	3.898	2:11.696	1	1.897	2:26.966	1	4.556	1:29.019	1	7.096	1:28.897	20	5.019	1:28.669
70	5.092	2:00.954	70	2.305	2:26.180	70	5.854	1:29.909	70	10.627	1:31.130	1	10.413	1:30.460
15	5.877	1:52.425	15	3.204	2:26.294	13	1 LAP	1:27.793	13	1 LAP	1:30.244	13	1 LAP	1:28.606
10	9.813	1:37.824	45	5.438	1:53.994	15	7.795	1:30.951	15	12.273	1:30.835	70	13.644	1:30.160
13	1 LAP	3:57.664P	13	1 LAP	1:57.350	45	17.303	1:38.225	43	1 LAP	1:43.248	15	15.617	1:30.487
45	40.411	1:44.455	26	19.858	1:44.928	26	37.178	1:43.680	45	28.842	1:37.896	43	1 LAP	1:40.171
26	1:03.897	1:45.568	32	53.376	1:46.684	5	1:03.346	1:33.395	26	54.171	1:43.350	45	40.671	1:38.972
5	1:33.156	3:06.307P	5	56.311	1:52.122	32	1:03.373	1:36.357	4	1:07.214	1:26.997	10	2 LAPS	2:29.733
14	1:35.486	1:57.305	8	59.753	1:46.116	4	1:06.574	1:28.446	7	1:09.607	1:28.505	4	1:07.232	1:27.161
32	1:35.659	1:51.932	14	1:01.093	1:54.574	7	1:07.459	1:29.829	5	1:10.810	1:33.821	26	1:10.040	1:43.012
8	1:42.604	1:50.363	7	1:03.990	1:43.412	10	1 LAP	4:55.907P	32	1:14.022	1:37.006	7	1:10.099	1:27.635
7	1:49.545	4:03.902P	4	1:04.488	1:39.589	8	1:15.037	1:41.644				5	1:16.530	1:32.863
4	1:53.866	4:01.143P	43	1:26.054	1:49.192	14	1:20.494	1:45.761				32	1:23.516	1:36.637
43	2:05.829	3:04.922P												

Car No 33 - Not Classified - Not running at Red Flag  
Weather : Sunny / Dry

Brands Hatch  
Circuit Length = 2.6228 miles.  
Start: 15:41 End: 16:10

# Britsports

## LAP CHART FOR RACE 3

(contd.)

Lap 11			Lap 12			Lap 13			Lap 14			Lap 15		
No	Behind	Laptime	No	Behind	Laptime	No	Behind	Laptime	No	Behind	Laptime	No	Behind	Laptime
3		1:26.232	3		1:26.008	33		1:25.750	33		1:27.105	3		1:26.944
33	1.198	1:25.112	33	0.251	1:25.061	3	1.504	1:27.505	3	1.080	1:26.681	13	1 LAP	1:26.378
51	2.625	1:26.471	26	1 LAP	1:45.415	5	1 LAP	1:33.291	70	3 LAPS	5:35.327P	70	3 LAPS	1:40.076
20	6.654	1:27.867	51	4.244	1:27.627	51	4.912	1:26.669	5	1 LAP	1:33.967	5	1 LAP	1:37.296
1	12.475	1:28.294	20	8.359	1:27.713	20	10.980	1:28.622	13	1 LAP	1:27.503	1	1 LAP	2:57.561P
13	1 LAP	1:26.937	32	1 LAP	1:37.812	13	1 LAP	1:26.856	32	1 LAP	1:36.676	15	33.991	1:29.277
8	1 LAP	1:40.565	13	1 LAP	1:25.671	1	21.926	1:32.321	15	32.738	1:30.662	20	1 LAP	3:24.569P
14	2 LAPS	3:17.482P	1	15.606	1:29.139	32	1 LAP	1:39.302	26	1 LAP	1:43.541	32	1 LAP	1:36.851
15	19.986	1:30.601	15	25.717	1:31.739	26	1 LAP	1:47.478	10	3 LAPS	1:39.162	51	1 LAP	3:33.836P
43	1 LAP	1:38.660	8	1 LAP	1:40.249	15	29.181	1:29.465	8	1 LAP	1:38.966	10	3 LAPS	1:39.520
45	52.269	1:37.830	14	2 LAPS	1:43.546	10	3 LAPS	2:25.233	14	2 LAPS	1:36.651	26	1 LAP	1:46.673
10	2 LAPS	1:35.667	43	1 LAP	1:38.750	8	1 LAP	1:39.542	43	1 LAP	1:41.255	14	2 LAPS	1:34.951
4	1:09.843	1:28.843	45	1:03.895	1:37.634	14	2 LAPS	1:35.294	4	1:23.176	1:30.568	8	1 LAP	1:38.968
7	1:10.837	1:26.970	7	1:12.434	1:27.605	43	1 LAP	1:38.059	45	1:26.873	1:38.647	4	1:24.558	1:29.406
5	1:23.610	1:33.312	4	1:14.351	1:30.516	45	1:15.331	1:37.437				43	1 LAP	1:41.005
						4	1:19.713	1:31.363				45	1:36.970	1:38.121
												13	1:38.373	1:26.132
												33	1:44.034	3:12.058P
												70	2 LAPS	1:30.825
												1	2:00.629	1:36.271
												5	2:02.618	1:41.592
												20	2:14.790	1:34.370
												32	2:16.425	1:35.638
												51	2:19.333	1:35.714
												14	1 LAP	1:36.582
												10	2 LAPS	1:48.092
												26	2:46.092	1:46.315
												8	2:46.581	1:41.173

Car No 33 - Not Classified - Not running at Red Flag  
Weather : Sunny / Dry

Brands Hatch  
Circuit Length = 2.6228 miles.  
Start: 15:41 End: 16:10

**Britsports  
LAP CHART FOR RACE 3**


(contd.)

Lap 16			Lap 17			Lap 18			Lap 19			Lap 20		
No	Behind	Laptime	No	Behind	Laptime	No	Behind	Laptime	No	Behind	Laptime	No	Behind	Laptime
4		1:27.871												
13	14.971	1:29.027												
43	1 LAP	1:38.407												
45	21.562	1:37.021												
33	22.807	1:31.202												
70	2 LAPS	1:32.289												
15	29.032	2:47.470P												
1	37.112	1:28.912												
20	49.548	1:27.187												
3	50.487	3:42.916P												
51	55.160	1:28.256												
5	56.572	1:46.383												
32	59.465	1:35.469												
14	1 LAP	1:34.626												
10	2 LAPS	1:37.681												
8	1:32.570	1:38.418												

Car No 33 - Not Classified - Not running at Red Flag  
Weather : Sunny / Dry

Brands Hatch  
Circuit Length = 2.6228 miles.  
Start: 15:41 End: 16:10

# Britsports GRID FOR RACE 9

ROW 9	7 HEAPS	69 DAVIES/BRIGGS
ROW 8	10 LOUCAIDES/DIMITRIOU	33 RICHARDSON/DEVLIN
ROW 7	14 HIGSON/WILDS	70 ROBERTS/LAKE
ROW 6	26 BAMFORD	43 CURTIS
ROW 5	5 ALPASS	8 KRAYEM
ROW 4	3 MOUNTAIN/BARDWELL	51 OLDERSHAW/COPELAND
ROW 3	1 FREEMAN/FREEMAN	20 CHRISTOPHER/FLUX
ROW 2	45 BERNANS/BERNANS	15 CROYDON/MARDLIN
ROW 1	4 SPOONER	13 SHELTON/GREENSALL
<b>POLE</b>		
		

Weather : Sunny / Dry

These results are provisional until the conclusion of any judicial and technical matters.

Brands Hatch  
Circuit Length = 2.6228 miles.

Clerk of Course:

Stewards:

Timekeeper:

# Britsports

## PROVISIONAL RESULT - RACE 9

POS	NO	CL	DRIVER	NAT	CAR	TIME	LAPS	GAP	MPH	BEST
1	13	1	SHELTON/GREENSALL		Yamitsu BO100X	1:00:14.016	40		104.52	1:23.825
2	20	1	CHRISTOPHER/FLUX		Prosport L3000	1:00:27.354	40	13.338	104.14	1:25.956
3	3	1	MOUNTAIN/BARDWELL		Juno SS3	1:00:56.311	40	42.295	103.31	1:26.477
4	69	1	DAVIES/BRIGGS		Juno SS3	1:01:13.640	40	59.624	102.82	1:25.921
5	15	2	CROYDON/MARDLIN		Juno SS3-CN	1:01:31.609	40	1:17.593	102.32	1:28.424
6	1	2	FREEMAN/FREEMAN		Radical Prosport	1:00:52.228	39	1 LAP	100.84	1:27.566
7	70	1	ROBERTS/LAKE		Juno Sports Prototype	1:01:28.983	39	1 LAP	99.84	1:28.891
8	5	2	Sam ALPASS		Juno SS3-CN	1:00:26.813	38	2 LAPS	98.94	1:31.427
9	10	2	LOUCAIDES/DIMITRIOU		Chiron LMP3-04	1:01:46.762	37	3 LAPS	94.26	1:34.432
10	45	3	BERNANS/BERNANS		Radical SR3	1:00:37.724	35	5 LAPS	90.86	1:36.304
11	8	3	David KRAYEM		Radical Prosport	1:00:54.479	35	5 LAPS	90.44	1:34.807
12	43	2	William CURTIS		Prosport LM3000	1:00:31.032	34	6 LAPS	88.43	1:37.217
13	26	3	Peter BAMFORD		Radical SR3	1:00:17.682	32	8 LAPS	83.53	1:40.881
NOT CLASSIFIED										
14	2		HIGSON/WILDS		Gunn TS7	38:20.604	22	D.N.F.	90.32	1:34.945
51	1		OLDERSHAW/COPELAND		Juno SS2 V6	41:00.652	20	D.N.F.	76.77	1:26.493
FASTEST LAP										
13	1		SHELTON/GREENSALL		Yamitsu BO100X	1:23.825	37	112.64mph		181.27kph
1	2		FREEMAN/FREEMAN		Radical Prosport	1:27.566	5	107.82mph		173.53kph
8	3		David KRAYEM		Radical Prosport	1:34.807	12	99.59mph		160.27kph

Weather : Sunny / Dry

These results are provisional until the conclusion of any judicial and technical matters.

Brands Hatch

Circuit Length = 2.6228 miles.

Start: 14:58 End: 15:58

Clerk of Course:	Stewards:	Timekeeper:
------------------	-----------	-------------

**Britsports  
LAP CHART FOR RACE 9**

Lap 1			Lap 2			Lap 3			Lap 4			Lap 5		
No	Behind	Laptime	No	Behind	Laptime	No	Behind	Laptime	No	Behind	Laptime	No	Behind	Laptime
20		1:34.171	20		1:27.418	20		1:27.095	20		1:27.427	20		1:27.579
15	0.954	1:35.125	51	2.526	1:28.486	51	1.924	1:26.493	51	1.248	1:26.751	51	0.502	1:26.833
1	1.357	1:35.528	1	3.072	1:29.133	69	4.188	1:26.485	69	2.682	1:25.921	69	1.317	1:26.214
51	1.458	1:35.629	15	3.994	1:30.458	1	4.330	1:28.353	1	5.318	1:28.415	1	5.305	1:27.566
13	1.759	1:35.930	13	4.478	1:30.137	15	6.379	1:29.480	15	7.661	1:28.709	15	8.506	1:28.424
69	3.130	1:37.301	69	4.798	1:29.086	13	7.249	1:29.866	13	8.398	1:28.576	13	10.396	1:29.577
3	3.398	1:37.569	3	7.139	1:31.159	3	9.827	1:29.783	3	11.622	1:29.222	3	13.034	1:28.991
8	8.000	1:42.171	70	13.714	1:32.962	70	18.436	1:31.817	70	22.675	1:31.666	70	25.463	1:30.367
70	8.170	1:42.341	5	17.946	1:36.611	5	23.304	1:32.453	5	28.193	1:32.316	5	32.731	1:32.117
5	8.753	1:42.924	8	18.862	1:38.280	8	28.770	1:37.003	8	38.646	1:37.303	8	47.279	1:36.212
45	10.020	1:44.191	45	19.394	1:36.792	45	29.224	1:36.925	45	39.114	1:37.317	45	47.839	1:36.304
10	11.256	1:45.427	10	21.183	1:37.345	10	30.125	1:36.037	10	39.605	1:36.907	10	48.213	1:36.187
43	14.576	1:48.747	43	30.385	1:43.227	43	44.770	1:41.480	43	57.908	1:40.565	43	1:11.066	1:40.737
14	17.015	1:51.186	14	32.596	1:42.999	14	48.205	1:42.704	14	1:03.026	1:42.248	14	1:18.104	1:42.657
26	17.563	1:51.734	26	33.406	1:43.261	26	48.955	1:42.644	26	1:03.798	1:42.270	26	1:18.969	1:42.750

**Britsports  
LAP CHART FOR RACE 9**

(contd.)

Lap 6			Lap 7			Lap 8			Lap 9			Lap 10		
No	Behind	Laptime	No	Behind	Laptime	No	Behind	Laptime	No	Behind	Laptime	No	Behind	Laptime
51		1:27.083	51		1:27.659	51		1:27.166	51		1:27.449	51		1:26.582
20	0.890	1:28.475	20	2.600	1:29.369	69	3.887	1:27.514	69	3.465	1:27.027	69	3.322	1:26.439
69	1.806	1:28.074	69	3.539	1:29.392	20	6.458	1:31.024	20	8.436	1:29.427	20	9.904	1:28.050
1	5.567	1:27.847	1	7.031	1:29.123	1	8.542	1:28.677	1	9.581	1:28.488	1	11.298	1:28.299
15	9.832	1:28.911	14	1 LAP	1:44.941	43	1 LAP	1:41.781	15	16.080	1:30.179	15	18.252	1:28.754
13	14.274	1:31.463	26	1 LAP	1:45.588	15	13.350	1:29.287	3	23.092	1:30.579	3	24.809	1:28.299
3	14.678	1:29.229	15	11.229	1:29.056	3	19.962	1:30.615	43	1 LAP	1:40.590	43	1 LAP	1:40.181
70	28.008	1:30.130	3	16.513	1:29.494	14	1 LAP	1:43.415	13	31.568	1:34.359	13	38.377	1:33.391
5	36.573	1:31.427	13	19.308	1:32.693	13	24.658	1:32.516	45	1 LAP	2:25.309	70	42.831	1:30.127
8	56.072	1:36.378	70	30.401	1:30.052	26	1 LAP	1:43.933	70	39.286	1:33.578	45	1 LAP	1:38.055
45	56.758	1:36.504	5	40.506	1:31.592	70	33.157	1:29.922	14	1 LAP	1:43.464	5	55.441	1:32.913
10	57.333	1:36.705	8	1:05.015	1:36.602	5	44.879	1:31.539	26	1 LAP	1:43.099	14	1 LAP	1:43.569
43	1:24.516	1:41.035	45	1:05.501	1:36.402	8	1:15.676	1:37.827	5	49.110	1:31.680	26	1 LAP	1:42.156
			10	1:06.051	1:36.377	10	1:16.012	1:37.127	8	1:24.471	1:36.244			
									10	1:25.295	1:36.732			

**Britsports  
LAP CHART FOR RACE 9**

(contd.)

Lap 11			Lap 12			Lap 13			Lap 14			Lap 15		
No	Behind	Laptime	No	Behind	Laptime	No	Behind	Laptime	No	Behind	Laptime	No	Behind	Laptime
69		1:27.676	69		1:27.250	69		1:28.094	69		1:27.622	69		1:28.535
8	1 LAP	1:37.110	51	4.203	1:27.338	51	3.723	1:27.614	51	5.237	1:29.136	20	9.705	1:28.552
51	4.115	1:35.113	20	8.693	1:29.148	20	8.482	1:27.883	14	2 LAPS	1:42.712	1	16.491	1:31.108
10	1 LAP	1:37.422	8	1 LAP	1:36.180	1	13.262	1:28.330	20	9.688	1:28.828	3	23.124	1:27.916
20	6.795	1:27.889	1	13.026	1:30.948	8	1 LAP	1:34.807	26	2 LAPS	1:44.454	14	2 LAPS	1:43.634
1	9.328	1:29.028	10	1 LAP	1:35.821	15	21.276	1:31.221	1	13.918	1:28.278	15	23.898	1:29.347
15	16.324	1:29.070	15	18.149	1:29.075	10	1 LAP	1:36.805	15	23.086	1:29.432	26	2 LAPS	1:41.876
3	22.240	1:28.429	3	23.366	1:28.376	3	23.138	1:27.866	3	23.743	1:28.227	8	1 LAP	1:36.653
70	41.713	1:29.880	70	43.795	1:29.332	70	45.276	1:29.575	8	1 LAP	1:36.354	10	1 LAP	1:38.369
43	1 LAP	1:39.303	43	1 LAP	1:39.087	5	1:04.924	1:31.864	10	1 LAP	1:36.587	70	48.741	1:29.850
45	1 LAP	1:38.747	5	1:01.154	1:32.039	43	1 LAP	1:40.228	70	47.426	1:29.772	13	1 LAP	1:24.775
5	56.365	1:31.922	45	1 LAP	1:39.081	13	1 LAP	1:32.671	5	1:09.356	1:32.054	5	1:13.025	1:32.204
14	1 LAP	1:41.320	13	1 LAP	3:28.698P	45	1 LAP	1:38.132	13	1 LAP	1:26.235			
26	1 LAP	1:42.329	14	1 LAP	1:41.093				43	1 LAP	1:38.757			
			26	1 LAP	1:40.881				45	1 LAP	1:37.483			

**Britsports  
LAP CHART FOR RACE 9**

(contd.)

Lap 16			Lap 17			Lap 18			Lap 19			Lap 20		
No	Behind	Laptime	No	Behind	Laptime	No	Behind	Laptime	No	Behind	Laptime	No	Behind	Laptime
69		1:28.677	69		1:27.954	69		1:27.684	69		1:28.108	3		1:28.413
43	2 LAPS	1:38.362	20	9.177	1:28.259	1	1 LAP	2:55.767P	3	22.359	1:27.581	1	1 LAP	1:28.560
45	2 LAPS	1:38.135	43	2 LAPS	1:38.852	3	22.886	1:28.348	1	1 LAP	1:34.302	15	11.783	1:29.353
20	8.872	1:27.844	45	2 LAPS	1:38.777	43	2 LAPS	1:38.411	15	33.202	1:30.274	20	1 LAP	1:34.519
1	18.379	1:30.565	3	22.222	1:28.118	45	2 LAPS	1:37.866	20	1 LAP	3:23.206P	45	2 LAPS	1:37.841
3	22.058	1:27.611	15	28.369	1:30.932	15	31.036	1:30.351	45	2 LAPS	1:38.138	13	1 LAP	1:25.740
15	25.391	1:30.170	14	3 LAPS	3:06.222P	14	3 LAPS	1:40.100	14	3 LAPS	1:35.670	14	3 LAPS	1:35.535
26	2 LAPS	1:43.478	8	1 LAP	1:36.894	13	1 LAP	1:26.105	13	1 LAP	1:24.798	8	1 LAP	1:36.366
8	1 LAP	1:36.561	26	2 LAPS	1:42.193	8	1 LAP	1:38.153	8	1 LAP	1:37.423	70	1 LAP	1:31.456
10	1 LAP	1:37.726	13	1 LAP	1:24.221	26	2 LAPS	1:42.586	10	1 LAP	1:39.669	10	1 LAP	1:38.721
70	50.906	1:30.842	10	1 LAP	1:38.253	10	1 LAP	1:38.010	26	2 LAPS	1:44.149	5	1:12.167	1:32.888
13	1 LAP	1:24.030	5	1:20.555	1:32.100	70	1 LAP	3:25.038P	70	1 LAP	1:37.020	26	2 LAPS	1:43.165
5	1:16.409	1:32.061				5	1:24.676	1:31.805	5	1:30.051	1:33.483			

**Britsports  
LAP CHART FOR RACE 9**

(contd.)

Lap 21			Lap 22			Lap 23			Lap 24			Lap 25		
No	Behind	Laptime	No	Behind	Laptime	No	Behind	Laptime	No	Behind	Laptime	No	Behind	Laptime
3		1:28.487	15		1:29.496	15		1:30.179	15		1:30.973	15		1:30.131
69	1 LAP	3:22.980P	20	1 LAP	1:26.476	20	1 LAP	1:26.553	13	1 LAP	1:26.738	69	1 LAP	1:28.761
1	1 LAP	1:29.129	13	1 LAP	1:24.896	69	1 LAP	1:40.069	69	1 LAP	1:30.281	3	1 LAP	1:26.858
15	12.587	1:29.291	51	7 LAPS	12:36.172P	45	3 LAPS	2:41.906P	43	5 LAPS	1:40.354	43	5 LAPS	1:38.496
20	1 LAP	1:27.441	14	3 LAPS	1:35.666	13	1 LAP	1:25.270	3	1 LAP	1:31.687	51	7 LAPS	1:31.162
13	1 LAP	1:25.724	70	1 LAP	1:30.568	3	1 LAP	3:25.934P	45	3 LAPS	1:52.100	45	3 LAPS	1:44.559
45	2 LAPS	1:38.465	8	1 LAP	1:36.692	51	7 LAPS	1:41.325	51	7 LAPS	1:29.732	14	3 LAPS	1:35.419
14	3 LAPS	1:34.945	5	1:06.319	1:32.049	14	3 LAPS	1:35.669	14	3 LAPS	1:35.436	70	1 LAP	1:28.891
8	1 LAP	1:37.879	1	1:18.829	1:29.424	26	3 LAPS	2:37.631P	70	1 LAP	1:29.300	1	1:14.728	1:30.237
70	1 LAP	1:29.059	43	4 LAPS	1:45.996	70	1 LAP	1:29.078	5	1:13.888	1:34.750	5	1:15.993	1:32.236
5	1:16.353	1:32.673				8	1 LAP	1:37.160	1	1:14.622	1:28.960	20	1:19.101	1:26.520
43	4 LAPS	5:43.084P				5	1:10.111	1:33.971	26	3 LAPS	1:52.236	13	1:21.491	1:24.776
10	1 LAP	1:37.536				10	2 LAPS	3:06.809P	20	1:22.712	1:27.030	69	1:30.297	1:28.781
26	2 LAPS	1:42.811				1	1:16.635	1:27.985	13	1:26.846	1:25.984	26	3 LAPS	1:44.004
1	1:31.488	1:28.356				20	1:26.655	1:26.596	10	2 LAPS	1:45.991			
69	1:35.771	1:32.050												

**Britsports  
LAP CHART FOR RACE 9**

(contd.)

Lap 26			Lap 27			Lap 28			Lap 29			Lap 30		
No	Behind	Laptime	No	Behind	Laptime	No	Behind	Laptime	No	Behind	Laptime	No	Behind	Laptime
15		1:32.391	15		1:30.468	13		1:25.066	13		1:24.473	13		1:25.537
10	3 LAPS	1:38.701	3	1 LAP	1:28.040	20	2.264	1:27.013	20	4.594	1:26.803	8	4 LAPS	1:37.514
3	1 LAP	1:27.195	26	4 LAPS	1:43.807	1	4.476	1:30.104	1	8.605	1:28.602	20	5.654	1:26.597
43	5 LAPS	1:37.217	10	3 LAPS	1:37.965	15	14.503	2:49.889P	5	1 LAP	2:55.975P	1	12.194	1:29.126
51	7 LAPS	1:30.785	43	5 LAPS	1:37.690	69	16.862	1:28.270	69	21.811	1:29.422	69	25.896	1:29.622
45	3 LAPS	1:45.505	8	4 LAPS	5:18.850P	70	1 LAP	1:32.699	15	25.042	1:35.012	3	27.225	1:27.232
1	1:11.377	1:29.040	51	7 LAPS	1:32.144	3	22.501	1:27.417	3	25.530	1:27.502	5	1 LAP	1:39.864
20	1:13.780	1:27.070	1	1:09.758	1:28.849	45	3 LAPS	1:48.571	70	1 LAP	1:32.228	70	1 LAP	1:30.474
13	1:14.389	1:25.289	13	1:10.320	1:26.399	10	2 LAPS	1:37.829	45	3 LAPS	1:43.845	15	31.776	1:32.271
70	1 LAP	1:53.196P	20	1:10.637	1:27.325	26	3 LAPS	1:42.363	10	2 LAPS	1:38.220	45	3 LAPS	1:43.936
5	1:17.819	1:34.217	45	3 LAPS	1:47.337	43	4 LAPS	1:38.904	43	4 LAPS	1:37.571	10	2 LAPS	1:36.758
69	1:26.064	1:28.158	5	1:20.144	1:32.793	8	3 LAPS	1:37.286	26	3 LAPS	1:43.953			
			70	1 LAP	1:35.482									
			69	1:23.978	1:28.382									
			3	1:30.470	1:26.981									
			10	2 LAPS	1:39.494									
			26	3 LAPS	1:43.181									
			43	4 LAPS	1:37.653									
			8	3 LAPS	1:50.946									

**Britsports  
LAP CHART FOR RACE 9**

(contd.)

Lap 31			Lap 32			Lap 33			Lap 34			Lap 35		
No	Behind	Laptime	No	Behind	Laptime	No	Behind	Laptime	No	Behind	Laptime	No	Behind	Laptime
13		1:26.919	13		1:26.022	13		1:25.507	13		1:24.951	13		1:23.972
43	5 LAPS	1:38.625	10	3 LAPS	1:36.721	20	8.219	1:27.665	20	10.027	1:26.759	20	12.831	1:26.776
20	5.463	1:26.728	20	6.061	1:26.620	45	4 LAPS	1:44.075	1	25.733	1:29.841	1	30.177	1:28.416
26	4 LAPS	1:42.714	43	5 LAPS	1:37.464	10	3 LAPS	1:37.238	45	4 LAPS	1:42.910	3	37.962	1:27.891
1	14.457	1:29.182	1	17.115	1:28.680	1	20.843	1:29.235	10	3 LAPS	1:39.157	69	38.287	1:28.667
8	4 LAPS	1:37.851	69	29.488	1:28.597	43	5 LAPS	1:38.621	69	33.592	1:27.334	10	3 LAPS	1:38.800
69	26.913	1:27.936	3	29.571	1:28.083	69	31.209	1:27.228	3	34.043	1:26.764	45	4 LAPS	1:42.003
3	27.510	1:27.204	8	4 LAPS	1:41.120	3	32.230	1:28.166	43	5 LAPS	1:38.455	70	1 LAP	1:29.747
70	1 LAP	1:29.818	26	4 LAPS	1:47.293	70	1 LAP	1:30.943	70	1 LAP	1:29.486	43	5 LAPS	1:38.221
15	35.741	1:30.884	70	1 LAP	1:29.214	8	4 LAPS	1:37.698	15	50.001	1:30.975	15	56.401	1:30.372
5	1 LAP	1:33.226	15	39.644	1:29.925	15	43.977	1:29.840	8	4 LAPS	1:39.234	5	1 LAP	1:33.283
45	3 LAPS	1:43.150	5	1 LAP	1:32.241	5	1 LAP	1:32.778	5	1 LAP	1:33.216	8	4 LAPS	1:38.339
						26	4 LAPS	1:46.305						

**Britsports  
LAP CHART FOR RACE 9**

(contd.)

Lap 36			Lap 37			Lap 38			Lap 39			Lap 40		
No	Behind	Laptime	No	Behind	Laptime	No	Behind	Laptime	No	Behind	Laptime	No	Behind	Laptime
13		1:23.846	13		1:23.825	13		1:25.372	13		1:27.954	13		1:29.715
20	15.419	1:26.434	8	5 LAPS	1:37.789	5	2 LAPS	1:33.835	43	6 LAPS	1:37.865	26	8 LAPS	1:45.439
1	34.708	1:28.377	20	17.639	1:26.045	8	5 LAPS	1:38.625	5	2 LAPS	1:35.182	5	2 LAPS	1:33.639
3	41.196	1:27.080	3	44.371	1:27.000	20	18.223	1:25.956	45	5 LAPS	1:42.169	20	13.338	1:26.244
69	42.315	1:27.874	69	46.201	1:27.711	1	1 LAP	2:49.559P	20	16.809	1:26.540	43	6 LAPS	1:37.984
10	3 LAPS	1:34.629	26	7 LAPS	5:31.905P	3	45.740	1:26.741	8	5 LAPS	1:39.543	45	5 LAPS	1:41.093
70	1 LAP	1:29.797	70	1 LAP	1:30.320	69	47.779	1:26.950	1	1 LAP	1:32.020	1	1 LAP	1:28.791
15	1:04.028	1:31.473	10	3 LAPS	1:36.703	70	1 LAP	1:31.379	3	44.263	1:26.477	8	5 LAPS	1:43.432
45	4 LAPS	1:42.650	15	1:10.517	1:30.314	15	1:15.895	1:30.750	69	46.667	1:26.842	3	42.295	1:27.747
43	5 LAPS	1:37.615	45	4 LAPS	1:41.451	26	7 LAPS	1:51.494	70	1 LAP	1:30.507	69	59.624	1:42.672
5	1 LAP	1:32.893	43	5 LAPS	1:37.874	10	3 LAPS	1:37.240	15	1:18.044	1:30.103	70	1 LAP	1:31.070
									10	3 LAPS	1:36.312	15	1:17.593	1:29.264
												10	3 LAPS	1:34.432

# Britcar

## QUALIFYING FOR RACE 4

POS	NO	CL	DRIVER	NAT	CAR	TIME	LAPS	GAP	MPH
1	5	1	CHAMBERLAIN/ALLEN		Porsche 935 Replica	1:31.723	15		102.94
2	17	2	SLATER/SUMPTER		Porsche GT3R	1:32.455	16	0.732	102.12
3	66	2	DRAYSON/STRETTON		Aston Martin DBR S9 GT3	1:32.534	17	0.811	102.03
4	44	2	McCORMICK/LOCKIE		Ferrari 360 Challenge	1:32.550	10	0.827	102.02
5	6	3	MERCER/BULLOCK		Marcos Mantis	1:33.832	12	2.109	100.62
6	7	1	GRIFFIN/HYDE		Vauxhall Manaro V8	1:34.191	15	2.468	100.24
7	18	1	COOK/PELLE		Porsche GT3 RS	1:35.106	15	3.383	99.28
8	3	3	FIRMAN/MORRIS		Porsche 911 GT3 Cup	1:35.805	13	4.082	98.55
9	98	1	Paul LIVESEY		Porsche 996 RSR	1:36.054	17	4.331	98.30
10	39	1	MUSTILL/HALL		Opel Omega V8 Star	1:36.657	8	4.934	97.68
11	31	3	HOPKINS/RODRIGUES		BMW M3 E46	1:37.248	16	5.525	97.09
12	29	1	SEBASTIANI/JONES/MOT		Ferrari F40 V12	1:37.324	16	5.601	97.01
13	166	3	Marcus CLUTTON		Marcos Mantis GT	1:37.834	13	6.111	96.51
14	4	3	HARRISON/GOMEZ		Marcos Mantis	1:37.838	13	6.115	96.50
15	26	3	Colin SIMPSON		Marcos Mantis V8	1:38.505	14	6.782	95.85
16	2	3	GILBERT/GILBERT		TVR Sagaris	1:38.592	10	6.869	95.76
17	10	3	HANCOCK/SMART		Marcos Mantis	1:39.788	16	8.065	94.62
18	42	2	BACK/RUHAN		Ferrari 360	1:39.936	14	8.213	94.48
19	46	1	KEATING.POWELL		Marcos LM500	1:43.399	12	11.676	91.31
20	50	3	AGYETON/COYNE		BMW M3 E46	1:43.731	9	12.008	91.02
21	321	3	Laurence GOOSHOUWER		BMW Compact E46	1:45.825	16	14.102	89.22

Weather : Sunny / Dry

These results are provisional until the conclusion of any judicial and technical matters.

Brands Hatch

Circuit Length = 2.6228 miles.

Start: 11:08 End: 11:38

Clerk of Course:

Stewards:

Timekeeper:

# Britcar

## LAP ANALYSIS - QUALIFYING RACE 4

<b>2</b>	<b>GILBERT/GILBERT</b>	TVR Sagaris	
1 - 2:33.642	6 - 1:42.367		
2 - 1:43.947	7 - 4:07.338P		
3 - 1:38.667	8 - 1:58.233		
4 - <b>1:38.592</b>	9 - 1:46.913		
5 - 1:39.626	10 - 2:08.603		
<b>3</b>	<b>FIRMAN/MORRIS</b>	Porsche 911 GT3 Cup	
1 - 2:02.649	6 - 1:39.808	11 - 1:42.268	
2 - 1:38.876	7 - <b>1:35.805</b>	12 - 1:44.698	
3 - 1:37.941	8 - 3:02.511P	13 - 1:42.276	
4 - 1:37.431	9 - 1:50.445		
5 - 1:40.649	10 - 1:42.285		
<b>4</b>	<b>HARRISON/GOMEZ</b>	Marcos Mantis	
1 - 2:33.003	6 - 1:44.272	11 - 1:38.401	
2 - 1:46.824	7 - 3:18.679P	12 - <b>1:37.838</b>	
3 - 1:43.170	8 - 1:45.853	13 - 1:41.523	
4 - 1:41.532	9 - 1:38.145		
5 - 1:40.970	10 - 1:40.603		
<b>5</b>	<b>CHAMBERLAIN/ALLEN</b>	Porsche 935 Replica	
1 - 2:19.698	6 - 3:31.992P	11 - 2:04.931	
2 - 1:48.222	7 - 1:43.537	12 - 1:47.492	
3 - 1:42.015	8 - 1:32.169	13 - 4:31.839P	
4 - 1:39.486	9 - 1:34.222	14 - 1:50.568	
5 - 1:39.397	10 - 1:33.737	15 - <b>1:31.723</b>	
<b>6</b>	<b>MERCER/BULLOCK</b>	Marcos Mantis	
1 - 2:23.204	6 - 1:37.929	11 - 1:38.905	
2 - 1:45.062	7 - 3:23.985P	12 - <b>1:33.832</b>	
3 - 1:40.659	8 - 1:48.291		
4 - 1:39.909	9 - 1:36.482		
5 - 1:36.931	10 - 1:41.225		
<b>7</b>	<b>GRIFFIN/HYDE</b>	Vauxhall Manaro V8	
1 - 2:21.530	6 - 8:02.969P	11 - 1:37.260	
2 - 1:38.488	7 - 1:48.728	12 - 1:36.773	
3 - 1:35.162	8 - 1:38.050	13 - 1:36.029	
4 - 1:34.486	9 - 1:37.038	14 - 1:35.881	
5 - <b>1:34.191</b>	10 - 1:35.316	15 - 1:36.252	
<b>10</b>	<b>HANCOCK/SMART</b>	Marcos Mantis	
1 - 3:36.132	6 - 1:40.446	11 - 1:56.579	16 - 1:41.287
2 - 1:44.275	7 - 1:39.902	12 - 1:44.164	
3 - 1:42.151	8 - 1:40.264	13 - 1:43.462	
4 - 1:40.934	9 - <b>1:39.788</b>	14 - 1:43.842	
5 - 1:40.970	10 - 3:03.383P	15 - 1:41.890	

Weather : Sunny / Dry

# Britcar

## LAP ANALYSIS - QUALIFYING RACE 4

(contd.)

<b>17</b>	<b>SLATER/SUMPTER</b>	Porsche GT3R	
1 - 2:19.710	6 - 1:38.036	11 - 1:38.767	16 - 1:32.523
2 - 1:42.365	7 - 1:34.067	12 - 1:32.585	
3 - 1:40.265	8 - 4:15.234P	13 - <b>1:32.455</b>	
4 - 1:33.830	9 - 1:56.103	14 - 1:50.365	
5 - 1:44.741	10 - 1:40.909	15 - 1:45.798	
<b>18</b>	<b>COOK/PELLE</b>	Porsche GT3 RS	
1 - 2:52.633	6 - 1:38.170	11 - 1:40.474	
2 - 1:38.177	7 - 3:45.514P	12 - 1:36.604	
3 - 4:01.484P	8 - 1:48.223	13 - 2:09.672P	
4 - 1:49.170	9 - 1:41.400	14 - 1:39.454	
5 - 1:38.517	10 - 1:37.163	15 - <b>1:35.106</b>	
<b>26</b>	<b>Colin SIMPSON</b>	Marcos Mantis V8	
1 - 2:28.377	6 - 1:41.373	11 - 1:39.771	
2 - 1:51.504	7 - 1:39.587	12 - 2:19.113	
3 - 1:53.320	8 - 1:39.343	13 - 1:39.984	
4 - 1:54.543	9 - 1:39.236	14 - 1:41.117	
5 - 1:46.584	10 - <b>1:38.505</b>		
<b>29</b>	<b>SEBASTIANI/JONES/MOT</b>	Ferrari F40 V12	
1 - 3:27.112	6 - 1:39.481	11 - 1:45.998	16 - 1:43.023
2 - 1:46.057	7 - 1:39.847	12 - 1:46.680	
3 - 1:42.801	8 - <b>1:37.324</b>	13 - 1:45.152	
4 - 1:43.495	9 - 3:09.607P	14 - 1:45.578	
5 - 1:40.856	10 - 1:55.858	15 - 1:43.678	
<b>31</b>	<b>HOPKINS/RODRIGUES</b>	BMW M3 E46	
1 - 2:55.476	6 - 1:41.483	11 - 1:38.061	16 - 1:37.944
2 - 1:45.461	7 - 1:40.697	12 - 1:38.480	
3 - 1:43.326	8 - 3:20.113P	13 - 3:06.970P	
4 - 1:42.268	9 - 1:52.184	14 - 1:47.145	
5 - 1:43.768	10 - 1:42.134	15 - <b>1:37.248</b>	
<b>39</b>	<b>MUSTILL/HALL</b>	Opel Omega V8 Star	
1 - 3:07.288	6 - 1:37.602		
2 - 1:43.854	7 - <b>1:36.657</b>		
3 - 1:39.117	8 - 4:00.892P		
4 - 1:38.113			
5 - 1:42.031			
<b>42</b>	<b>BACK/RUHAN</b>	Ferrari 360	
1 - 2:24.228	6 - 4:33.306P	11 - 1:41.480	
2 - 1:46.277	7 - 1:54.308	12 - 1:40.046	
3 - 1:44.753	8 - 1:42.049	13 - 1:40.105	
4 - 1:44.407	9 - 1:43.197	14 - 1:40.107	
5 - 1:42.756	10 - <b>1:39.936</b>		

Weather : Sunny / Dry

**Britcar****LAP ANALYSIS - QUALIFYING RACE 4**

(contd.)

<b>44</b>	<b>McCORMICK/LOCKIE</b>	Ferrari 360 Challenge			
1 -	4:35.086	6 -	3:36.659P		
2 -	1:45.049	7 -	1:51.085		
3 -	1:39.553	8 -	1:34.900		
4 -	1:37.865	9 -	1:34.303		
5 -	1:37.809	10 -	<b>1:32.550</b>		
<b>46</b>	<b>KEATING.POWELL</b>	Marcos LM500			
1 -	6:32.313P	6 -	2:11.437	11 -	1:43.731
2 -	2:01.599	7 -	1:51.866	12 -	1:44.722
3 -	1:48.860	8 -	1:44.596		
4 -	1:44.458	9 -	1:47.062		
5 -	4:50.821P	10 -	<b>1:43.399</b>		
<b>50</b>	<b>AGYETON/COYNE</b>	BMW M3 E46			
1 -	5:44.383	6 -	2:02.481		
2 -	1:47.826	7 -	<b>1:43.731</b>		
3 -	1:48.073	8 -	2:33.412		
4 -	5:13.517P	9 -	1:45.161		
5 -	1:57.932				
<b>66</b>	<b>DRAYSON/STRETTON</b>	Aston Martin DBR S9 GT3			
1 -	2:17.378	6 -	1:56.945	11 -	1:34.947
2 -	1:36.557	7 -	4:01.618P	12 -	1:38.049
3 -	1:33.434	8 -	1:43.726	13 -	1:40.425
4 -	1:47.835	9 -	1:35.498	14 -	1:39.004
5 -	<b>1:32.534</b>	10 -	1:38.090	15 -	1:36.829
<b>98</b>	<b>Paul LIVESEY</b>	Porsche 996 RSR			
1 -	2:29.241	6 -	1:38.319	11 -	1:36.725
2 -	1:42.555	7 -	1:39.300	12 -	1:37.541
3 -	1:39.381	8 -	3:12.927P	13 -	1:38.416
4 -	1:39.008	9 -	1:45.203	14 -	1:37.142
5 -	1:38.987	10 -	1:37.622	15 -	<b>1:36.054</b>
<b>166</b>	<b>Marcus CLUTTON</b>	Marcos Mantis GT			
1 -	2:42.966	6 -	1:50.193	11 -	1:40.545
2 -	1:45.938	7 -	1:41.278	12 -	<b>1:37.834</b>
3 -	1:44.698	8 -	1:40.718	13 -	1:39.075
4 -	1:42.190	9 -	1:38.793		
5 -	3:58.443P	10 -	1:38.195		
<b>321</b>	<b>Laurence GOOSHOUWER</b>	BMW Compact E46			
1 -	2:35.863	6 -	1:46.672	11 -	1:52.016
2 -	1:48.776	7 -	<b>1:45.825</b>	12 -	1:47.018
3 -	1:50.883	8 -	1:46.007	13 -	1:46.370
4 -	1:50.970	9 -	1:47.042	14 -	1:46.262
5 -	1:47.331	10 -	3:34.873P	15 -	1:47.006

Weather : Sunny / Dry

msttimina.com

Page 3 of 3


Brands Hatch

Circuit Length = 2.6228 miles.

Start: 11:08 End: 11:38

Printed - 11:42 Saturday, 17 June 2006

**Britcar  
GRID FOR RACE 4**

ROW 11	321	GOOSHOUWER	
ROW 10	46	KEATING.POWELL	50 AGYETON/COYNE
ROW 9	10	HANCOCK/SMART	42 BACK/RUHAN
ROW 8	26	SIMPSON	2 GILBERT/GILBERT
ROW 7	166	CLUTTON	4 HARRISON/GOMEZ
ROW 6	31	HOPKINS/RODRIGUES	29 SEBASTIANI/JONES/MOT
ROW 5	98	LIVESEY	39 MUSTILL/HALL
ROW 4	18	COOK/PELLE	3 FIRMAN/MORRIS
ROW 3	6	MERCER/BULLOCK	7 GRIFFIN/HYDE
ROW 2	66	DRAYSON/STRETTON	44 McCORMICK/LOCKIE
ROW 1	5	CHAMBERLAIN/ALLEN	17 SLATER/SUMPTER
<b>POLE</b>			
			

**Weather : Sunny / Dry**

**These results are provisional until the conclusion of any judicial and technical matters.**

Brands Hatch

Circuit Length = 2.6228 miles.

Start: 11:08 End: 11:38

Clerk of Course:

Stewards:

Timekeeper:

# Britcar

## PROVISIONAL RESULT - RACE 4

POS	NO	CL	DRIVER	NAT	CAR	TIME	LAPS	GAP	MPH	BEST
1	17	2	SLATER/SUMPTER		Porsche GT3R	1:00:00.507	35		91.80	1:33.594
2	66	2	DRAYSON/STRETTON		Aston Martin DBR S9 GT3	1:00:04.290	35	3.783	91.70	1:33.122
3	44	2	McCORMICK/LOCKIE		Ferrari 360 Challenge	1:00:10.351	35	9.844	91.55	1:32.638
4	98	1	Paul LIVESEY		Porsche 996 RSR	1:01:04.471	35	1:03.964	90.20	1:36.753
5	7	1	GRIFFIN/HYDE		Vauxhall Manaro V8	1:01:17.560	35	1:17.053	89.88	1:34.736
6	39	1	MUSTILL/HALL		Opel Omega V8 Star	1:00:07.309	34	1 LAP	89.01	1:35.396
7	3	3	FIRMAN/MORRIS		Porsche 911 GT3 Cup	1:00:27.039	34	1 LAP	88.52	1:37.366
8	10	3	HANCOCK/SMART		Marcos Mantis	1:01:02.525	34	1 LAP	87.67	1:38.204
9	2	3	GILBERT/GILBERT		TVR Sagaris	1:01:10.089	34	1 LAP	87.49	1:37.129
10	50	3	AGYETON/COYNE		BMW M3 E46	1:01:12.950	33	2 LAPS	84.85	1:41.137
11	166	3	Marcus CLUTTON		Marcos Mantis GT	1:01:25.546	32	3 LAPS	82.00	1:39.125
12	6	3	MERCER/BULLOCK		Marcos Mantis	1:00:38.023	31	4 LAPS	80.47	1:35.533

### NOT CLASSIFIED

5	1	CHAMBERLAIN/ALLEN		Porsche 935 Replica	45:44.366	26	D.N.F.	89.47	1:31.457
4	3	HARRISON/GOMEZ		Marcos Mantis	1:01:20.136	26	N.C.F.	66.72	1:36.955
31	3	HOPKINS/RODRIGUES		BMW M3 E46	44:45.676	24	D.N.F.	84.40	1:36.250
29	1	SEBASTIANI/JONES/MOT		Ferrari F40 V12	40:04.040	20	D.N.F.	78.58	1:37.855
18	1	COOK/PELLE		Porsche GT3 RS	52:43.073	20	D.N.F.	59.72	1:33.074
26	3	Colin SIMPSON		Marcos Mantis V8	29:53.513	17	D.N.F.	89.53	1:36.915
46	1	KEATING.POWELL		Marcos LM500	1:01:34.059	17	N.C.F.	43.47	1:38.760
42	2	BACK/RUHAN		Ferrari 360	1:00:20.965	16	N.C.F.	41.74	1:41.064

### FASTEST LAP

5	1	CHAMBERLAIN/ALLEN		Porsche 935 Replica	1:31.457	24	103.24mph	166.14kph
44	2	McCORMICK/LOCKIE		Ferrari 360 Challenge	1:32.638	21	101.92mph	164.03kph
6	3	MERCER/BULLOCK		Marcos Mantis	1:35.533	13	98.83mph	159.06kph

Weather : Sunny / Dry

These results are provisional until the conclusion of any judicial and technical matters.

Brands Hatch

Circuit Length = 2.6228 miles.

Start: 16:29 End: 17:29

Clerk of Course:	Stewards:	Timekeeper:
------------------	-----------	-------------

# Britcar

## LAP CHART FOR RACE 4

Lap 1			Lap 2			Lap 3			Lap 4			Lap 5		
No	Behind	Laptime	No	Behind	Laptime	No	Behind	Laptime	No	Behind	Laptime	No	Behind	Laptime
17		1:37.347	17		1:34.838	17		1:34.598	17		1:35.310	17		1:34.663
66	2.179	1:39.526	66	2.432	1:35.091	66	2.847	1:35.013	66	3.040	1:35.503	66	4.618	1:36.241
5	6.668	1:44.015	6	8.407	1:36.402	18	9.747	1:35.126	18	9.883	1:35.446	18	11.069	1:35.849
6	6.843	1:44.190	18	9.219	1:36.649	6	10.772	1:36.963	6	13.309	1:37.847	7	16.493	1:37.497
18	7.408	1:44.755	7	10.810	1:37.876	7	12.205	1:35.993	7	13.659	1:36.764	98	26.661	1:39.237
44	7.575	1:44.922	5	13.301	1:41.471	98	18.621	1:38.679	98	22.087	1:38.776	29	27.339	1:38.356
7	7.772	1:45.119	29	13.977	1:40.725	5	19.070	1:40.367	29	23.646	1:39.153	3	28.557	1:38.078
29	8.090	1:45.437	98	14.540	1:39.979	29	19.803	1:40.424	5	24.586	1:40.826	5	30.053	1:40.130
98	9.399	1:46.746	3	15.114	1:40.029	3	20.472	1:39.956	3	25.142	1:39.980	4	30.944	1:38.122
3	9.923	1:47.270	44	17.178	1:44.441	26	21.441	1:38.673	4	27.485	1:38.578	2	34.693	1:39.798
4	10.573	1:47.920	26	17.366	1:41.376	39	21.897	1:38.875	2	29.558	1:39.782	44	36.831	1:40.324
26	10.828	1:48.175	39	17.620	1:40.649	4	24.217	1:40.518	44	31.170	1:40.023	31	40.862	1:41.334
2	11.199	1:48.546	4	18.297	1:42.562	2	25.086	1:40.781	166	33.517	1:41.627	39	42.042	1:38.801
39	11.809	1:49.156	2	18.903	1:42.542	44	26.457	1:43.877	31	34.191	1:41.511	10	44.271	1:41.458
31	13.618	1:50.965	166	20.032	1:41.195	166	27.200	1:41.766	10	37.476	1:41.029	50	59.673	1:44.325
166	13.675	1:51.022	31	20.891	1:42.111	31	27.990	1:41.697	39	37.904	1:51.317	26	1:05.925	1:38.479
42	15.137	1:52.484	42	21.363	1:41.064	10	31.757	1:42.608	50	50.011	1:44.761			
10	15.562	1:52.909	50	22.601	1:41.137	50	40.560	1:52.557	26	1:02.109	2:15.978			
50	16.302	1:53.649	10	23.747	1:43.023									

**Britcar**

**LAP CHART FOR RACE 4**

(contd.)

Lap 6			Lap 7			Lap 8			Lap 9			Lap 10		
No	Behind	Laptime	No	Behind	Laptime	No	Behind	Laptime	No	Behind	Laptime	No	Behind	Laptime
17		1:34.832	17		2:16.515	17		2:32.775	17		2:18.190	17		1:34.466
66	5.344	1:35.558	66	0.793	2:11.964	66	0.770	2:32.752	66	0.241	2:17.661	66	0.712	1:34.937
18	11.141	1:34.904	18	2.054	2:07.428	18	1.407	2:32.128	18	0.830	2:17.613	18	1.116	1:34.752
7	17.836	1:36.175	7	2.661	2:01.340	7	1.886	2:32.000	7	1.196	2:17.500	7	3.094	1:36.364
29	30.448	1:37.941	29	3.352	1:49.419	29	2.502	2:31.925	29	1.370	2:17.058	29	4.771	1:37.867
98	31.073	1:39.244	98	8.200	1:53.642	3	3.503	2:27.467	3	2.330	2:17.017	3	5.911	1:38.047
3	32.212	1:38.487	3	8.811	1:53.114	5	4.317	2:27.507	5	3.095	2:16.968	4	7.661	1:38.452
5	35.253	1:40.032	5	9.585	1:50.847	4	5.210	2:28.031	4	3.675	2:16.655	2	11.123	1:41.662
4	35.800	1:39.688	4	9.954	1:50.669	2	6.112	2:26.075	2	3.927	2:16.005	39	12.141	1:40.415
2	38.290	1:38.429	2	12.812	1:51.037	44	8.394	2:27.182	44	5.006	2:14.802	26	14.434	1:40.667
44	41.740	1:39.741	44	13.987	1:48.762	39	10.246	2:27.773	39	6.192	2:14.136	44	14.441	1:43.901
39	44.116	1:36.906	39	15.248	1:47.647	31	10.884	2:27.738	31	7.529	2:14.835	10	15.897	1:42.467
31	47.021	1:40.991	31	15.921	1:45.415	10	11.629	2:23.379	10	7.896	2:14.457	31	19.993	1:46.930
10	51.934	1:42.495	10	21.025	1:45.606	26	11.988	2:00.764	26	8.233	2:14.435	98	1 LAP	1:44.717
50	1:08.743	1:43.902	26	43.999	1:49.137	50	57.741	1:48.204	98	1 LAP	4:58.946P	50	30.772	1:43.704
26	1:11.377	1:40.284	50	1:42.312	2:50.084P	166	3 LAPS	9:12.547P	50	21.534	1:41.983	166	3 LAPS	1:41.843
									6	4 LAPS	11:17.402P	6	4 LAPS	1:53.611
									166	3 LAPS	1:50.056			

**Britcar**

**LAP CHART FOR RACE 4**

(contd.)

Lap 11			Lap 12			Lap 13			Lap 14			Lap 15		
No	Behind	Laptime	No	Behind	Laptime	No	Behind	Laptime	No	Behind	Laptime	No	Behind	Laptime
17		1:33.897	17		1:34.094	17		1:33.913	17		1:33.596	17		1:33.607
66	2.774	1:35.959	18	3.030	1:34.284	18	2.191	1:33.074	7	8.295	1:35.238	7	10.697	1:36.009
18	2.840	1:35.621	66	4.666	1:35.986	166	4 LAPS	1:41.127	66	12.478	1:36.202	66	14.006	1:35.135
7	4.441	1:35.244	7	5.648	1:35.301	7	6.653	1:34.918	166	4 LAPS	1:39.658	6	5 LAPS	1:38.415
29	9.169	1:38.295	6	5 LAPS	1:43.415	66	9.872	1:39.119	6	5 LAPS	1:36.462	166	4 LAPS	1:42.046
3	9.835	1:37.821	29	13.142	1:38.067	6	5 LAPS	1:37.935	29	21.674	1:37.855	29	26.150	1:38.083
4	10.719	1:36.955	3	13.783	1:38.042	29	17.415	1:38.186	39	22.106	1:36.606	39	26.496	1:37.997
39	13.640	1:35.396	4	14.316	1:37.691	3	17.953	1:38.083	3	23.539	1:39.182	3	27.298	1:37.366
2	15.361	1:38.135	39	15.331	1:35.785	39	19.096	1:37.678	4	24.108	1:37.686	4	28.347	1:37.846
26	17.759	1:37.222	2	18.656	1:37.389	4	20.018	1:39.615	2	28.707	1:38.447	2	33.133	1:38.033
44	20.846	1:40.302	26	22.653	1:38.988	2	23.856	1:39.113	26	31.145	1:37.487	26	35.570	1:38.032
10	21.586	1:39.586	44	25.795	1:39.043	26	27.254	1:38.514	44	36.633	1:39.095	44	41.583	1:38.557
98	1 LAP	1:38.551	10	27.048	1:39.556	44	31.134	1:39.252	10	38.039	1:39.159	10	42.849	1:38.417
50	41.503	1:44.628	98	1 LAP	1:37.807	10	32.476	1:39.341	98	1 LAP	1:37.367	98	1 LAP	1:36.982
5	1 LAP	4:07.160P	50	52.716	1:45.307	31	2 LAPS	4:55.160P	31	2 LAPS	1:44.376	31	2 LAPS	1:38.902
166	3 LAPS	1:40.683	5	1 LAP	1:39.780	98	1 LAP	1:38.152	5	1 LAP	1:33.754	18	1 LAP	3:57.319P
						50	1:04.414	1:45.611				50	1 LAP	3:02.943P
						5	1 LAP	1:32.768				5	1 LAP	1:32.052

**Britcar**

**LAP CHART FOR RACE 4**

(contd.)

Lap 16			Lap 17			Lap 18			Lap 19			Lap 20		
No	Behind	Laptime	No	Behind	Laptime	No	Behind	Laptime	No	Behind	Laptime	No	Behind	Laptime
17		1:33.594	17		1:33.951	17		1:34.284	17		1:33.688	17		1:36.981
66	15.553	1:35.141	66	16.262	1:34.660	50	2 LAPS	1:50.313	50	2 LAPS	1:47.975	39	2 LAPS	1:52.613
6	5 LAPS	1:36.369	6	5 LAPS	1:36.144	6	5 LAPS	1:35.533	6	5 LAPS	1:36.610	6	5 LAPS	1:37.258
166	4 LAPS	1:39.805	7	1 LAP	3:29.293P	166	4 LAPS	1:39.834	3	43.014	1:37.529	50	2 LAPS	1:51.631
39	28.783	1:35.881	166	4 LAPS	1:39.125	3	39.173	1:37.426	166	4 LAPS	1:39.952	3	44.083	1:38.050
3	31.735	1:38.031	3	36.031	1:38.247	29	42.055	1:39.315	7	1 LAP	1:37.270	7	1 LAP	1:36.739
29	32.519	1:39.963	29	37.024	1:38.456	7	1 LAP	1:44.453	29	48.179	1:39.812	166	4 LAPS	1:40.216
4	33.125	1:38.372	2	40.148	1:37.129	2	43.270	1:37.406	2	48.741	1:39.159	2	52.260	1:40.500
2	36.970	1:37.431	26	43.327	1:38.387	98	1 LAP	1:39.062	66	1 LAP	3:42.527P	66	1 LAP	1:41.022
26	38.891	1:36.915	98	1 LAP	1:36.933	10	59.786	1:40.456	98	1 LAP	1:37.755	5	1 LAP	1:33.402
10	47.459	1:38.204	10	53.614	1:40.106	31	2 LAPS	1:38.351	5	1 LAP	1:33.234	98	1 LAP	1:37.104
98	1 LAP	1:36.753	31	2 LAPS	1:36.657	5	1 LAP	1:34.568	31	2 LAPS	1:39.422	31	2 LAPS	1:36.784
31	2 LAPS	1:37.882	18	1 LAP	1:35.532	46	17 LAPS	31:54.959	10	1:07.674	1:41.576	10	1:10.511	1:39.818
18	1 LAP	1:40.618	5	1 LAP	1:32.891	39	1 LAP	3:59.310P	46	17 LAPS	1:44.805	44	1 LAP	1:34.146
5	1 LAP	1:34.202	44	1 LAP	3:47.254P	44	1 LAP	1:37.382	44	1 LAP	1:33.463	46	17 LAPS	1:40.829
50	1 LAP	1:55.093												

**Britcar**

**LAP CHART FOR RACE 4**

(contd.)

Lap 21			Lap 22			Lap 23			Lap 24			Lap 25		
No	Behind	Laptime	No	Behind	Laptime	No	Behind	Laptime	No	Behind	Laptime	No	Behind	Laptime
17		1:33.879	17		1:34.226	17		1:33.708	17		3:51.213P	17		1:38.365
39	2 LAPS	1:43.604	7	2 LAPS	2:31.720P	7	2 LAPS	1:41.778	5	12.401	1:31.457	5	6.196	1:32.160
6	5 LAPS	1:36.799	39	2 LAPS	1:40.430	39	2 LAPS	1:38.801	66	16.304	1:33.954	66	11.567	1:33.628
50	2 LAPS	1:46.888	42	19 LAPS	34:02.748P	6	5 LAPS	1:36.416	42	18 LAPS	1:43.319	44	31.308	1:33.832
3	48.782	1:38.578	6	5 LAPS	1:35.551	42	19 LAPS	1:51.981	166	3 LAPS	1:40.230	98	35.206	1:37.351
166	4 LAPS	1:39.324	66	1 LAP	1:35.504	5	1 LAP	1:34.107	44	35.841	1:34.097	166	3 LAPS	1:41.655
66	1 LAP	1:36.098	5	1 LAP	1:33.652	66	1 LAP	1:34.381	98	36.220	1:37.355	31	1 LAP	1:38.525
5	1 LAP	1:32.227	166	4 LAPS	1:40.995	166	4 LAPS	1:39.371	31	1 LAP	1:37.743	42	18 LAPS	1:54.457
98	1 LAP	1:37.456	50	2 LAPS	1:50.946	3	1 LAP	3:27.229P	3	50.339	1:44.327	3	54.345	1:42.371
31	2 LAPS	1:37.362	98	1 LAP	1:36.926	98	1 LAP	1:37.904	50	1 LAP	1:45.126	50	1 LAP	1:45.684
10	1:16.837	1:40.205	31	2 LAPS	1:36.250	31	2 LAPS	1:37.284	46	17 LAPS	1:41.687	7	1:10.294	1:36.181
44	1 LAP	1:32.691	2	1 LAP	3:29.345P	50	2 LAPS	1:47.975	7	1:12.478	1:35.655	46	17 LAPS	1:41.668
			44	1 LAP	1:32.638	44	1 LAP	1:33.171	2	1:12.643	1:44.387	2	1:20.374	1:46.096
			46	18 LAPS	3:02.405P	29	3 LAPS	6:57.703P	10	1:23.901	1:50.943	39	1:22.530	1:36.973
			10	1:24.248	1:41.637	46	18 LAPS	1:47.976	39	1:23.922	1:36.797	10	1:28.386	1:42.850
						2	1 LAP	1:54.463	6	3 LAPS	1:37.511			
						7	1 LAP	1:35.098						
						39	1 LAP	1:37.734						
						6	4 LAPS	1:36.611						
						5	2:32.157	1:33.149						
						66	2:33.563	1:34.535						
						42	18 LAPS	1:43.788						
						166	3 LAPS	1:40.179						
						98	2:50.078	1:38.312						
						31	1 LAP	1:37.451						
						44	2:52.957	1:34.940						
						3	2:57.225	1:49.148						
						50	1 LAP	1:44.815						
						46	17 LAPS	1:43.158						
						2	3:19.469	1:45.214						
						10	3:24.171	3:33.631P						
						7	3:28.036	1:35.299						
						39	3:38.338	1:37.780						
						6	3 LAPS	1:37.339						

**Britcar**

**LAP CHART FOR RACE 4**

(contd.)

Lap 26			Lap 27			Lap 28			Lap 29			Lap 30		
No	Behind	Laptime	No	Behind	Laptime	No	Behind	Laptime	No	Behind	Laptime	No	Behind	Laptime
17		1:35.887	17		1:36.200	17		1:36.172	17		1:35.000	17		1:35.060
6	4 LAPS	1:37.926	10	1 LAP	1:44.907	2	1 LAP	1:45.224	66	8.548	1:34.845	66	6.806	1:33.318
5	1.949	1:31.640	6	4 LAPS	1:39.876	66	8.703	1:34.664	2	1 LAP	1:44.261	6	4 LAPS	1:37.950
66	8.952	1:33.272	66	10.211	1:37.459	10	1 LAP	1:43.881	6	4 LAPS	1:37.622	50	2 LAPS	1:50.704
4	9 LAPS	17:57.806P	44	25.374	1:33.191	6	4 LAPS	1:41.258	10	1 LAP	1:43.464	44	18.566	1:33.370
44	28.383	1:32.962	98	40.453	1:39.308	18	10 LAPS	2:00.817	44	20.256	1:33.114	2	1 LAP	1:43.588
98	37.345	1:38.026	4	9 LAPS	1:53.606	44	22.142	1:32.940	18	10 LAPS	1:47.037	10	1 LAP	1:41.549
166	3 LAPS	1:39.921	166	3 LAPS	1:40.369	98	42.031	1:37.750	98	44.321	1:37.290	18	10 LAPS	1:44.833
42	18 LAPS	1:43.433	42	18 LAPS	1:42.578	4	9 LAPS	1:43.459	4	9 LAPS	1:40.260	98	47.018	1:37.757
3	1:01.658	1:43.200	3	1:08.644	1:43.186	166	3 LAPS	1:40.260	166	3 LAPS	1:40.185	4	9 LAPS	1:39.461
7	1:10.888	1:36.481	7	1:10.111	1:35.423	42	18 LAPS	1:44.070	7	1:11.963	1:36.862	166	3 LAPS	1:39.347
50	1 LAP	1:48.236	46	17 LAPS	1:41.299	7	1:10.101	1:36.162	42	18 LAPS	1:43.750	7	1:11.639	1:34.736
46	17 LAPS	1:41.277	50	1 LAP	1:46.719	3	1:16.619	1:44.147	3	1:24.162	1:42.543	42	18 LAPS	1:43.318
39	1:25.960	1:39.317	39	1:27.454	1:37.694	46	17 LAPS	1:39.430	46	17 LAPS	1:39.585	3	1:32.142	1:43.040
18	9 LAPS	16:59.288P				39	1:29.206	1:37.924	39	1:31.227	1:37.021	39	1:33.411	1:37.244
2	1:29.490	1:45.003				50	1 LAP	1:45.391				46	17 LAPS	1:40.730


**Britcar**

**LAP CHART FOR RACE 4**

(contd.)

Lap 31			Lap 32			Lap 33			Lap 34			Lap 35		
No	Behind	Laptime	No	Behind	Laptime	No	Behind	Laptime	No	Behind	Laptime	No	Behind	Laptime
17		1:35.050	17		1:36.134	17		1:35.382	17		1:34.451	17		1:34.641
66	4.878	1:33.122	39	1 LAP	1:38.078	39	1 LAP	1:36.251	39	1 LAP	1:35.433	66	3.783	1:33.658
44	17.314	1:33.798	3	1 LAP	1:42.859	42	19 LAPS	1:44.716	66	4.766	1:33.377	39	1 LAP	1:39.287
6	4 LAPS	1:38.598	66	6.990	1:38.246	66	5.840	1:34.232	44	11.104	1:33.663	44	9.844	1:33.381
50	2 LAPS	1:46.695	44	14.591	1:33.411	3	1 LAP	1:42.119	42	19 LAPS	1:43.420	42	19 LAPS	1:42.009
2	1 LAP	1:43.911	6	4 LAPS	1:38.329	44	11.892	1:32.683	3	1 LAP	1:42.072	3	1 LAP	1:42.998
10	1 LAP	1:41.360	10	1 LAP	1:42.133	6	4 LAPS	1:38.904	6	4 LAPS	1:40.138	6	4 LAPS	1:42.639
98	49.837	1:37.869	2	1 LAP	1:46.161	10	1 LAP	1:43.207	10	1 LAP	1:44.539	10	1 LAP	1:42.569
4	9 LAPS	1:38.896	50	2 LAPS	1:49.813	2	1 LAP	1:43.618	2	1 LAP	1:43.646	98	1:03.964	1:40.844
166	3 LAPS	1:39.147	98	51.416	1:37.713	50	2 LAPS	1:44.346	98	57.761	1:38.692	2	1 LAP	1:47.773
7	1:11.759	1:35.170	4	9 LAPS	1:38.955	98	53.520	1:37.486	50	2 LAPS	1:46.296	50	2 LAPS	1:45.509
42	18 LAPS	1:43.830	166	3 LAPS	1:39.503	4	9 LAPS	1:39.493	7	1:13.996	1:36.963	7	1:17.053	1:37.698
			7	1:11.634	1:36.009	166	3 LAPS	1:39.401	4	9 LAPS	1:39.420	4	9 LAPS	1:39.420
			46	18 LAPS	2:48.795P	7	1:11.484	1:35.232	166	3 LAPS	1:41.527	166	3 LAPS	1:41.630
						46	18 LAPS	1:45.196	46	18 LAPS	1:41.500	46	18 LAPS	1:38.760

**Britcar**  
**GRID FOR RACE 10**

ROW 9	46 KEATING.POWELL	42 BACK/RUHAN
ROW 8	29 SEBASTIANI/JONES/MOT	18 COOK/PELLE
ROW 7	4 HARRISON/GOMEZ	31 HOPKINS/RODRIGUES
ROW 6	6 MERCER/BULLOCK	5 CHAMBERLAIN/ALLEN
ROW 5	2 GILBERT/GILBERT	50 AGYETON/COYNE
ROW 4	3 FIRMAN/MORRIS	10 HANCOCK/SMART
ROW 3	7 GRIFFIN/HYDE	39 MUSTILL/HALL
ROW 2	44 McCORMICK/LOCKIE	98 LIVESEY
ROW 1	17 SLATER/SUMPTER	66 DRAYSON/STRETTON
<b>POLE</b>		
		

**Weather : Sunny / Dry**

**These results are provisional until the conclusion of any judicial and technical matters.**

Brands Hatch  
Circuit Length = 2.6228 miles.

Clerk of Course:	Stewards:	Timekeeper:
------------------	-----------	-------------

# Britcar

## PROVISIONAL RESULT - RACE 10 - 1 Hour Bulletin

POS	NO	CL	DRIVER	NAT	CAR	TIME	LAPS	GAP	MPH	BEST
1	17	2	SLATER/SUMPTER		Porsche GT3R	1:00:35.610	37		96.11	1:32.684
2	31	3	HOPKINS/RODRIGUES		BMW M3 E46	1:01:25.601	36	1 LAP	92.24	1:36.874
3	3	3	FIRMAN/MORRIS		Porsche 911 GT3 Cup	1:01:31.708	36	1 LAP	92.09	1:37.369
4	98	1	Paul LIVESEY		Porsche 996 RSR	59:23.491	35	2 LAPS	92.75	1:36.423
5	4	3	HARRISON/GOMEZ		Marcos Mantis	59:52.788	35	2 LAPS	92.00	1:37.323
6	66	2	DRAYSON/STRETTON		Aston Martin DBR S9 GT3	1:00:38.403	35	2 LAPS	90.84	1:32.690
7	44	2	McCORMICK/LOCKIE		Ferrari 360 Challenge	1:01:36.028	35	2 LAPS	89.43	1:33.700
8	29	1	SEBASTIANI/JONES/MOT		Ferrari F40 V12	1:01:34.149	34	3 LAPS	86.92	1:35.209
9	2	3	GILBERT/GILBERT		TVR Sagaris	1:01:45.511	34	3 LAPS	86.65	1:38.038
10	46	1	KEATING.POWELL		Marcos LM500	1:01:39.699	33	4 LAPS	84.23	1:37.275
11	18	1	COOK/PELLE		Porsche GT3 RS	49:59.563	30	7 LAPS	94.45	1:33.210
12	6	3	MERCER/BULLOCK		Marcos Mantis	44:42.334	26	11 LAPS	91.54	1:35.446
13	50	3	AGYETON/COYNE		BMW M3 E46	1:01:50.299	22	15 LAPS	56.00	1:40.960
14	10	3	HANCOCK/SMART		Marcos Mantis	38:53.312	18	19 LAPS	72.86	1:40.720
15	39	1	MUSTILL/HALL		Opel Omega V8 Star	29:21.596	16	21 LAPS	85.79	1:37.237
16	5	1	CHAMBERLAIN/ALLEN		Porsche 935 Replica	1:52.181	1	36 LAPS	84.77	1:52.181
17	42	2	BACK/RUHAN		Ferrari 360	2:02.698	1	36 LAPS	77.51	2:02.698
18	7	1	GRIFFIN/HYDE		Vauxhall Manaro V8		0	37 LAPS	N/A	

### FASTEST LAP

17	2	SLATER/SUMPTER	Porsche GT3R	1:32.684	37	101.87mph	163.95kph
18	1	COOK/PELLE	Porsche GT3 RS	1:33.210	22	101.29mph	163.02kph
6	3	MERCER/BULLOCK	Marcos Mantis	1:35.446	19	98.92mph	159.20kph

Weather : Sunny / Dry

These results are provisional until the conclusion of any judicial and technical matters.

Brands Hatch

Circuit Length = 2.6228 miles.

Start: 16:11 End: 17:12

Clerk of Course:

Stewards:

Timekeeper:

# Britcar

## PROVISIONAL RESULT - RACE 10

POS	NO	CL	DRIVER	NAT	CAR	TIME	LAPS	GAP	MPH	BEST
1	17	2	SLATER/SUMPTER		Porsche GT3R	2:01:15.825	74		96.04	1:32.589
2	44	2	McCORMICK/LOCKIE		Ferrari 360 Challenge	2:02:26.875	74	1:11.050	95.11	1:32.625
3	66	2	DRAYSON/STRETTON		Aston Martin DBR S9 GT3	2:01:18.303	73	1 LAP	94.71	1:32.537
4	4	3	HARRISON/GOMEZ		Marcos Mantis	2:01:56.926	71	3 LAPS	91.63	1:37.323
5	3	3	FIRMAN/MORRIS		Porsche 911 GT3 Cup	2:02:40.050	71	3 LAPS	91.09	1:37.369
6	29	1	SEBASTIANI/JONES/MOT		Ferrari F40 V12	2:02:25.846	69	5 LAPS	88.69	1:34.661
7	2	3	GILBERT/GILBERT		TVR Sagaris	2:01:20.782	65	9 LAPS	84.30	1:38.038
8	18	1	COOK/PELLE		Porsche GT3 RS	2:01:45.594	64	10 LAPS	82.72	1:33.210
9	31	3	HOPKINS/RODRIGUES		BMW M3 E46	1:44:37.803	56	18 LAPS	84.23	1:36.844
10	50	3	AGYETON/COYNE		BMW M3 E46	2:02:54.798	56	18 LAPS	71.70	1:40.960
11	46	1	KEATING.POWELL		Marcos LM500	1:38:35.317	55	19 LAPS	87.80	1:37.231

### NOT CLASSIFIED

98	1		Paul LIVESEY		Porsche 996 RSR	59:23.491	35	D.N.F.	92.75	1:36.423
6	3		MERCER/BULLOCK		Marcos Mantis	44:42.334	26	D.N.F.	91.54	1:35.446
10	3		HANCOCK/SMART		Marcos Mantis	38:53.312	18	D.N.F.	72.86	1:40.720
39	1		MUSTILL/HALL		Opel Omega V8 Star	29:21.596	16	D.N.F.	85.79	1:37.237
5	1		CHAMBERLAIN/ALLEN		Porsche 935 Replica	1:52.181	1	D.N.F.	84.77	1:52.181
42	2		BACK/RUHAN		Ferrari 360	2:02.698	1	D.N.F.	77.51	2:02.698
7	1		GRIFFIN/HYDE		Vauxhall Manaro V8		0	D.N.F.	N/A	

### FASTEST LAP

66	2		DRAYSON/STRETTON		Aston Martin DBR S9 GT3	1:32.537	72	102.03mph	164.21kph
18	1		COOK/PELLE		Porsche GT3 RS	1:33.210	22	101.29mph	163.02kph
6	3		MERCER/BULLOCK		Marcos Mantis	1:35.446	19	98.92mph	159.20kph

Weather : Sunny / Dry

These results are provisional until the conclusion of any judicial and technical matters.

Brands Hatch

Circuit Length = 2.6228 miles.

Start: 16:11 End: 18:12

Clerk of Course:

Stewards:

Timekeeper:

# Britcar

## LAP CHART FOR RACE 10

Lap 1			Lap 2			Lap 3			Lap 4			Lap 5		
No	Behind	Laptime	No	Behind	Laptime	No	Behind	Laptime	No	Behind	Laptime	No	Behind	Laptime
17		1:38.488	17		1:40.445	17		1:39.111	17		2:18.038	17		2:27.753
66	1.528	1:40.016	66	0.369	1:39.286	66	0.593	1:39.335	66	0.504	2:17.949	66	0.807	2:28.056
44	4.119	1:42.607	39	4.489	1:40.683	39	5.992	1:40.614	39	1.304	2:13.350	39	4.084	2:30.533
39	4.251	1:42.739	44	6.297	1:42.623	44	8.398	1:41.212	44	2.970	2:12.610	44	5.189	2:29.972
98	8.448	1:46.936	98	10.730	1:42.727	18	13.836	1:39.623	18	4.120	2:08.322	18	5.804	2:29.437
31	10.072	1:48.560	31	12.113	1:42.486	98	14.091	1:42.472	98	4.981	2:08.928	98	6.280	2:29.052
3	11.477	1:49.965	18	13.324	1:40.453	31	15.011	1:42.009	31	6.361	2:09.388	31	6.682	2:28.074
2	12.426	1:50.914	3	14.204	1:43.172	3	15.871	1:40.778	3	6.843	2:09.010	3	7.339	2:28.249
6	12.496	1:50.984	6	14.317	1:42.266	6	16.037	1:40.831	6	7.340	2:09.341	6	8.461	2:28.874
10	12.610	1:51.098	2	14.765	1:42.784	2	17.405	1:41.751	2	8.178	2:08.811	2	9.169	2:28.744
18	13.316	1:51.804	10	17.397	1:45.232	4	21.034	1:42.055	4	9.155	2:06.159	4	10.250	2:28.848
5	13.693	1:52.181	4	18.090	1:44.163	29	25.560	1:40.851	29	9.808	2:02.286	29	10.785	2:28.730
4	14.372	1:52.860	29	23.820	1:42.160	46	47.426	1:44.083	46	15.611	1:46.223	46	12.117	2:24.259
29	22.105	2:00.593	46	42.454	1:47.924	10	1:40.583	3:02.297P	10	1:15.469	1:52.924	10	33.877	1:46.161
42	24.210	2:02.698												
50	24.536	2:03.024												
46	34.975	2:13.463												

**Britcar**

**LAP CHART FOR RACE 10**

(contd.)

Lap 6			Lap 7			Lap 8			Lap 9			Lap 10		
No	Behind	Laptime	No	Behind	Laptime	No	Behind	Laptime	No	Behind	Laptime	No	Behind	Laptime
17		2:17.766	17		1:37.796	17		1:35.999	17		1:36.315	17		1:34.749
66	0.186	2:17.145	66	0.392	1:38.002	66	1.079	1:36.686	66	1.209	1:36.445	66	1.984	1:35.524
39	0.546	2:14.228	39	3.041	1:40.291	18	4.879	1:37.526	2	2 LAPS	1:48.427	18	4.894	1:35.089
44	1.552	2:14.129	18	3.352	1:39.258	39	7.516	1:40.474	18	4.554	1:35.990	2	2 LAPS	1:40.810
18	1.890	2:13.852	44	6.444	1:42.688	98	8.543	1:37.848	39	9.680	1:38.479	39	12.366	1:37.435
98	2.626	2:14.112	98	6.694	1:41.864	6	9.702	1:38.872	98	10.201	1:37.973	98	13.279	1:37.827
31	3.501	2:14.585	6	6.829	1:40.067	44	12.480	1:42.035	6	10.837	1:37.450	6	13.590	1:37.502
3	3.805	2:14.232	31	6.922	1:41.217	31	12.990	1:42.067	44	15.189	1:39.024	31	19.277	1:38.602
6	4.558	2:13.863	3	8.068	1:42.059	3	13.620	1:41.551	31	15.424	1:38.749	29	19.607	1:37.745
29	6.425	2:13.406	29	9.075	1:40.446	29	13.671	1:40.595	29	16.611	1:39.255	44	22.115	1:41.675
4	6.516	2:14.032	4	12.425	1:43.705	4	17.531	1:41.105	3	16.664	1:39.359	3	22.321	1:40.406
46	7.561	2:13.210	46	13.471	1:43.706	46	18.967	1:41.495	4	21.377	1:40.161	4	26.610	1:39.982
10	9.145	1:53.034	10	14.659	1:43.310	10	20.643	1:41.983	46	23.398	1:40.746	46	29.208	1:40.559
			2	1 LAP	5:12.223P				10	26.529	1:42.201	10	33.193	1:41.413
												50	8 LAPS	17:54.816P

**Britcar**

**LAP CHART FOR RACE 10**

(contd.)

Lap 11			Lap 12			Lap 13			Lap 14			Lap 15		
No	Behind	Laptime	No	Behind	Laptime	No	Behind	Laptime	No	Behind	Laptime	No	Behind	Laptime
17		1:34.185	17		1:33.829	17		1:33.854	17		1:34.807	17		1:34.760
66	3.665	1:35.866	66	5.601	1:35.765	18	6.994	1:34.675	18	6.656	1:34.469	18	5.513	1:33.617
18	4.807	1:34.098	18	6.173	1:35.195	66	8.557	1:36.810	66	8.837	1:35.087	66	8.734	1:34.657
2	2 LAPS	1:40.135	50	9 LAPS	1:50.098	98	21.773	1:37.187	98	25.186	1:38.220	98	28.109	1:37.683
98	15.846	1:36.752	98	18.440	1:36.423	50	9 LAPS	1:45.384	2	2 LAPS	1:40.016	2	2 LAPS	1:39.930
6	18.374	1:38.969	2	2 LAPS	1:39.896	2	2 LAPS	1:39.710	50	9 LAPS	1:42.501	6	37.108	1:37.717
29	22.376	1:36.954	29	26.074	1:37.527	6	32.591	1:39.605	6	34.151	1:36.367	50	9 LAPS	1:42.626
31	24.640	1:39.548	6	26.840	1:42.295	31	33.531	1:39.017	31	37.836	1:39.112	31	41.543	1:38.467
44	27.109	1:39.179	31	28.368	1:37.557	44	37.732	1:39.389	3	41.169	1:38.120	3	45.363	1:38.954
3	27.371	1:39.235	44	32.197	1:38.917	3	37.856	1:39.156	44	43.084	1:40.159	44	46.555	1:38.231
4	31.616	1:39.191	3	32.554	1:39.012	4	41.917	1:39.396	4	45.935	1:38.825	4	49.801	1:38.626
46	36.495	1:41.472	4	36.375	1:38.588	46	49.185	1:39.850	46	53.961	1:39.583	46	58.019	1:38.818
10	40.300	1:41.292	46	43.189	1:40.523	10	56.282	1:42.072	10	1:03.734	1:42.259	10	1:12.081	1:43.107
39	1:01.754	2:23.573P	10	48.064	1:41.593	39	1:20.550	1:40.830	39	1:23.414	1:37.671	39	1:25.891	1:37.237
			39	1:13.574	1:45.649	29	1:26.459	2:34.239	29	1:34.107	1:42.455			

**Britcar**

**LAP CHART FOR RACE 10**

(contd.)

Lap 16			Lap 17			Lap 18			Lap 19			Lap 20		
No	Behind	Laptime	No	Behind	Laptime	No	Behind	Laptime	No	Behind	Laptime	No	Behind	Laptime
17		1:34.567	17		1:33.689	17		1:35.128	17		1:33.470	17		1:32.842
29	1 LAP	1:37.568	18	5.211	1:34.274	18	4.301	1:34.218	18	4.680	1:33.849	18	5.326	1:33.488
18	4.626	1:33.680	66	13.707	1:37.241	66	14.139	1:35.560	66	15.959	1:35.290	66	18.658	1:35.541
66	10.155	1:35.988	29	1 LAP	1:53.831	29	1 LAP	1:39.617	29	1 LAP	1:42.499	29	1 LAP	1:37.644
98	31.901	1:38.359	98	36.558	1:38.346	98	40.162	1:38.732	98	45.462	1:38.770	98	49.520	1:36.900
6	39.360	1:36.819	6	43.172	1:37.501	6	44.383	1:36.339	6	46.359	1:35.446	6	50.071	1:36.554
2	2 LAPS	1:40.973	2	2 LAPS	1:38.751	2	2 LAPS	1:39.441	2	2 LAPS	1:39.406	2	2 LAPS	1:39.810
31	46.044	1:39.068	31	51.926	1:39.571	31	54.974	1:38.176	31	59.209	1:37.705	31	1:05.427	1:39.060
50	9 LAPS	1:42.436	3	55.217	1:39.689	3	58.447	1:38.358	44	1:04.575	1:38.616	44	1:08.915	1:37.182
3	49.217	1:38.421	44	56.173	1:39.567	44	59.429	1:38.384	3	1:05.638	1:40.661	4	1:12.539	1:39.209
44	50.295	1:38.307	50	9 LAPS	1:42.558	4	1:01.486	1:37.908	4	1:06.172	1:38.156	3	1:14.035	1:41.239
4	53.809	1:38.575	4	58.706	1:38.586	50	9 LAPS	1:41.081	50	9 LAPS	1:42.108	46	1:23.361	1:38.572
46	1:01.719	1:38.267	46	1:07.479	1:39.449	46	1:12.426	1:40.075	46	1:17.631	1:38.675	10	4 LAPS	8:01.676
39	1:29.134	1:37.810												

**Britcar**

**LAP CHART FOR RACE 10**

(contd.)

Lap 21			Lap 22			Lap 23			Lap 24			Lap 25		
No	Behind	Laptime	No	Behind	Laptime	No	Behind	Laptime	No	Behind	Laptime	No	Behind	Laptime
17		1:34.069	17		1:33.671	17		1:33.465	17		1:33.368	17		1:32.733
18	5.058	1:33.801	18	4.597	1:33.210	18	4.396	1:33.264	46	1 LAP	1:38.695	18	8.500	1:36.061
66	19.984	1:35.395	66	21.656	1:35.343	10	5 LAPS	1:40.940	18	5.172	1:34.144	46	1 LAP	1:38.589
29	1 LAP	1:37.664	29	1 LAP	1:36.539	66	25.460	1:37.269	66	29.139	1:37.047	66	31.862	1:35.456
98	52.247	1:36.796	98	55.256	1:36.680	29	1 LAP	1:35.839	29	1 LAP	1:35.392	29	1 LAP	1:36.176
6	54.472	1:38.470	6	56.846	1:36.045	98	58.400	1:36.609	98	1:02.787	1:37.755	50	14 LAPS	9:05.068P
31	1:08.695	1:37.337	31	1:13.511	1:38.487	6	59.319	1:35.938	6	1:04.920	1:38.969	98	1:07.263	1:37.209
2	2 LAPS	1:40.159	44	1:15.550	1:37.673	31	1:17.503	1:37.457	31	1:21.334	1:37.199	6	1:09.232	1:37.045
44	1:11.548	1:36.702	2	2 LAPS	1:39.268	44	1:19.314	1:37.229	44	1:23.155	1:37.209	31	1:26.281	1:37.680
4	1:16.916	1:38.446	4	1:20.973	1:37.728	2	2 LAPS	1:38.967	4	1:29.214	1:37.751	44	1:27.027	1:36.605
3	1:17.936	1:37.970	3	1:21.634	1:37.369	4	1:24.831	1:37.323	2	2 LAPS	1:40.590			
46	1:27.097	1:37.805	46	1:31.245	1:37.819	3	1:26.185	1:38.016	3	1:30.958	1:38.141			
10	4 LAPS	1:40.720												

**Britcar**

**LAP CHART FOR RACE 10**

(contd.)

Lap 26			Lap 27			Lap 28			Lap 29			Lap 30		
No	Behind	Laptime	No	Behind	Laptime	No	Behind	Laptime	No	Behind	Laptime	No	Behind	Laptime
17		1:33.807	17		1:33.064	17		1:34.171	17		1:33.859	17		1:33.123
4	1 LAP	1:38.738	4	1 LAP	1:38.065	31	1 LAP	1:38.822	44	1 LAP	1:37.828	50	15 LAPS	1:41.318
3	1 LAP	1:39.097	3	1 LAP	1:37.777	4	1 LAP	1:37.664	31	1 LAP	1:37.108	44	1 LAP	1:36.633
2	3 LAPS	1:41.500	2	3 LAPS	1:38.933	18	12.025	1:35.062	4	1 LAP	1:37.796	31	1 LAP	1:37.231
18	9.819	1:35.126	18	11.134	1:34.379	3	1 LAP	1:38.993	18	14.815	1:36.649	18	16.642	1:34.950
46	1 LAP	1:37.672	46	1 LAP	1:38.886	2	3 LAPS	1:41.084	3	1 LAP	1:38.919	4	1 LAP	1:38.740
66	34.026	1:35.971	66	37.578	1:36.616	46	1 LAP	1:37.275	2	3 LAPS	1:39.614	3	1 LAP	1:37.549
29	1 LAP	1:35.866	29	1 LAP	1:36.289	66	38.893	1:35.486	46	1 LAP	1:38.713	2	3 LAPS	1:39.076
98	1:10.531	1:37.075	98	1:15.871	1:38.404	29	1 LAP	1:35.209	66	40.897	1:35.863	46	1 LAP	1:37.507
6	1:13.630	1:38.205	50	14 LAPS	1:42.216	98	1:19.221	1:37.521	29	1 LAP	1:35.658	98	1:28.523	1:37.579
50	14 LAPS	1:50.954	44	1:34.170	1:36.658	50	14 LAPS	1:40.960	98	1:24.067	1:38.705			
44	1:30.576	1:37.356												
31	1:32.509	1:40.035												

# Britcar

## LAP CHART FOR RACE 10

(contd.)

Lap 31			Lap 32			Lap 33			Lap 34			Lap 35		
No	Behind	Laptime	No	Behind	Laptime	No	Behind	Laptime	No	Behind	Laptime	No	Behind	Laptime
17		1:32.884	17		1:33.834	17		1:34.196	17		1:33.156	17		1:33.125
44	1 LAP	1:37.410	44	1 LAP	1:37.300	66	2 LAPS	1:40.384	66	2 LAPS	1:33.104	66	2 LAPS	1:33.159
50	15 LAPS	1:44.529	31	1 LAP	1:37.636	98	1 LAP	1:38.690	98	1 LAP	1:37.786	98	1 LAP	1:37.405
31	1 LAP	1:37.893	50	15 LAPS	1:44.195	31	1 LAP	1:37.704	31	1 LAP	1:37.375	31	1 LAP	1:46.027
4	1 LAP	1:38.237	4	1 LAP	1:38.225	4	1 LAP	1:37.803	4	1 LAP	1:38.053	4	1 LAP	1:38.408
3	1 LAP	1:37.506	3	1 LAP	1:37.897	50	15 LAPS	1:42.320	3	1 LAP	1:37.838	3	1 LAP	1:37.836
2	3 LAPS	1:38.666	29	3 LAPS	4:09.464P	3	1 LAP	1:39.054	50	15 LAPS	1:42.200	50	15 LAPS	1:42.647
46	1 LAP	1:37.711	2	3 LAPS	1:38.038	2	3 LAPS	1:39.152	29	3 LAPS	1:36.966	29	3 LAPS	1:37.055
66	1 LAP	3:54.885P	46	1 LAP	1:38.761	29	3 LAPS	1:46.582	2	3 LAPS	1:39.249	2	3 LAPS	1:38.654
98	1:33.334	1:37.695				46	1 LAP	1:38.870	44	2 LAPS	3:44.249P	44	2 LAPS	1:38.441

**Britcar**

**LAP CHART FOR RACE 10**

(contd.)

Lap 36			Lap 37			Lap 38			Lap 39			Lap 40		
No	Behind	Laptime	No	Behind	Laptime	No	Behind	Laptime	No	Behind	Laptime	No	Behind	Laptime
17		1:32.810	17		1:32.684	17		1:32.589	17		1:32.816	17		1:33.603
66	2 LAPS	1:33.486	66	2 LAPS	1:32.690	66	2 LAPS	1:32.948	66	2 LAPS	1:33.069	50	16 LAPS	1:43.441
98	1 LAP	1:40.471	31	1 LAP	1:36.874	31	1 LAP	1:37.604	31	1 LAP	1:38.173	66	2 LAPS	1:33.878
31	1 LAP	1:37.718	3	1 LAP	1:37.900	3	1 LAP	1:37.655	29	3 LAPS	1:34.744	4	3 LAPS	1:46.395
4	1 LAP	1:39.681	29	3 LAPS	1:35.754	29	3 LAPS	1:35.215	44	2 LAPS	1:34.859	44	2 LAPS	1:33.838
3	1 LAP	1:38.220	44	2 LAPS	1:33.700	44	2 LAPS	1:33.863	3	1 LAP	1:39.979	31	1 LAP	1:38.692
29	3 LAPS	1:35.295	46	4 LAPS	6:30.444P	2	3 LAPS	1:39.445	2	3 LAPS	1:40.582	29	3 LAPS	1:36.265
44	2 LAPS	1:34.529	2	3 LAPS	1:39.455	46	4 LAPS	1:49.781	46	4 LAPS	1:41.839	3	1 LAP	1:39.493
2	3 LAPS	1:40.574	50	15 LAPS	1:42.465	50	15 LAPS	1:43.292				2	3 LAPS	1:38.499
50	15 LAPS	1:44.795				4	2 LAPS	3:47.476P				66	1 LAP	1:35.349
												46	4 LAPS	1:44.103
												50	15 LAPS	1:42.823
												4	2 LAPS	1:38.920
												44	1 LAP	1:32.668
												29	2 LAPS	1:36.033
												31	2:44.135	1:38.683
												3	2:52.995	1:38.778
												66	3:12.246	1:33.217
												46	3 LAPS	1:41.222
												50	14 LAPS	1:42.613
												4	1 LAP	1:40.229
												18	9 LAPS	19:01.495P

**Britcar**

**LAP CHART FOR RACE 10**

(contd.)

Lap 41			Lap 42			Lap 43			Lap 44			Lap 45		
No	Behind	Laptime	No	Behind	Laptime	No	Behind	Laptime	No	Behind	Laptime	No	Behind	Laptime
17		3:47.090P	17		1:45.030	17		1:35.106	17		1:34.182	17		1:34.535
44	1 LAP	1:33.209	18	10 LAPS	1:46.589	18	10 LAPS	1:37.680	18	10 LAPS	1:36.696	44	1 LAP	1:34.432
29	2 LAPS	1:34.661	44	1 LAP	1:32.889	44	1 LAP	1:32.991	44	1 LAP	1:33.204	18	10 LAPS	1:36.563
31	33.889	1:36.844	2	4 LAPS	4:19.124P	29	2 LAPS	1:36.699	29	2 LAPS	1:34.713	50	15 LAPS	1:46.478
3	43.498	1:37.593	29	2 LAPS	1:34.728	31	28.157	1:36.967	2	4 LAPS	1:43.528	29	2 LAPS	1:35.520
66	59.368	1:34.212	31	26.296	1:37.437	2	4 LAPS	1:50.221	66	44.633	1:33.296	66	43.247	1:33.149
46	3 LAPS	1:41.731	3	37.536	1:39.068	3	41.375	1:38.945	46	3 LAPS	1:39.857	2	4 LAPS	1:41.747
4	1 LAP	1:39.023	66	47.654	1:33.316	66	45.519	1:32.971	4	1 LAP	1:39.161	3	1 LAP	3:32.083P
50	14 LAPS	1:43.993	46	3 LAPS	1:40.564	46	3 LAPS	1:39.268				46	3 LAPS	1:40.047
			4	1 LAP	1:39.106	4	1 LAP	1:39.395				4	1 LAP	1:40.068
			50	14 LAPS	1:44.069	50	14 LAPS	1:44.135						

# Britcar

## LAP CHART FOR RACE 10

(contd.)

Lap 46			Lap 47			Lap 48			Lap 49			Lap 50		
No	Behind	Laptime	No	Behind	Laptime	No	Behind	Laptime	No	Behind	Laptime	No	Behind	Laptime
17		1:33.855	17		1:34.649	17		1:33.901	17		1:33.720	17		1:35.821
44	1 LAP	1:33.797	4	2 LAPS	1:39.934	44	1 LAP	1:33.607	44	1 LAP	1:33.235	44	1 LAP	1:33.466
18	10 LAPS	1:34.651	44	1 LAP	1:33.108	46	4 LAPS	1:40.874	18	10 LAPS	1:35.255	3	2 LAPS	1:43.355
31	2 LAPS	4:32.892P	18	10 LAPS	1:35.001	4	2 LAPS	1:38.922	46	4 LAPS	1:40.476	18	10 LAPS	1:35.766
50	15 LAPS	1:43.249	29	2 LAPS	1:35.744	18	10 LAPS	1:35.062	4	2 LAPS	1:38.571	4	2 LAPS	1:37.931
29	2 LAPS	1:35.227	50	15 LAPS	1:41.806	29	2 LAPS	1:35.533	29	2 LAPS	1:35.116	46	4 LAPS	1:39.833
66	42.474	1:33.082	31	2 LAPS	1:52.860	50	15 LAPS	1:41.388	66	40.040	1:33.468	29	2 LAPS	1:35.559
2	4 LAPS	1:41.601	66	40.858	1:33.033	66	40.292	1:33.335	50	15 LAPS	1:42.235	66	37.993	1:33.774
3	1 LAP	1:47.298	2	4 LAPS	1:41.203	31	2 LAPS	1:43.628	31	2 LAPS	1:42.835	31	2 LAPS	1:42.811
46	3 LAPS	1:40.026	3	1 LAP	1:41.877	2	4 LAPS	1:41.171	2	4 LAPS	1:45.846	2	4 LAPS	1:45.024
						3	1 LAP	1:41.052						

**Britcar**

**LAP CHART FOR RACE 10**

(contd.)

Lap 51			Lap 52			Lap 53			Lap 54			Lap 55		
No	Behind	Laptime	No	Behind	Laptime	No	Behind	Laptime	No	Behind	Laptime	No	Behind	Laptime
17		1:33.929	17		1:33.807	17		1:33.390	17		1:33.859	17		1:35.077
44	1 LAP	1:32.911	44	1 LAP	1:34.190	44	1 LAP	1:33.636	50	17 LAPS	1:45.504	44	1 LAP	1:33.823
18	10 LAPS	1:35.957	2	5 LAPS	1:42.708	2	5 LAPS	1:42.704	44	1 LAP	1:33.016	31	3 LAPS	1:43.144
3	2 LAPS	1:42.585	18	10 LAPS	1:36.051	18	10 LAPS	1:36.654	18	10 LAPS	1:36.400	50	17 LAPS	1:41.358
4	2 LAPS	1:37.772	4	2 LAPS	1:38.013	4	2 LAPS	1:38.083	2	5 LAPS	1:43.306	18	10 LAPS	1:36.617
46	4 LAPS	1:38.933	3	2 LAPS	1:42.462	46	4 LAPS	1:39.148	4	2 LAPS	1:38.405	66	1 LAP	2:56.242P
29	2 LAPS	1:35.481	46	4 LAPS	1:39.499	3	2 LAPS	1:43.127	46	4 LAPS	1:37.262	2	5 LAPS	1:41.753
66	37.647	1:33.583	29	2 LAPS	1:36.327	29	2 LAPS	1:36.021	29	2 LAPS	1:39.610	4	2 LAPS	1:38.407
50	16 LAPS	3:31.657P	66	36.829	1:32.989	66	37.420	1:33.981	3	2 LAPS	1:43.527	46	4 LAPS	1:37.231
31	2 LAPS	1:43.236	31	2 LAPS	1:42.715	31	2 LAPS	1:42.747				29	2 LAPS	1:36.771
			50	16 LAPS	1:50.585							3	2 LAPS	1:42.975
												44	1:33.247	1:33.046

**Britcar**

**LAP CHART FOR RACE 10**

(contd.)

Lap 56			Lap 57			Lap 58			Lap 59			Lap 60		
No	Behind	Laptime	No	Behind	Laptime	No	Behind	Laptime	No	Behind	Laptime	No	Behind	Laptime
17		1:34.787	17		1:34.571	17		1:33.839	17		1:34.617	17		1:34.904
31	3 LAPS	1:41.977	31	3 LAPS	1:40.278	31	3 LAPS	1:41.073	66	1 LAP	1:33.235	66	1 LAP	1:33.482
50	17 LAPS	1:41.252	50	17 LAPS	1:43.020	66	1 LAP	1:33.577	18	10 LAPS	1:34.951	2	8 LAPS	6:05.783P
18	10 LAPS	1:36.877	18	10 LAPS	1:35.132	18	10 LAPS	1:35.928	50	17 LAPS	1:45.829	18	10 LAPS	1:34.458
66	1 LAP	1:37.451	66	1 LAP	1:33.652	50	17 LAPS	1:46.298	4	2 LAPS	1:40.548	50	17 LAPS	1:45.627
2	5 LAPS	1:41.544	4	2 LAPS	1:37.860	4	2 LAPS	1:38.743	46	4 LAPS	1:42.540	4	2 LAPS	1:38.894
4	2 LAPS	1:38.029	46	4 LAPS	1:40.570	29	2 LAPS	1:41.085	29	2 LAPS	1:43.804	29	2 LAPS	1:45.630
46	4 LAPS	1:38.602	29	2 LAPS	1:40.105	46	4 LAPS	1:42.212	3	2 LAPS	1:42.550	3	2 LAPS	1:42.997
29	2 LAPS	1:37.055	3	2 LAPS	1:41.009	3	2 LAPS	1:41.564	44	1:28.040	1:33.445	44	1:28.173	1:35.037
3	2 LAPS	1:41.687	44	1:30.426	1:33.273	44	1:29.212	1:32.625						
44	1:31.724	1:33.264												

**Britcar**

**LAP CHART FOR RACE 10**

(contd.)

Lap 61			Lap 62			Lap 63			Lap 64			Lap 65		
No	Behind	Laptime	No	Behind	Laptime	No	Behind	Laptime	No	Behind	Laptime	No	Behind	Laptime
17		1:35.151	17		1:35.660	17		1:34.714	17		1:34.415	17		1:35.109
66	1 LAP	1:33.472	66	1 LAP	1:34.885	3	3 LAPS	1:41.585	3	3 LAPS	1:41.548	50	18 LAPS	1:48.725
18	10 LAPS	1:35.159	18	10 LAPS	1:35.018	66	1 LAP	1:34.361	66	1 LAP	1:32.818	66	1 LAP	1:33.379
2	8 LAPS	1:47.449	2	8 LAPS	1:40.078	18	10 LAPS	1:35.150	18	10 LAPS	1:34.867	3	3 LAPS	1:42.585
4	2 LAPS	1:40.794	4	2 LAPS	1:38.698	29	4 LAPS	4:07.716P	2	8 LAPS	1:39.376	18	10 LAPS	1:35.212
50	17 LAPS	1:44.403	50	17 LAPS	1:44.218	31	7 LAPS	8:17.606P	29	4 LAPS	1:54.803	2	8 LAPS	1:38.915
44	1:27.906	1:34.884	44	1:25.346	1:33.100	2	8 LAPS	1:39.708	4	2 LAPS	1:39.812	29	4 LAPS	1:40.500
3	2 LAPS	1:42.698				4	2 LAPS	1:37.942	44	1:22.050	1:33.115	44	1:20.425	1:33.484
						44	1:23.350	1:32.718				4	2 LAPS	1:41.311
						50	17 LAPS	1:46.431						

**Britcar**

**LAP CHART FOR RACE 10**

(contd.)

Lap 66			Lap 67			Lap 68			Lap 69			Lap 70		
No	Behind	Laptime	No	Behind	Laptime	No	Behind	Laptime	No	Behind	Laptime	No	Behind	Laptime
17		1:34.765	17		1:38.119	17		1:34.669	17		1:34.681	17		1:35.340
50	18 LAPS	1:44.131	66	1 LAP	1:36.580	66	1 LAP	1:33.027	66	1 LAP	1:32.892	29	5 LAPS	1:45.685
66	1 LAP	1:32.818	18	10 LAPS	1:35.525	18	10 LAPS	1:34.363	18	10 LAPS	1:34.926	4	3 LAPS	1:41.495
18	10 LAPS	1:34.436	50	18 LAPS	1:50.337	50	18 LAPS	1:42.652	50	18 LAPS	1:45.566	66	1 LAP	1:32.852
3	3 LAPS	1:41.660	3	3 LAPS	1:42.805	3	3 LAPS	1:41.502	3	3 LAPS	1:41.499	18	10 LAPS	1:34.954
2	8 LAPS	1:38.674	2	8 LAPS	1:39.335	2	8 LAPS	1:39.149	44	1:10.675	1:32.723	3	3 LAPS	1:41.389
29	4 LAPS	1:39.693	44	1:13.734	1:33.440	44	1:12.633	1:33.568	2	8 LAPS	1:40.366	50	18 LAPS	1:43.728
44	1:18.413	1:32.753	29	4 LAPS	1:42.653	29	4 LAPS	1:48.802				44	1:08.871	1:33.536
4	2 LAPS	1:39.334	4	2 LAPS	1:40.030	4	2 LAPS	1:41.228				2	8 LAPS	1:41.036

**Britcar  
LAP CHART FOR RACE 10**

(contd.)

Lap 71			Lap 72			Lap 73			Lap 74			Lap 75		
No	Behind	Laptime	No	Behind	Laptime	No	Behind	Laptime	No	Behind	Laptime	No	Behind	Laptime
17		1:34.229	17		1:34.228	17		1:34.474	17		1:34.984			
66	1 LAP	1:34.075	66	1 LAP	1:32.832	66	1 LAP	1:32.537	66	1 LAP	1:33.083			
4	3 LAPS	1:42.196	4	3 LAPS	1:41.725	18	10 LAPS	1:35.165	2	9 LAPS	1:43.631			
29	5 LAPS	1:49.787	18	10 LAPS	1:36.353	4	3 LAPS	1:43.721	18	10 LAPS	1:35.775			
18	10 LAPS	1:35.345	29	5 LAPS	1:48.274	29	5 LAPS	1:53.044	4	3 LAPS	1:45.967			
3	3 LAPS	1:42.091	44	1:08.266	1:34.595	44	1:08.429	1:34.637	29	5 LAPS	1:53.094			
50	18 LAPS	1:43.811	3	3 LAPS	1:42.205	3	3 LAPS	1:42.252	44	1:11.050	1:37.605			
44	1:07.899	1:33.257	50	18 LAPS	1:45.441	50	18 LAPS	1:49.341	3	3 LAPS	1:42.864			
2	8 LAPS	1:41.245	2	8 LAPS	1:40.520				50	18 LAPS	1:45.063			