



# **EERC Race Day**

**Oulton Park Circuit**

**8th April 2006**



**Results Provided by MST Sports Timing Ltd**  
***www. msttiming.com***

# Britcar

## QUALIFICATION SESSION

POS	NO	CL	NAME	NAT	ENTRY	TIME	LAPS	GAP	MPH
1	12	2	BURTON/WILCOX		Ferrari 360 Challenge	1:45.303	9		92.03
2	32	1	SHARPE/HAYNES		Ford Falcon	1:45.366	8	0.063	91.97
3	41	3	FIRMAN/MORRIS		Porsche 911 GT3 Cup	1:48.565	8	3.262	89.26
4	16	2	McINEMEY/McINEMEY		Porsche	1:49.639	9	4.336	88.39
5	31	3	RODRIGUEZ/WYATT		BMW M3 E46	1:50.614	8	5.311	87.61
6	5	1	CHAMBERLAIN/ALLEN		Porsche 935 Replica	1:51.969	9	6.666	86.55
7	6	3	MERCER/BULLOCK		Marcos Mantis	1:52.604	9	7.301	86.06
8	42	2	BACK/FOSTER		Ferrari 360	1:52.885	7	7.582	85.85
9	4	3	JENVEY/HARRISON		Marcos Mantis	1:54.498	8	9.195	84.64
10	39	1	MUSTILL/HALL		V8 Opel Star	1:57.314	7	12.011	82.60
11	54	2	Darren DOWLING		TVR Tuscan	1:58.430	4	13.127	81.83
12	87	3	Ben AUCOTT		BMW M3	1:59.314	6	14.011	81.22
13	13	3	BROWN/WHITE		BMW GTR	2:03.272	8	17.969	78.61
14	35	2	Oliver MORLEY		Ferrari 360	2:15.578	7	30.275	71.48
15	29	1	SEBASTIANI/MOTT		Ferrari F40	16:22.098	2	14:36.795	9.86

Red Flag 10:42

Oulton Park  
Circuit Length = 2.6920 miles.  
Start: 10:19

These results are provisional until the conclusion of any judicial and technical matters.

Clerk of Course:	Stewards:	Timekeeper:
------------------	-----------	-------------

# Britcar LAP ANALYSIS

<b>4</b>	<b>JENVEY/HARRISON</b>	Marcos Mantis
1 - 2:23.286	6 - <b>1:54.498</b>	
2 - 2:14.664	7 - 3:38.295P	
3 - 2:05.369	8 - 4:20.301	
4 - 1:58.364		
5 - 1:56.094		
<b>5</b>	<b>CHAMBERLAIN/ALLEN</b>	Porsche 935 Replica
1 - 2:37.053	6 - 3:18.747	
2 - 1:59.283	7 - 2:18.814	
3 - 1:54.771	8 - 2:24.184	
4 - <b>1:51.969</b>	9 - 2:49.259	
5 - 2:18.780P		
<b>6</b>	<b>MERCER/BULLOCK</b>	Marcos Mantis
1 - 2:17.333	6 - 2:01.576P	
2 - 2:02.947	7 - 4:15.886	
3 - 1:53.449	8 - 2:25.295	
4 - 1:54.108	9 - 2:48.054	
5 - <b>1:52.604</b>		
<b>12</b>	<b>BURTON/WILCOX</b>	Ferrari 360 Challenge
1 - 2:54.408	6 - <b>1:45.303</b>	
2 - 1:59.194	7 - 1:52.810	
3 - 1:47.776	8 - 2:26.230P	
4 - 1:48.278	9 - 4:11.295	
5 - 1:46.169		
<b>13</b>	<b>BROWN/WHITE</b>	BMW GTR
1 - 3:10.268	6 - 4:18.649	
2 - 2:16.823	7 - 2:33.061	
3 - 2:07.519	8 - 2:48.033	
4 - <b>2:03.272</b>		
5 - 2:12.460P		
<b>16</b>	<b>McINEMEY/McINEMEY</b>	Porsche
1 - 2:30.967	6 - <b>1:49.639</b>	
2 - 2:09.318	7 - 2:06.627P	
3 - 1:59.185	8 - 5:16.195	
4 - 1:56.889	9 - 2:20.643	
5 - 1:53.123		
<b>29</b>	<b>SEBASTIANI/MOTT</b>	Ferrari F40
1 - <b>X:00.000</b>		
2 - 2:31.866P		

Red Flag 10:42

These results are provisional until the conclusion of any judicial and technical matters.

Oulton Park  
Circuit Length = 2.6920 miles.  
Start: 10:19

Clerk of Course:	Stewards:	Timekeeper:
------------------	-----------	-------------

# Britcar LAP ANALYSIS

(contd.)

<b>31</b>	<b>RODRIGUEZ/WYATT</b>	BMW M3 E46
1 - 2:38.941	6 - <b>1:50.614</b>	
2 - 2:02.930	7 - 2:01.290P	
3 - 1:58.200	8 - 7:22.096	
4 - 1:52.941		
5 - 1:53.250		
<b>32</b>	<b>SHARPE/HAYNES</b>	Ford Falcon
1 - 2:43.282	6 - 1:45.725	
2 - 1:57.741	7 - 1:55.891P	
3 - 1:49.578	8 - 6:17.566	
4 - 1:46.929		
5 - <b>1:45.366</b>		
<b>35</b>	<b>Oliver MORLEY</b>	Ferrari 360
1 - 5:56.819	6 - 2:36.809	
2 - 2:29.269	7 - 2:47.610	
3 - 2:17.484		
4 - <b>2:15.578</b>		
5 - 3:05.481		
<b>39</b>	<b>MUSTILL/HALL</b>	V8 Opel Star
1 - 5:03.330	6 - 3:05.823P	
2 - 2:08.554	7 - 5:47.534	
3 - 1:59.952		
4 - <b>1:57.314</b>		
5 - 1:59.047		
<b>41</b>	<b>FIRMAN/MORRIS</b>	Porsche 911 GT3 Cup
1 - 4:00.932	6 - <b>1:48.565</b>	
2 - 1:55.798	7 - 2:53.768P	
3 - 1:49.913	8 - 5:22.371	
4 - 1:52.043		
5 - 1:55.639		
<b>42</b>	<b>BACK/FOSTER</b>	Ferrari 360
1 - 4:12.029	6 - 2:24.662P	
2 - 1:57.810	7 - 5:40.108	
3 - 1:58.701		
4 - 1:55.368		
5 - <b>1:52.885</b>		
<b>54</b>	<b>Darren DOWLING</b>	TVR Tuscan
1 - 8:20.210		
2 - 2:08.534		
3 - <b>1:58.430</b>		
4 - 2:09.505P		

Red Flag 10:42

These results are provisional until the conclusion of any judicial and technical matters.

Oulton Park  
Circuit Length = 2.6920 miles.  
Start: 10:19

Clerk of Course:	Stewards:	Timekeeper:
------------------	-----------	-------------

**Britcar  
LAP ANALYSIS**

(contd.)

<b>87</b>	<b>Ben AUCOTT</b>	BMW M3
1 - 3:11.276	6 - 2:10.835P	
2 - 2:06.350		
3 - 2:00.065		
4 - <b>1:59.314</b>		
5 - 1:59.343		
<b>97</b>	<b>TBD</b>	
1 - <b>X:00.000</b>		
2 - 2:15.144P		


**Red Flag 10:42**

**These results are provisional until the conclusion of any judicial and technical matters.**

Oulton Park  
Circuit Length = 2.6920 miles.  
Start: 10:19

Clerk of Course:	Stewards:	Timekeeper:
------------------	-----------	-------------

# Britcar GRID For Race 1

ROW 8	97   TBD	29   SEBASTIANI/MOTT
ROW 7	13   BROWN/WHITE	35   MORLEY
ROW 6	54   DOWLING	87   AUCOTT
ROW 5	4   JENVEY/HARRISON	39   MUSTILL/HALL
ROW 4	6   MERCER/BULLOCK	42   BACK/FOSTER
ROW 3	31   RODRIGUEZ/WYATT	5   CHAMBERLAIN/ALLEN
ROW 2	41   FIRMAN/MORRIS	16   McINEMEY/McINEMEY
ROW 1	12   BURTON/WILCOX	32   SHARPE/HAYNES
<b>POLE</b>		
		

Red Flag 10:42

Oulton Park  
Circuit Length = 2.6920 miles.  
Start: 10:19

**These results are provisional until the conclusion of any judicial and technical matters.**

Clerk of Course:

Stewards:

Timekeeper:

# Britcar

## RACE RESULT

POS	NO	CL	NAME	NAT	ENTRY	TIME	LAPS	GAP	MPH	BEST
1	41	3	FIRMAN/MORRIS		Porsche 911 GT3 Cup	59:39.257	28		75.81	1:57.218
2	29	1	SEBASTIANI/MOTT		Ferrari F40	59:26.953	27	1 LAP	73.35	2:00.341
3	18	1	COOK/PELLE		Porsche GT3 RS	59:42.558	27	1 LAP	73.03	1:54.546
4	12	2	BURTON/WILCOX		Ferrari 360 Challenge	59:57.311	27	1 LAP	72.73	1:58.560
5	35	2	Oliver MORLEY		Ferrari 360	1:00:00.024	27	1 LAP	72.68	1:57.967
6	42	2	BACK/FOSTER		Ferrari 360	55:37.266	26	2 LAPS	75.50	1:58.590
7	33	3	SMITH/CUFF		BMW E36 M3	56:25.911	26	2 LAPS	74.41	2:00.961
8	31	3	RODRIGUEZ/WYATT		BMW M3 E46	57:25.404	26	2 LAPS	73.13	2:02.835
9	5	1	CHAMBERLAIN/ALLEN		Porsche 935 Replica	57:56.845	26	2 LAPS	72.47	1:54.468
10	16	2	McINEMEY/McINEMEY		Porsche	55:05.267	25	3 LAPS	73.30	1:59.912
11	6	3	MERCER/BULLOCK		Marcos Mantis	56:23.040	24	4 LAPS	68.75	2:04.383
12	32	1	SHARPE/HAYNES		Ford Falcon	58:00.331	23	5 LAPS	64.04	1:56.711
13	87	3	Ben AUCOTT		BMW M3	59:29.918	23	5 LAPS	62.43	2:04.970

### NOT CLASSIFIED

39	1	MUSTILL/HALL		V8 Opel Star	56:40.153	21	D.N.F.	59.85	2:06.494
13	3	BROWN/WHITE		BMW GTR	55:30.251	13	D.N.F.	37.83	2:09.226
22	3	FOTHERGIL/BENETT		BMW M3 E36	57:49.116	10	D.N.F.	27.93	2:09.184
4	3	JENVEY/HARRISON		Marcos Mantis	15:29.868	7	D.N.F.	72.95	2:07.731
54	2	Darren DOWLING		TVR Tuscan	2:40.360	1	D.N.F.	60.43	

### FASTEST LAP

5	1	CHAMBERLAIN/ALLEN		Porsche 935 Replica	1:54.468	18	84.66mph	136.25kph
41	3	FIRMAN/MORRIS		Porsche 911 GT3 Cup	1:57.218	24	82.67mph	133.05kph
35	2	Oliver MORLEY		Ferrari 360	1:57.967	22	82.15mph	132.21kph

Car 18 1 Lap rejected Fosters Loop(27)

1 Hour Result.

These results are provisional until the conclusion of any judicial and technical matters.

Oulton Park  
Circuit Length = 2.6920 miles.  
Start: 13:08

Clerk of Course:	Stewards:	Timekeeper:
------------------	-----------	-------------

# Britcar

## RACE RESULT

POS	NO	CL	NAME	NAT	ENTRY	TIME	LAPS	GAP	MPH	BEST
1	41	3	FIRMAN/MORRIS		Porsche 911 GT3 Cup	1:03:54.248	30		75.82	1:57.218
2	29	1	SEBASTIANI/MOTT		Ferrari F40	1:03:59.067	29	1 LAP	73.20	2:00.341
3	18	1	COOK/PELLE		Porsche GT3 RS	1:04:04.762	29	1 LAP	73.09	1:54.546
4	12	2	BURTON/WILCOX		Ferrari 360 Challenge	1:04:11.049	29	1 LAP	72.97	1:58.560
5	35	2	Oliver MORLEY		Ferrari 360	1:04:13.754	29	1 LAP	72.92	1:57.967
6	5	1	CHAMBERLAIN/ALLEN		Porsche 935 Replica	1:05:12.550	29	1 LAP	71.83	1:54.468
7	42	2	BACK/FOSTER		Ferrari 360	1:05:19.661	29	1 LAP	71.70	1:58.590
8	33	3	SMITH/CUFF		BMW E36 M3	1:06:09.028	29	1 LAP	70.80	2:00.961
9	31	3	RODRIGUEZ/WYATT		BMW M3 E46	1:04:58.484	28	2 LAPS	69.60	2:02.835
10	16	2	McINEMEY/McINEMEY		Porsche	1:05:44.547	28	2 LAPS	68.79	1:59.912
11	32	1	SHARPE/HAYNES		Ford Falcon	1:04:51.713	26	4 LAPS	64.74	1:56.711
12	87	3	Ben AUCOTT		BMW M3	1:03:59.447	25	5 LAPS	63.10	2:04.970
13	6	3	MERCER/BULLOCK		Marcos Mantis	56:23.040	24	6 LAPS	68.75	2:04.383

### NOT CLASSIFIED

39	1	MUSTILL/HALL		V8 Opel Star	56:40.153	21	D.N.F.	59.85	2:06.494
13	3	BROWN/WHITE		BMW GTR	1:05:17.580	16	N.C.F.	39.58	2:09.226
22	3	FOTHERGIL/BENETT		BMW M3 E36	1:05:59.501	13	N.C.F.	31.81	2:09.184
4	3	JENVEY/HARRISON		Marcos Mantis	15:29.868	7	D.N.F.	72.95	2:07.731
54	2	Darren DOWLING		TVR Tuscan	2:40.360	1	D.N.F.	60.43	

### FASTEST LAP

5	1	CHAMBERLAIN/ALLEN		Porsche 935 Replica	1:54.468	18	84.66mph	136.25kph
41	3	FIRMAN/MORRIS		Porsche 911 GT3 Cup	1:57.218	24	82.67mph	133.05kph
35	2	Oliver MORLEY		Ferrari 360	1:57.967	22	82.15mph	132.21kph

Car 18 1 Lap rejected Fosters Loop(27)

Red Flag After 69 mins

These results are provisional until the conclusion of any judicial and technical matters.

Oulton Park

Circuit Length = 2.6920 miles.

Start: 13:08

Clerk of Course:	Stewards:	Timekeeper:
------------------	-----------	-------------

# Britcar LAP CHART

Lap 1			Lap 2			Lap 3			Lap 4			Lap 5		
No	Behind	Laptime	No	Behind	Laptime	No	Behind	Laptime	No	Behind	Laptime	No	Behind	Laptime
32		2:08.871	32		2:03.320	32		2:00.983	32		2:01.970	32		1:56.711
12	0.983	2:09.854	5	6.533	2:07.694	5	6.423	2:00.873	5	1.964	1:57.511	5	0.806	1:55.553
5	2.159	2:11.030	41	7.626	2:07.545	41	8.471	2:01.828	41	6.614	2:00.113	41	17.561	2:07.658
41	3.401	2:12.272	16	15.601	2:13.094	35	20.088	2:02.806	35	19.958	2:01.840	35	24.906	2:01.659
16	5.827	2:14.698	6	18.106	2:11.858	16	23.798	2:09.180	16	27.626	2:05.798	16	35.189	2:04.274
6	9.568	2:18.439	35	18.265	2:09.161	6	26.084	2:08.961	42	28.494	2:04.098	42	36.305	2:04.522
42	10.112	2:18.983	42	19.476	2:12.684	42	26.366	2:07.873	12	29.439	2:04.348	12	36.634	2:03.906
4	12.124	2:20.995	12	20.661	2:22.998	12	27.061	2:07.383	6	34.408	2:10.294	18	43.201	2:04.497
35	12.424	2:21.295	39	21.696	2:11.283	39	30.043	2:09.330	39	34.848	2:06.775	39	44.978	2:06.841
39	13.733	2:22.604	29	22.374	2:10.849	29	31.593	2:10.202	18	35.415	2:04.588	6	46.340	2:08.643
13	14.703	2:23.574	33	23.196	2:10.586	33	31.901	2:09.688	29	38.875	2:09.252	29	47.158	2:04.994
29	14.845	2:23.716	18	24.195	2:09.240	18	32.797	2:09.585	33	39.324	2:09.393	33	47.761	2:05.148
33	15.930	2:24.801	87	28.534	2:13.793	87	38.503	2:10.952	87	46.352	2:09.819	87	57.577	2:07.936
87	18.061	2:26.932	4	32.180	2:23.376	4	42.042	2:10.845	4	49.800	2:09.728	4	1:00.820	2:07.731
18	18.275	2:27.146	31	36.752	2:12.826	31	44.922	2:09.153	31	50.945	2:07.993	31	1:02.581	2:08.347
31	27.246	2:36.117	13	45.849	2:34.466	13	54.092	2:09.226	13	1:19.805	2:27.683	13	1:33.126	2:10.032
54	31.489	2:40.360P												

Car 18 1 Lap rejected Fosters Loop(27)  
Red Flag After 69 mins

# Britcar LAP CHART

(contd.)

Lap 6			Lap 7			Lap 8			Lap 9			Lap 10		
No	Behind	Laptime	No	Behind	Laptime	No	Behind	Laptime	No	Behind	Laptime	No	Behind	Laptime
32		1:57.701	5		2:05.775	5		1:57.803	5		2:00.215	5		3:48.152
5	0.629	1:57.524	41	16.008	2:01.783	41	19.239	2:01.034	39	1 LAP	2:20.977	39	1 LAP	3:40.376
41	20.629	2:00.769	35	20.342	1:59.785	35	27.981	2:05.442	13	1 LAP	2:21.243P	41	2.029	3:29.965
35	26.961	1:59.756	16	37.484	2:01.721	12	43.524	2:03.173	41	20.216	2:01.192	35	2.978	3:21.771
16	42.167	2:04.679	12	38.154	2:01.267	16	44.857	2:05.176	35	29.359	2:01.593	12	3.791	3:07.171
42	42.702	2:04.098	42	40.888	2:04.590	42	45.226	2:02.141	12	44.772	2:01.463	16	5.689	3:05.924
12	43.291	2:04.358	18	42.387	2:03.136	18	46.253	2:01.669	42	47.830	2:02.819	42	6.817	3:07.139
18	45.655	2:00.155	6	56.775	2:07.833	29	1:08.158	2:08.476	16	47.917	2:03.275	18	7.960	3:07.208
6	55.346	2:06.707	29	57.485	2:07.870	6	1:08.463	2:09.491	18	48.904	2:02.866	29	8.971	2:44.616
29	56.019	2:06.562	33	57.798	2:07.655	33	1:09.358	2:09.363	29	1:12.507	2:04.564	6	10.054	2:42.212
33	56.547	2:06.487	87	1:11.423	2:09.160	87	1:20.339	2:06.719	6	1:15.994	2:07.746	33	10.763	2:42.363
87	1:08.667	2:08.791	4	1:13.908	2:08.437	31	1:22.528	2:05.419	33	1:16.552	2:07.409	87	11.515	2:31.715
4	1:11.875	2:08.756	31	1:14.912	2:08.011				87	1:27.952	2:07.828	31	12.784	2:32.500
31	1:13.305	2:08.425	39	1:46.104	2:12.699				31	1:28.436	2:06.123	32	3 LAPS	11:24.050P
39	1:39.809	2:52.532	13	1:48.824	2:10.088									
13	1:45.140	2:09.715												

Car 18 1 Lap rejected Fosters Loop(27)  
Red Flag After 69 mins

**Britcar  
LAP CHART**

(contd.)

Lap 11			Lap 12			Lap 13			Lap 14			Lap 15		
No	Behind	Laptime	No	Behind	Laptime	No	Behind	Laptime	No	Behind	Laptime	No	Behind	Laptime
5		2:45.643	5		1:56.182	5		1:55.860	5		1:55.791	5		1:56.067
39	1 LAP	2:45.407	41	5.377	2:00.016	41	8.328	1:58.811	41	10.905	1:58.368	41	14.072	1:59.234
41	1.543	2:45.157	35	9.585	2:03.917	35	13.380	1:59.655	35	16.140	1:58.551	35	19.165	1:59.092
35	1.850	2:44.515	12	12.254	2:06.006	12	15.715	1:59.321	12	22.467	2:02.543	12	26.526	2:00.126
12	2.430	2:44.282	39	1 LAP	2:08.300	16	20.146	2:02.618	16	25.089	2:00.734	16	28.934	1:59.912
16	4.482	2:44.436	16	13.388	2:05.088	42	21.004	2:02.829	42	26.446	2:01.233	42	30.377	1:59.998
42	4.685	2:43.511	42	14.035	2:05.532	18	21.997	2:02.918	18	27.146	2:00.940	18	31.683	2:00.604
18	6.487	2:44.170	18	14.939	2:04.634	39	1 LAP	2:08.568	29	36.524	2:03.004	29	40.798	2:00.341
29	8.903	2:45.575	29	20.235	2:07.514	29	29.311	2:04.936	33	36.881	2:02.581	33	42.477	2:01.663
6	11.568	2:47.157	33	22.205	2:05.536	33	30.091	2:03.746	39	1 LAP	2:11.269	32	4 LAPS	1:59.988
33	12.851	2:47.731	6	23.153	2:07.767	6	32.131	2:04.838	32	4 LAPS	2:03.080	6	52.123	2:05.621
87	13.863	2:47.991	87	25.350	2:07.669	87	34.460	2:04.970	6	42.569	2:06.229	31	52.972	2:04.999
31	15.351	2:48.210	31	26.026	2:06.857	32	4 LAPS	2:01.084	31	44.040	2:03.080	39	1 LAP	2:11.176
			32	4 LAPS	3:40.036	31	36.751	2:06.585	87	46.970	2:08.301	87	58.447	2:07.544

Car 18 1 Lap rejected Fosters Loop(27)  
Red Flag After 69 mins

Oulton Park  
Circuit Length = 2.6920 miles.  
Start: 13:08

**Britcar  
LAP CHART**

(contd.)

Lap 16			Lap 17			Lap 18			Lap 19			Lap 20		
No	Behind	Laptime	No	Behind	Laptime	No	Behind	Laptime	No	Behind	Laptime	No	Behind	Laptime
5		1:55.674	5		1:57.590	5		1:54.468	5		1:56.249	5		1:56.288
41	17.532	1:59.134	22	16 LAPS	36:34.286	41	23.098	1:59.004	41	26.641	1:59.792	39	2 LAPS	2:27.634P
35	21.473	1:57.982	41	18.562	1:58.620	35	26.212	1:58.620	35	29.575	1:59.612	41	29.911	1:59.558
12	35.445	2:04.593	35	22.060	1:58.177	22	16 LAPS	2:17.097	12	46.583	2:02.232	35	32.715	1:59.428
18	37.026	2:01.017	12	36.415	1:58.560	12	40.600	1:58.653	18	47.222	2:01.059	12	49.050	1:58.755
42	37.695	2:02.992	18	38.032	1:58.596	18	42.412	1:58.848	22	16 LAPS	2:14.733	18	50.210	1:59.276
29	47.718	2:02.594	42	40.524	2:00.419	42	47.062	2:01.006	42	50.782	1:59.969	42	54.621	2:00.127
33	48.974	2:02.171	29	52.748	2:02.620	32	4 LAPS	1:59.399	32	4 LAPS	1:59.518	32	4 LAPS	2:00.165
32	4 LAPS	2:00.368	33	53.366	2:01.982	29	1:00.383	2:02.103	33	1:08.068	2:02.719	22	16 LAPS	2:13.683
6	1:02.717	2:06.268	32	4 LAPS	2:00.390	33	1:01.598	2:02.700	29	1:24.788	2:20.654	33	1:14.200	2:02.420
31	1:03.423	2:06.125	31	1:09.680	2:03.847	31	1:21.248	2:06.036	6	1:30.461	2:05.357	29	1:32.926	2:04.426
39	1 LAP	2:12.721	6	1:09.930	2:04.803	6	1:21.353	2:05.891	31	1:31.080	2:06.081	6	1:38.556	2:04.383
87	1:14.639	2:11.866	39	1 LAP	2:06.494	39	1 LAP	2:07.981	87	1:45.906	2:05.846	31	1:39.317	2:04.525
16	1:27.931	2:54.671	87	1:24.843	2:07.794	87	1:36.309	2:05.934	16	1:46.546	2:04.051	16	1:51.917	2:01.659
			16	1:31.128	2:00.787	16	1:38.744	2:02.084						

Car 18 1 Lap rejected Fosters Loop(27)  
Red Flag After 69 mins

# Britcar LAP CHART

(contd.)

Lap 21			Lap 22			Lap 23			Lap 24			Lap 25		
No	Behind	Laptime	No	Behind	Laptime	No	Behind	Laptime	No	Behind	Laptime	No	Behind	Laptime
5		1:55.019	5		1:58.201	5		1:57.678	5		2:21.170P	41		1:59.002
87	1 LAP	2:07.200	16	1 LAP	2:01.833	16	1 LAP	1:59.960	41	9.713	1:57.218	35	3.708	1:58.974
41	32.198	1:57.306	87	1 LAP	2:21.005P	41	33.665	1:59.152	35	13.449	1:57.974	18	6.012	1:55.676
35	36.416	1:58.720	41	32.191	1:58.194	35	36.645	1:58.141	18	19.051	1:54.818	42	34.450	2:00.238
18	51.027	1:55.836	35	36.182	1:57.967	18	45.403	1:54.546	12	36.452	1:59.213	32	4 LAPS	1:57.577
12	54.174	2:00.143	18	48.535	1:55.709	12	58.409	2:00.293	42	42.927	1:58.590	12	36.900	2:09.163P
42	59.444	1:59.842	12	55.794	1:59.821	42	1:05.507	1:59.813	32	4 LAPS	1:57.301	33	1:04.481	2:05.632
32	4 LAPS	1:59.717	42	1:03.372	2:02.129	32	4 LAPS	1:57.207	33	1:07.564	2:00.961	29	1:29.763	2:08.518
33	1:20.899	2:01.718	32	4 LAPS	1:58.799	33	1:27.773	2:01.569	29	1:29.960	2:01.078	31	1:58.632	2:19.781
13	12 LAPS	2:20.447	39	3 LAPS	4:58.703	39	3 LAPS	2:27.142P	16	1:46.975	2:00.931			
29	1:41.607	2:03.700	33	1:23.882	2:01.184	29	1:50.052	2:01.974	31	1:47.566	2:02.835			
22	16 LAPS	2:28.771	29	1:45.756	2:02.350	31	2:05.901	2:07.933	13	12 LAPS	2:10.477			
6	1:48.107	2:04.570	6	1:55.270	2:05.364	22	16 LAPS	2:09.184	22	16 LAPS	2:22.601			
31	1:48.628	2:04.330	31	1:55.646	2:05.219	16	2:07.214	2:04.402						
			22	16 LAPS	2:12.243	6	2:10.578	2:12.986P						
			13	12 LAPS	2:15.044	13	12 LAPS	2:13.231						

Car 18 1 Lap rejected Fosters Loop(27)  
Red Flag After 69 mins

**Britcar  
LAP CHART**

(contd.)

Lap 26			Lap 27			Lap 28			Lap 29			Lap 30		
No	Behind	Laptime	No	Behind	Laptime	No	Behind	Laptime	No	Behind	Laptime	No	Behind	Laptime
41		2:15.362	41		2:32.727	41		2:18.443	41		2:06.183	41		2:08.808
35	9.376	2:21.030P	31	1 LAP	2:54.047P	18	1 LAP	4:35.770	18	1 LAP	2:12.658	29	1 LAP	2:16.159
22	17 LAPS	2:30.850	12	1 LAP	4:29.996	12	1 LAP	2:17.690	12	1 LAP	2:07.762	87	5 LAPS	2:15.844
16	1 LAP	2:54.282P	22	17 LAPS	2:45.668	35	1 LAP	5:02.561	35	1 LAP	2:07.756	18	1 LAP	2:09.546
18	18.701	2:28.051	5	1 LAP	2:35.130	13	14 LAPS	4:44.792	31	2 LAPS	5:06.578	12	1 LAP	2:05.976
5	1 LAP	4:57.705	32	4 LAPS	2:25.719	42	1 LAP	4:38.671	32	4 LAPS	2:16.142	35	1 LAP	2:05.974
13	13 LAPS	3:05.025P	29	2:06.139	2:29.320	22	17 LAPS	2:27.180	22	17 LAPS	2:24.571	32	4 LAPS	2:12.208
32	4 LAPS	2:26.377	87	4 LAPS	2:19.647	32	4 LAPS	2:23.032	13	14 LAPS	2:29.175	31	2 LAPS	2:26.502
42	49.179	2:30.091P				5	1 LAP	2:27.683	5	1 LAP	2:21.752	5	1 LAP	2:26.270
6	2 LAPS	6:09.622P				16	2 LAPS	6:01.976	42	1 LAP	2:33.534	13	14 LAPS	2:33.362
33	1:37.824	2:48.705P				33	1 LAP	5:13.719	16	2 LAPS	2:15.773	42	1 LAP	2:30.190
39	5 LAPS	6:51.341P				29	2:03.651	2:15.955	33	1 LAP	2:12.767	16	2 LAPS	2:21.531
29	2:09.546	2:55.145				87	4 LAPS	2:13.685				22	17 LAPS	3:18.634P
87	4 LAPS	10:40.506										33	1 LAP	2:16.631

Car 18 1 Lap rejected Fosters Loop(27)  
Red Flag After 69 mins

# Britsports QUALIFICATION SESSION

POS	NO	CL	NAME	NAT	ENTRY	TIME	LAPS	GAP	MPH
1	70	1	ROBERTS/PARKER		Juno Sports Prototype	1:32.742	16		104.49
2	16	2	PASHLEY/WARD		Bicknell RE95	1:34.357	10	1.615	102.70
3	1	1	Tony FREEMAN		Radical Prosport	1:37.891	14	5.149	99.00
4	51	1	Robert OLDERSHAW		Juno SS2 V6	1:38.113	9	5.371	98.77
5	23	2	Jay WHEALS		Spreads RS06	1:39.296	10	6.554	97.59
6	50	2	WILLIAMS/PLUCK		Radical Prosport	1:39.779	11	7.037	97.12
7	7	1	Simon HEAPS		Pilbeam MP91	1:43.715	3	10.973	93.44

Oulton Park  
Circuit Length = 2.6920 miles.  
Start: 10:56 End: 11:26

**These results are provisional until the conclusion of any judicial and technical matters.**

Clerk of Course:	Stewards:	Timekeeper:
------------------	-----------	-------------

# Britsports LAP ANALYSIS

<b>1</b>	<b>Tony FREEMAN</b>	Radical Prosport	
1 - X:00.000	6 - 1:42.125	11 - <b>1:37.891</b>	
2 - 1:42.102	7 - 1:46.161P	12 - 1:38.283	
3 - 1:39.630	8 - 5:44.955	13 - 1:38.659	
4 - 1:40.141	9 - 1:39.239	14 - 2:07.794P	
5 - 1:40.594	10 - 1:38.875		
<b>7</b>	<b>Simon HEAPS</b>	Pilbeam MP91	
1 - X:00.000			
2 - 1:44.425			
3 - <b>1:43.715</b>			
<b>16</b>	<b>PASHLEY/WARD</b>	Bicknell RE95	
1 - X:00.000	6 - 4:51.555		
2 - 1:45.272	7 - 1:35.906		
3 - 1:41.374	8 - 1:34.517		
4 - 1:41.325	9 - <b>1:34.357</b>		
5 - 1:49.219P	10 - 2:04.200P		
<b>23</b>	<b>Jay WHEALS</b>	Spreads RS06	
1 - X:00.000	6 - 1:40.180		
2 - 1:44.802	7 - 1:57.021		
3 - 1:45.228	8 - 1:39.429		
4 - 2:07.178P	9 - 1:40.125		
5 - 8:34.711	10 - <b>1:39.296</b>		
<b>50</b>	<b>WILLIAMS/PLUCK</b>	Radical Prosport	
1 - X:00.000	6 - <b>1:39.779</b>	11 - 2:10.981P	
2 - 1:40.832	7 - 1:55.263P		
3 - 1:40.159	8 - 4:03.028		
4 - 1:57.590P	9 - 1:41.490		
5 - 2:47.000	10 - 1:39.830		
<b>51</b>	<b>Robert OLDERSHAW</b>	Juno SS2 V6	
1 - X:00.000	6 - 1:39.398		
2 - 1:42.834	7 - 1:38.694		
3 - 1:39.107	8 - <b>1:38.113</b>		
4 - 1:38.749	9 - 1:39.519		
5 - 1:39.194			
<b>70</b>	<b>ROBERTS/PARKER</b>	Juno Sports Prototype	
1 - X:00.000	6 - 1:33.288	11 - 3:50.539	16 - 1:42.452
2 - 1:42.409	7 - 1:35.087	12 - 1:43.975	
3 - 1:35.382	8 - 1:35.798	13 - 1:44.407	
4 - 1:43.606P	9 - <b>1:32.742</b>	14 - 1:47.307	
5 - 3:28.801	10 - 1:51.448P	15 - 1:43.288	

# Britsports GRID RACE 2

ROW  
4

7 HEAPS

ROW  
3

23 WHEALS

50 WILLIAMS/PLUCK

ROW  
2

1 FREEMAN


51 OLDERSHAW

ROW  
1

70 ROBERTS/PARKER

16 PASHLEY/WARD

POLE



Oulton Park  
Circuit Length = 2.6920 miles.  
Start: 10:56 End: 11:26

**These results are provisional until the conclusion of any judicial and technical matters.**

Clerk of Course:	Stewards:	Timekeeper:
------------------	-----------	-------------

# Britsports

## RACE RESULT

POS	NO	CL	NAME	NAT	ENTRY	TIME	LAPS	GAP	MPH	BEST
1	51	1	<b>Robert OLDERSHAW</b>		Juno SS2 V6	54:35.781	27		79.87	1:51.498
2	16	2	<b>PASHLEY/WARD</b>		Bicknell RE95	55:07.888	27	32.107	79.10	1:49.456
3	50	2	<b>WILLIAMS/PLUCK</b>		Radical Prosport	55:27.430	26	1 LAP	75.72	1:56.766
4	70	1	<b>ROBERTS/PARKER</b>		Juno Sports Prototype	51:42.719	25	2 LAPS	78.08	1:49.877
NOT CLASSIFIED										
1	1		<b>Tony FREEMAN</b>		Radical Prosport	16:09.525	8	D.N.F.	79.96	1:58.155
FASTEST LAP										
16	2		<b>PASHLEY/WARD</b>		Bicknell RE95	1:49.456	21	88.54mph	142.49kph	
70	1		<b>ROBERTS/PARKER</b>		Juno Sports Prototype	1:49.877	15	88.20mph	141.94kph	

Red Flag 16:03

These results are provisional until the conclusion of any judicial and technical matters.

Oulton Park  
Circuit Length = 2.6920 miles.  
Start: 15:08

Clerk of Course:	Stewards:	Timekeeper:
------------------	-----------	-------------

# Britsports LAP CHART

Lap 1			Lap 2			Lap 3			Lap 4			Lap 5		
No	Behind	Laptime	No	Behind	Laptime	No	Behind	Laptime	No	Behind	Laptime	No	Behind	Laptime
70		2:00.426	70		1:56.457	70		1:52.922	70		1:52.072	70		1:50.721
51	3.949	2:04.375	51	8.433	2:00.941	51	15.690	2:00.179	51	21.462	1:57.844	51	29.506	1:58.765
16	5.852	2:06.278	50	13.496	2:02.392	50	22.343	2:01.769	50	31.403	2:01.132	1	40.936	1:59.053
50	7.561	2:07.987	1	16.579	2:05.413	1	24.980	2:01.323	1	32.604	1:59.696	50	41.343	2:00.661
1	7.623	2:08.049	16	17.127	2:07.732	16	28.665	2:04.460	16	40.461	2:03.868	16	52.158	2:02.418

**Red Flag 16:03**

Oulton Park  
Circuit Length = 2.6920 miles.  
Start: 15:08

Clerk of Course:

Stewards:

Timekeeper:

# Britsports LAP CHART

(contd.)

Lap 6			Lap 7			Lap 8			Lap 9			Lap 10		
No	Behind	Laptime	No	Behind	Laptime	No	Behind	Laptime	No	Behind	Laptime	No	Behind	Laptime
70		1:51.938	70		1:53.513	70		1:52.323	70		1:58.210	70		1:53.591
51	37.166	1:59.598	51	42.949	1:59.296	51	49.141	1:58.515	51	48.017	1:57.086	16	2 LAPS	4:21.976
1	47.153	1:58.155	1	51.987	1:58.347	1	59.153	1:59.489	50	1:02.757	1:59.168	51	50.224	1:55.798
50	48.513	1:59.108	50	54.822	1:59.822	50	1:01.799	1:59.300				50	1:07.264	1:58.098
16	1:05.897	2:05.677	16	1:23.942	2:11.558P									

**Red Flag 16:03**

Oulton Park  
Circuit Length = 2.6920 miles.  
Start: 15:08

Clerk of Course:

Stewards:

Timekeeper:

**Britsports  
LAP CHART**

(contd.)

Lap 11			Lap 12			Lap 13			Lap 14			Lap 15		
No	Behind	Laptime	No	Behind	Laptime	No	Behind	Laptime	No	Behind	Laptime	No	Behind	Laptime
70		1:50.122	70		1:50.766	70		1:50.200	70		1:51.075	70		1:49.877
16	2 LAPS	2:05.348	16	2 LAPS	1:55.195	16	2 LAPS	1:54.651	16	2 LAPS	1:53.104	16	2 LAPS	1:52.971
51	57.132	1:57.030	51	1:02.884	1:56.518	51	1:08.905	1:56.221	50	2 LAPS	5:01.964	50	2 LAPS	2:05.122
50	1:23.422	2:06.280P							51	1:20.616	2:02.786P			

**Red Flag 16:03**

Oulton Park  
Circuit Length = 2.6920 miles.  
Start: 15:08

Clerk of Course:	Stewards:	Timekeeper:
------------------	-----------	-------------

# Britsports LAP CHART

(contd.)

Lap 16			Lap 17			Lap 18			Lap 19			Lap 20		
No	Behind	Laptime	No	Behind	Laptime	No	Behind	Laptime	No	Behind	Laptime	No	Behind	Laptime
70		1:54.990	70		1:50.508	70		1:50.111	70		1:52.954	70		1:57.262P
16	2 LAPS	1:51.700	16	2 LAPS	1:51.161	16	2 LAPS	1:51.197	51	2 LAPS	1:56.483	16	2 LAPS	1:50.120
50	2 LAPS	2:01.651	50	2 LAPS	2:00.645	50	2 LAPS	1:59.288	16	2 LAPS	1:51.174	50	2 LAPS	1:59.790
51	1 LAP	4:09.433	51	1 LAP	1:54.302				50	2 LAPS	1:58.616	51	1 LAP	1:52.982
									51	1 LAP	1:52.468	16	1 LAP	1:50.075
												51	3:44.898	1:54.316
												50	1 LAP	2:06.835P
												16	4:00.564	1:49.939

Red Flag 16:03

Oulton Park  
Circuit Length = 2.6920 miles.  
Start: 15:08

Clerk of Course:	Stewards:	Timekeeper:
------------------	-----------	-------------

**Britsports  
LAP CHART**

(contd.)

Lap 21			Lap 22			Lap 23			Lap 24			Lap 25		
No	Behind	Laptime	No	Behind	Laptime	No	Behind	Laptime	No	Behind	Laptime	No	Behind	Laptime
70		4:51.176	70		2:09.999	70		2:12.935	51		1:53.055	51		1:53.227
51	47.447	1:53.725	51	29.373	1:51.925	51	7.936	1:51.498	70	8.650	2:09.641	16	17.647	2:00.143
16	58.844	1:49.456	16	38.477	1:49.632	16	15.747	1:50.205	16	10.731	1:55.975	50	1 LAP	1:57.505
50	1 LAP	2:13.670	50	1 LAP	1:58.306	50	1 LAP	1:57.403	50	1 LAP	1:57.262	70	54.353	2:38.930

**Red Flag 16:03**

Oulton Park  
Circuit Length = 2.6920 miles.  
Start: 15:08

Clerk of Course:	Stewards:	Timekeeper:
------------------	-----------	-------------

**Britsports  
LAP CHART**

(contd.)

Lap 26			Lap 27			Lap 28			Lap 29			Lap 30		
No	Behind	Laptime	No	Behind	Laptime	No	Behind	Laptime	No	Behind	Laptime	No	Behind	Laptime
51		1:53.360	51		1:54.055									
16	25.089	2:00.802	16	32.107	2:01.073									
50	1 LAP	1:56.890	50	1 LAP	1:56.766									

**Red Flag 16:03**

Oulton Park  
Circuit Length = 2.6920 miles.  
Start: 15:08

Clerk of Course:	Stewards:	Timekeeper:
------------------	-----------	-------------

# Production S1

## QUALIFICATION SESSION

POS	NO	CL	NAME	NAT	ENTRY	TIME	LAPS	GAP	MPH
1	97	2	STEPHENS/CAMPBELL		BMW E30 M3	1:51.946	9		86.57
2	76	1	FENTON/GARDINER		BMW M3	1:52.353	8	0.407	86.25
3	70	1	Steven MARKEY		BMW M3 E36	1:53.398	4	1.452	85.46
4	55	2	LAWSON/WILDS		BMW 320i E46	1:54.151	10	2.205	84.89
5	87	1	AUCOTT/MACARI		BMW M3	1:54.687	9	2.741	84.50
6	53	1	Will GAMSKI		Ferrari 355 Challenge	1:57.147	8	5.201	82.72
7	81	3	SMITH/PLOTNEK		MG ZR	1:57.309	10	5.363	82.61
8	86	2	HORTON/CUNNINGHAM		Seat Leon Cupra R	1:57.924	12	5.978	82.18
9	77	3	RIDLEY-HOLLOWAY/MASON		Honda Civic Type R	1:59.014	9	7.068	81.42
10	92	2	GEORGE/BENNETT		Honda Civic	1:59.723	8	7.777	80.94
11	61	2	McINERNEY/McINERNEY		Honda Integra	2:00.548	8	8.602	80.39
12	80	3	SMITH/BENNETT-BAGGS		MG ZR	2:03.616	8	11.670	78.39
13	69	3	CLYNES/GORTON		Ford Focus	2:06.483	9	14.537	76.62
14	88	3	FRICK/FLATT		VW Beetle RSi	2:09.432	12	17.486	74.87
15	66	2	Richard PERKS		Honda DC2 Integra	2:09.584	7	17.638	74.78
16	72	3	BALLENTYNE/BALENTYNE		Porsche 944	2:09.731	10	17.785	74.70
17	64	2	COULSON/REYNOLDS		Honda Civic Type R	2:10.761	8	18.815	74.11
18	58	2	Peter WILLIAMS		BMW E30 M3	2:12.604	9	20.658	73.08

Cars 88 Please fit Transponders

Oulton Park  
Circuit Length = 2.6920 miles.  
Start: 11:38 End: 12:08

These results are provisional until the conclusion of any judicial and technical matters.

Clerk of Course:	Stewards:	Timekeeper:
------------------	-----------	-------------

# Production S1 LAP ANALYSIS

<b>33</b>	<b>TBD</b>	
1 - X:00.000	6 - 2:28.003P	
2 - 2:11.766		
3 - 2:07.245		
4 - 1:58.663		
5 - <b>1:55.101</b>		
<b>53</b>	<b>Will GAMSKI</b>	Ferrari 355 Challenge
1 - X:00.000	6 - <b>1:57.147</b>	
2 - 1:59.142	7 - 2:12.997P	
3 - 1:58.723	8 - 6:13.260P	
4 - 1:57.541		
5 - 1:58.019		
<b>55</b>	<b>LAWSON/WILDS</b>	BMW 320i E46
1 - X:00.000	6 - <b>1:54.151</b>	
2 - 2:02.011	7 - 2:09.309P	
3 - 1:57.628	8 - 5:28.319	
4 - 1:55.148	9 - 2:34.768P	
5 - 1:55.104	10 - 7:15.504	
<b>58</b>	<b>Peter WILLIAMS</b>	BMW E30 M3
1 - X:00.000	6 - 2:21.342	
2 - 2:30.481	7 - 2:13.925	
3 - 2:19.186	8 - <b>2:12.604</b>	
4 - 2:14.334	9 - 2:57.769P	
5 - 2:13.931		
<b>61</b>	<b>McINERNEY/McINERNEY</b>	Honda Integra
1 - X:00.000	6 - 2:23.975P	
2 - 2:12.975	7 - 4:03.664	
3 - 2:02.656	8 - 2:26.870P	
4 - <b>2:00.548</b>		
5 - 2:00.778		
<b>64</b>	<b>COULSON/REYNOLDS</b>	Honda Civic Type R
1 - X:00.000	6 - 3:59.386	
2 - 2:16.711	7 - 2:13.715	
3 - 2:16.256	8 - 2:31.072P	
4 - <b>2:10.761</b>		
5 - 2:16.977P		
<b>66</b>	<b>Richard PERKS</b>	Honda DC2 Integra
1 - X:00.000	6 - 2:26.653P	
2 - 2:14.254	7 - 5:27.975P	
3 - 2:10.053		
4 - <b>2:09.584</b>		
5 - 2:12.251		

# Production S1 LAP ANALYSIS

(contd.)


<b>69</b>	<b>CLYNES/GORTON</b>	Ford Focus
1 - X:00.000	6 - 2:10.727	
2 - 2:10.296	7 - 2:13.484P	
3 - 2:09.660	8 - 3:25.004	
4 - 2:07.379	9 - 2:42.641P	
5 - <b>2:06.483</b>		
<b>70</b>	<b>Steven MARKEY</b>	BMW M3 E36
1 - X:00.000		
2 - <b>1:53.398</b>		
3 - 1:53.850		
4 - 2:19.766P		
<b>72</b>	<b>BALLENTYNE/BALENTYNE</b>	Porsche 944
1 - X:00.000	6 - 2:15.548	
2 - 2:16.624	7 - 2:11.901	
3 - 2:13.509	8 - 2:10.737	
4 - 2:12.160	9 - 2:14.744	
5 - <b>2:09.731</b>	10 - 2:25.466P	
<b>76</b>	<b>FENTON/GARDINER</b>	BMW M3
1 - X:00.000	6 - 2:09.172	
2 - 1:53.027	7 - 2:02.521	
3 - <b>1:52.353</b>	8 - 2:20.357P	
4 - 2:08.410P		
5 - 3:43.314		
<b>77</b>	<b>RIDLEY-HOLLOWAY/MASON</b>	Honda Civic Type R
1 - X:00.000	6 - 2:58.791	
2 - 2:01.617	7 - 2:01.994	
3 - 2:04.061	8 - <b>1:59.014</b>	
4 - 2:04.703	9 - 2:28.592P	
5 - 2:10.206P		
<b>80</b>	<b>SMITH/BENNETT-BAGGS</b>	MG ZR
1 - X:00.000	6 - 3:36.423	
2 - 2:14.586	7 - <b>2:03.616</b>	
3 - 2:08.803	8 - 2:18.371P	
4 - 2:12.059		
5 - 2:19.425P		
<b>81</b>	<b>SMITH/PLOTNEK</b>	MG ZR
1 - X:00.000	6 - <b>1:57.309</b>	
2 - 2:01.938	7 - 2:15.330P	
3 - 1:58.625	8 - 3:26.756	
4 - 1:58.017	9 - 8:26.493	
5 - 2:02.640	10 - 2:24.014P	

# Production S1 LAP ANALYSIS

(contd.)

<b>86</b>	<b>HORTON/CUNNINGHAM</b>	Seat Leon Cupra R
1 - X:00.000	6 - 2:02.935	11 - 2:31.100P
2 - 2:02.095	7 - 1:58.691	12 - 4:39.585
3 - 1:59.810	8 - 2:16.082P	
4 - 1:58.808	9 - 3:20.218	
5 - <b>1:57.924</b>	10 - 2:19.823	
<b>87</b>	<b>AUCOTT/MACARI</b>	BMW M3
1 - X:00.000	6 - 3:58.259	
2 - 1:59.029	7 - 1:55.241	
3 - 1:56.079	8 - 1:54.941	
4 - <b>1:54.687</b>	9 - 2:36.283P	
5 - 2:15.265P		
<b>88</b>	<b>FRICK/FLATT</b>	VW Beetle RSi
1 - X:00.000	6 - 2:13.209	11 - 2:42.783
2 - 2:17.476	7 - 2:11.620	12 - 3:00.653P
3 - 2:12.986	8 - 2:19.869P	
4 - <b>2:09.432</b>	9 - 4:35.893	
5 - 2:10.105	10 - 2:42.612	
<b>92</b>	<b>GEORGE/BENNETT</b>	Honda Civic
1 - X:00.000	6 - 2:06.402P	
2 - 2:06.620	7 - 2:59.122	
3 - 2:02.784	8 - 2:01.203P	
4 - <b>1:59.723</b>		
5 - 2:01.443		
<b>97</b>	<b>STEPHENS/CAMPBELL</b>	BMW E30 M3
1 - X:00.000	6 - <b>1:51.946</b>	
2 - 1:57.428	7 - 2:09.053P	
3 - 1:54.266	8 - 4:48.297	
4 - 1:52.421	9 - 2:39.348P	
5 - 1:53.150		

# Production S1 GRID

ROW 9	64 COULSON/REYNOLDS	58 WILLIAMS
ROW 8	66 PERKS	72 BALLENTYNE/BALENTYNE
ROW 7	69 CLYNES/GORTON	88 FRICK/FLATT
ROW 6	61 McINERNEY/McINERNEY	80 SMITH/BENNETT-BAGGS
ROW 5	77 RIDLEY-HOLLOWAY/MASON	92 GEORGE/BENNETT
ROW 4	81 SMITH/PLOTNEK	86 HORTON/CUNNINGHAM
ROW 3	87 AUCOTT/MACARI	53 GAMSKI
ROW 2	70 MARKEY	55 LAWSON/WILDS
ROW 1	97 STEPHENS/CAMPBELL	76 FENTON/GARDINER
<b>POLE</b>		
		

**Cars 88 Please fit Transponders**

Oulton Park  
Circuit Length = 2.6920 miles.  
Start: 11:38 End: 12:08

**These results are provisional until the conclusion of any judicial and technical matters.**

Clerk of Course:

Stewards:

Timekeeper:

# Production S1

## RACE RESULT

POS	NO	CL	NAME	NAT	ENTRY	TIME	LAPS	GAP	MPH	BEST
1	61	2	McINERNEY/McINERNEY		Honda Integra	57:28.260	25		70.26	1:59.025
2	86	2	HORTON/CUNNINGHAM		Seat Leon Cupra R	57:26.442	24	1 LAP	67.48	2:01.585
3	78	2	Kevin CLARKE		BMW 320i	57:27.494	24	1 LAP	67.46	1:57.270
4	81	3	SMITH/PLOTNEK		MG ZR	57:29.353	24	1 LAP	67.43	2:06.086
5	80	3	SMITH/BENNETT-BAGGS		MG ZR	57:44.588	24	1 LAP	67.13	2:08.271
6	64	2	COULSON/REYNOLDS		Honda Civic Type R	58:50.740	24	1 LAP	65.87	2:10.853
7	87	1	AUCOTT/MACARI		BMW M3	57:18.975	23	2 LAPS	64.81	2:02.993
8	97	2	STEPHENS/CAMPBELL		BMW E30 M3	57:19.960	23	2 LAPS	64.79	2:01.653
9	70	1	Steven MARKEY		BMW M3 E36	57:24.128	23	2 LAPS	64.71	1:54.762
10	55	2	LAWSON/WILDS		BMW 320i E46	57:25.486	23	2 LAPS	64.69	1:57.637
11	88	3	FRICK/FLATT		VW Beetle RSi	53:48.644	22	3 LAPS	66.03	2:14.503
12	58	2	Peter WILLIAMS		BMW E30 M3	54:23.826	22	3 LAPS	65.32	2:13.142
13	66	3	Richard PERKS		Honda DC2 Integra	57:21.428	21	4 LAPS	59.13	2:17.842
14	72	3	BALLENTYNE/BALENTYNE		Porsche 944	57:22.834	21	4 LAPS	59.11	2:13.683

### NOT CLASSIFIED

76	1	FENTON/GARDINER		BMW M3	42:03.071	19	D.N.F.	72.98	2:00.933
92	2	GEORGE/BENNETT		Honda Civic	57:20.648	19	D.N.F.	53.51	1:54.395
69	3	CLYNES/GORTON		Ford Focus	54:19.849	12	D.N.F.	35.67	2:13.770
53	1	Will GAMSKI		Ferrari 355 Challenge	30:30.135	8	D.N.F.	42.36	2:08.200
77	3	RIDLEY-HOLLOWAY/MASON		Honda Civic Type R	15:08.121	7	D.N.F.	74.70	2:05.897

### FASTEST LAP

92	2	GEORGE/BENNETT		Honda Civic	1:54.395	14	84.71mph	136.33kph
70	1	Steven MARKEY		BMW M3 E36	1:54.762	19	84.44mph	135.90kph
77	3	RIDLEY-HOLLOWAY/MASON		Honda Civic Type R	2:05.897	7	76.97mph	123.88kph

### 1 Hour Bulletin

These results are provisional until the conclusion of any judicial and technical matters.

Oulton Park  
Circuit Length = 2.6920 miles.  
Start: 16:20

Clerk of Course:	Stewards:	Timekeeper:
------------------	-----------	-------------

# Production S1

## RACE RESULT

POS	NO	CL	NAME	NAT	ENTRY	TIME	LAPS	GAP	MPH	BEST
1	78	2	Kevin CLARKE		BMW 320i	2:01:03.629	55		73.38	1:52.945
2	97	2	STEPHENS/CAMPBELL		BMW E30 M3	2:02:18.184	55	1:14.555	72.63	1:52.466
3	81	3	SMITH/PLOTNEK		MG ZR	2:01:28.770	54	1 LAP	71.79	1:57.104
4	86	2	HORTON/CUNNINGHAM		Seat Leon Cupra R	2:01:51.033	54	1 LAP	71.58	1:53.322
5	55	2	LAWSON/WILDS		BMW 320i E46	2:01:51.524	54	1 LAP	71.57	1:54.051
6	87	1	AUCOTT/MACARI		BMW M3	2:02:11.002	54	1 LAP	71.38	1:53.685
7	80	3	SMITH/BENNETT-BAGGS		MG ZR	2:02:23.864	53	2 LAPS	69.94	2:04.363
8	70	1	Steven MARKEY		BMW M3 E36	2:03:18.981	53	2 LAPS	69.42	1:53.823
9	64	2	COULSON/REYNOLDS		Honda Civic Type R	2:02:26.318	52	3 LAPS	68.59	2:04.924
10	88	3	FRICK/FLATT		VW Beetle RSi	2:02:28.372	51	4 LAPS	67.26	2:05.077
11	61	2	McINERNEY/McINERNEY		Honda Integra	2:01:50.546	50	5 LAPS	66.28	1:55.859
12	72	3	BALLENTYNE/BALENTYNE		Porsche 944	1:56:33.411	47	8 LAPS	65.13	2:02.135
13	66	3	Richard PERKS		Honda DC2 Integra	2:02:39.849	47	8 LAPS	61.88	2:16.399
14	92	2	GEORGE/BENNETT		Honda Civic	1:52:33.198	46	9 LAPS	66.01	1:50.386
15	58	2	Peter WILLIAMS		BMW E30 M3	2:01:43.257	45	10 LAPS	59.71	2:03.880
NOT CLASSIFIED										
76	1		FENTON/GARDINER		BMW M3	42:03.071	19	D.N.F.	72.98	2:00.933
69	3		CLYNES/GORTON		Ford Focus	54:19.849	12	D.N.F.	35.67	2:13.770
53	1		Will GAMSKI		Ferrari 355 Challenge	30:30.135	8	D.N.F.	42.36	2:08.200
77	3		RIDLEY-HOLLOWAY/MASON		Honda Civic Type R	15:08.121	7	D.N.F.	74.70	2:05.897
FASTEST LAP										
92	2		GEORGE/BENNETT		Honda Civic	1:50.386	34	87.79mph	141.29kph	
87	1		AUCOTT/MACARI		BMW M3	1:53.685	36	85.24mph	137.19kph	
81	3		SMITH/PLOTNEK		MG ZR	1:57.104	50	82.75mph	133.18kph	

Oulton Park  
Circuit Length = 2.6920 miles.  
Start: 16:20 End: 18:21

**These results are provisional until the conclusion of any judicial and technical matters.**

Clerk of Course:	Stewards:	Timekeeper:
------------------	-----------	-------------

# Production S1 LAP CHART

Lap 1			Lap 2			Lap 3			Lap 4			Lap 5		
No	Behind	Laptime	No	Behind	Laptime	No	Behind	Laptime	No	Behind	Laptime	No	Behind	Laptime
70		2:08.954	70		2:03.707	70		2:03.877	70		2:04.106	70		2:04.979
76	1.736	2:10.690	76	2.742	2:04.713	76	2.318	2:03.453	76	1.505	2:03.293	76	0.435	2:03.909
97	1.834	2:10.788	87	3.678	2:05.186	87	4.495	2:04.694	87	3.452	2:03.063	87	2.541	2:04.068
87	2.199	2:11.153	97	7.315	2:09.188	97	9.660	2:06.222	97	11.896	2:06.342	97	12.295	2:05.378
55	3.652	2:12.606	55	8.589	2:08.644	55	13.343	2:08.631	53	17.974	2:08.200	92	20.389	2:06.977
53	4.363	2:13.317	53	9.332	2:08.676	53	13.880	2:08.425	92	18.391	2:07.330	78	21.032	2:06.723
86	5.823	2:14.777	86	10.766	2:08.650	86	14.438	2:07.549	86	19.030	2:08.698	86	23.692	2:09.641
61	8.442	2:17.396	61	12.990	2:08.255	92	15.167	2:05.839	78	19.288	2:08.030	61	23.963	2:07.986
81	8.988	2:17.942	92	13.205	2:07.785	78	15.364	2:04.606	61	20.956	2:07.372	55	25.635	2:09.071
92	9.127	2:18.081	78	14.635	2:06.448	61	17.690	2:08.577	55	21.543	2:12.306	81	27.492	2:07.881
77	10.118	2:19.072	81	17.018	2:11.737	81	21.530	2:08.389	81	24.590	2:07.166	77	28.797	2:07.609
80	11.558	2:20.512	77	18.096	2:11.685	77	22.719	2:08.500	77	26.167	2:07.554	53	31.293	2:18.298P
78	11.894	2:20.848	80	19.383	2:11.532	80	25.254	2:09.748	69	1:04.014	2:19.765	69	1:13.862	2:14.827
69	19.929	2:28.883	69	34.944	2:18.722	69	48.355	2:17.288	72	1:04.703	2:18.033	72	1:16.650	2:16.926
88	22.160	2:31.114	88	37.693	2:19.240	72	50.776	2:16.835	64	1:08.801	2:18.538	64	1:19.859	2:16.037
66	23.497	2:32.451	72	37.818	2:17.667	64	54.369	2:17.383	88	1:10.659	2:19.415	88	1:21.790	2:16.110
72	23.858	2:32.812	66	39.948	2:20.158	88	55.350	2:21.534	66	1:11.979	2:19.344	66	1:25.479	2:18.479
64	24.733	2:33.687	64	40.863	2:19.837	66	56.741	2:20.670	80	1:18.998	2:57.850	80	1:28.418	2:14.399
58	26.803	2:35.757	58	43.313	2:20.217	58	1:01.058	2:21.622	58	1:20.024	2:23.072	58	1:36.112	2:21.067

Oulton Park  
Circuit Length = 2.6920 miles.  
Start: 16:20 End: 18:21

# Production S1 LAP CHART

(contd.)

Lap 6			Lap 7			Lap 8			Lap 9			Lap 10		
No	Behind	Laptime	No	Behind	Laptime	No	Behind	Laptime	No	Behind	Laptime	No	Behind	Laptime
70		2:05.349	76		2:02.401	76		2:02.966	76		2:07.879	76		2:48.830
76	0.190	2:05.104	87	3.930	2:04.656	58	1 LAP	2:19.263	87	6.992	2:08.789	87	0.624	2:42.462
87	1.865	2:04.673	70	5.594	2:08.185	87	6.082	2:05.118	70	11.097	2:07.925	70	2.306	2:40.039
97	10.735	2:03.789	97	12.167	2:04.023	70	11.051	2:08.423	97	11.748	2:07.028	97	2.761	2:39.843
78	18.928	2:03.245	78	19.607	2:03.270	66	1 LAP	2:36.312	78	16.737	2:05.505	78	3.316	2:35.409
86	23.461	2:05.118	86	28.327	2:07.457	97	12.599	2:03.398	58	1 LAP	2:25.825	58	1 LAP	2:39.661
61	24.676	2:06.062	61	29.332	2:07.247	78	19.111	2:02.470	66	1 LAP	2:24.511	66	1 LAP	2:34.996
55	27.902	2:07.616	55	31.472	2:06.161	86	31.490	2:06.129	86	45.362	2:21.751	55	14.378	2:13.827
81	29.509	2:07.366	81	33.284	2:06.366	61	33.079	2:06.713	55	49.381	2:22.315	81	14.926	2:13.640
77	31.252	2:07.804	77	34.558	2:05.897	55	34.945	2:06.439	81	50.116	2:21.249	86	18.723	2:22.191P
53	1:13.101	2:47.157	69	1:34.450	2:13.770	81	36.746	2:06.428	61	53.826	2:28.626P	61	1:53.483	3:48.487
69	1:23.271	2:14.758	64	1:43.125	2:15.651	69	1:51.664	2:20.180P	64	2:29.280	2:40.768	69	1 LAP	5:10.684
72	1:28.406	2:17.105	72	1:43.855	2:18.040	64	1:56.391	2:16.232	72	2:30.497	2:39.859	64	2:06.204	2:25.754
64	1:30.065	2:15.555	80	1:47.641	2:14.589	72	1:58.517	2:17.628	80	2:31.028	2:39.725	72	2:09.010	2:27.343
88	1:33.199	2:16.758	88	1:48.529	2:17.921	80	1:59.182	2:14.507	88	2:32.233	2:37.558	80	2:09.627	2:27.429
80	1:35.643	2:12.574	53	2:01.387	2:50.877P	88	2:02.554	2:16.991				88	2:11.513	2:28.110
66	1:40.379	2:20.249										92	4 LAPS	14:05.039P
58	1:50.811	2:20.048												

# Production S1 LAP CHART

(contd.)

Lap 11			Lap 12			Lap 13			Lap 14			Lap 15		
No	Behind	Laptime	No	Behind	Laptime	No	Behind	Laptime	No	Behind	Laptime	No	Behind	Laptime
76		3:29.564	76		2:37.810	76		2:02.108	76		2:01.912	76		2:02.480
87	0.467	3:29.407	87	0.766	2:38.109	87	2.087	2:03.429	78	1.950	2:01.348	78	1.434	2:01.964
70	1.634	3:28.892	97	1.892	2:37.219	78	2.514	2:02.211	97	2.879	2:01.653	97	3.081	2:02.682
97	2.483	3:29.286	78	2.411	2:37.010	97	3.138	2:03.354	87	4.800	2:04.625	87	6.192	2:03.872
78	3.211	3:29.459	69	2 LAPS	4:07.262	55	11.892	2:06.325	86	18.647	2:04.735	70	2 LAPS	6:08.095
58	1 LAP	3:20.984	70	7.107	2:43.283P	81	13.505	2:07.444	55	19.139	2:09.159	86	20.249	2:04.082
66	1 LAP	3:21.344	58	1 LAP	2:39.471	86	15.824	2:09.241	81	19.609	2:08.016	61	22.028	2:03.973
55	6.285	3:21.471	66	1 LAP	2:39.732	61	18.725	2:08.975	61	20.535	2:03.722	81	26.306	2:09.177
81	6.998	3:21.636	55	7.675	2:39.200	69	2 LAPS	2:22.547	58	1 LAP	2:18.027	55	30.041	2:13.382P
86	35.844	3:46.685	81	8.169	2:38.981	58	1 LAP	2:22.156	66	1 LAP	2:17.842	58	1 LAP	2:16.986
61	37.422	2:13.503	86	8.691	2:10.657	66	1 LAP	2:23.533	64	1:01.535	2:13.448	66	1 LAP	2:18.304
64	1:02.051	2:25.411	61	11.858	2:12.246	53	5 LAPS	13:55.185P	80	1:12.381	2:10.288	64	1:13.905	2:14.850
72	1:04.786	2:25.340	64	38.914	2:14.673	64	49.999	2:13.193	88	1:22.010	2:14.597	80	1:21.745	2:11.844
80	1:05.114	2:25.051	72	53.004	2:26.028	80	1:04.005	2:12.832	92	5 LAPS	2:02.872	92	5 LAPS	1:59.684
88	1:06.544	2:24.595	80	53.281	2:25.977	88	1:09.325	2:17.279	72	1:36.755	2:28.330P	88	1:34.672	2:15.142
			88	54.154	2:25.420	72	1:10.337	2:19.441						
			92	5 LAPS	4:19.275	92	5 LAPS	2:04.888						

# Production S1 LAP CHART

(contd.)

Lap 16			Lap 17			Lap 18			Lap 19			Lap 20		
No	Behind	Laptime	No	Behind	Laptime	No	Behind	Laptime	No	Behind	Laptime	No	Behind	Laptime
76		2:00.933	76		2:01.334	76		2:01.947	97		2:01.871	97		2:07.930P
78	2.623	2:02.122	97	4.409	2:01.775	70	2 LAPS	1:59.790	76	5.333	2:11.745P	78	1 LAP	1:57.474
97	3.968	2:01.820	70	2 LAPS	1:58.743	97	4.541	2:02.079	88	1 LAP	2:14.503	61	7.337	1:59.025
87	8.252	2:02.993	78	10.560	2:09.271P	87	18.708	2:08.665P	61	16.242	2:01.022	88	1 LAP	2:15.125
70	2 LAPS	2:00.916	87	11.990	2:05.072	61	21.632	2:00.664	78	1 LAP	4:15.409	86	15.198	2:01.875
61	23.143	2:02.048	61	22.915	2:01.106	86	24.982	2:02.696	86	21.253	2:02.683	87	1 LAP	4:15.859
86	23.982	2:04.666	86	24.233	2:01.585	81	41.526	2:06.086	66	3 LAPS	5:25.817	81	41.147	2:06.552
81	31.757	2:06.384	81	37.387	2:06.964	72	3 LAPS	7:28.744	81	42.525	2:07.411	92	5 LAPS	1:55.629
58	1 LAP	2:17.254	92	5 LAPS	1:57.090	92	5 LAPS	1:55.068	92	5 LAPS	1:54.395	66	3 LAPS	2:20.288
64	1:23.825	2:10.853	58	1 LAP	2:15.968	58	1 LAP	2:15.015	72	3 LAPS	2:13.683	72	3 LAPS	2:14.607
66	1 LAP	2:26.402P	64	1:34.747	2:12.256	64	1:43.772	2:10.972	58	1 LAP	2:13.142	70	1 LAP	1:54.762
92	5 LAPS	1:57.666	80	1:41.902	2:10.315	80	1:48.226	2:08.271	70	1 LAP	1:54.956	55	1 LAP	1:58.533
80	1:32.921	2:12.109	55	1 LAP	5:32.753	70	1 LAP	1:55.932	64	1:48.575	2:11.215	64	1:52.570	2:11.925
88	1:48.350	2:14.611	88	2:01.619	2:14.603	55	1 LAP	2:02.169	80	1:50.474	2:08.660	80	1:53.461	2:10.917
									55	1 LAP	1:57.637	58	1 LAP	2:15.689
												78	2:04.424	1:57.270

# Production S1 LAP CHART

(contd.)

Lap 21			Lap 22			Lap 23			Lap 24			Lap 25		
No	Behind	Laptime	No	Behind	Laptime	No	Behind	Laptime	No	Behind	Laptime	No	Behind	Laptime
61		2:02.432	61		2:33.136	61		2:37.402	61		2:52.213	61		3:10.072
86	21.815	2:16.386P	87	1 LAP	3:20.074	81	1 LAP	4:38.910	69	12 LAPS	24:11.163P	81	1 LAP	3:10.032
87	1 LAP	2:10.569	88	1 LAP	3:13.796	87	1 LAP	3:48.771	81	1 LAP	2:39.797	80	1 LAP	2:19.285
88	1 LAP	2:22.877	97	1 LAP	5:52.467	97	1 LAP	3:48.089	58	2 LAPS	2:58.556P	64	1 LAP	4:54.264
92	5 LAPS	1:58.590	92	5 LAPS	3:03.182	92	5 LAPS	3:47.338	80	1 LAP	4:42.308	87	1 LAP	3:26.809
81	45.177	2:13.799P	66	3 LAPS	2:36.276	88	1 LAP	3:51.345P	87	1 LAP	3:33.668	97	1 LAP	3:26.956
66	3 LAPS	2:24.122	72	3 LAPS	2:25.605	66	3 LAPS	3:46.828	97	1 LAP	3:33.736	92	5 LAPS	3:29.745
72	3 LAPS	2:20.035	70	1 LAP	2:10.584	72	3 LAPS	3:44.760	92	5 LAPS	3:33.920	66	3 LAPS	3:30.197
70	1 LAP	2:25.492	55	1 LAP	2:10.849	70	1 LAP	3:32.618	66	3 LAPS	3:33.770	72	3 LAPS	3:29.878
55	1 LAP	2:18.510	64	1:48.868	2:16.127	55	1 LAP	3:32.536	72	3 LAPS	3:34.013	70	1 LAP	3:28.941
64	2:05.877	2:23.076	80	1:54.422	2:19.943P	86	2:25.103	2:42.771	70	1 LAP	3:34.521	55	1 LAP	3:28.557
80	2:07.615	2:23.923	86	2:19.734	4:31.055	64	2:30.501	3:19.035P	55	1 LAP	3:35.346	86	3:26.677	3:28.495
58	1 LAP	2:46.836	58	1 LAP	2:37.210	78	2:51.892	2:52.281	86	3:08.254	3:35.364			
78	2:32.845	2:38.190	78	2:37.013	2:37.304				78	3:09.306	3:09.627			

# Production S1 LAP CHART

(contd.)

Lap 26			Lap 27			Lap 28			Lap 29			Lap 30		
No	Behind	Laptime	No	Behind	Laptime	No	Behind	Laptime	No	Behind	Laptime	No	Behind	Laptime
61		3:28.571P	61		3:31.026	61		2:10.633	61		2:03.825	78		1:52.961
78	1 LAP	3:27.957	92	5 LAPS	1:54.146	92	5 LAPS	1:53.615	92	5 LAPS	1:52.651	87	1 LAP	1:55.607
81	1 LAP	3:26.854	97	1 LAP	1:59.547	97	1 LAP	1:54.257	97	1 LAP	1:53.767	55	1 LAP	1:57.814
88	3 LAPS	7:08.826	87	1 LAP	2:00.690	70	1 LAP	1:55.319	70	1 LAP	1:53.823	86	1 LAP	1:56.914
80	1 LAP	3:13.763	70	1 LAP	1:54.259	87	1 LAP	1:58.405	78	31.266	1:54.242	81	34.651	2:01.117
58	3 LAPS	6:36.340	78	57.321	1:56.328	78	40.849	1:54.161	87	1 LAP	1:56.739	72	3 LAPS	2:09.117
64	1 LAP	2:27.417	55	1 LAP	2:00.059	55	1 LAP	1:58.857	55	1 LAP	1:57.209	88	2 LAPS	2:10.149
87	1 LAP	2:34.097	81	1:08.694	2:06.951	81	59.643	2:01.582	86	1 LAP	1:58.726	80	1:12.272	2:09.055
97	1 LAP	2:33.626	72	3 LAPS	2:14.056	86	1 LAP	4:06.765	81	57.761	2:01.943	58	2 LAPS	2:09.540
92	5 LAPS	2:30.238	88	2 LAPS	2:14.130	72	3 LAPS	2:11.659	72	3 LAPS	2:09.854	64	1:19.301	2:11.886
66	3 LAPS	2:34.680	80	1:19.483	2:13.618	88	2 LAPS	2:11.508	88	2 LAPS	2:09.676	92	4 LAPS	1:53.581
72	3 LAPS	2:34.077	58	2 LAPS	2:12.508	80	1:21.086	2:12.236	80	1:27.444	2:10.183	97	1:50.499	1:54.684
70	1 LAP	2:33.887	64	1:27.139	2:13.480	58	2 LAPS	2:10.105	58	2 LAPS	2:09.050	70	1:52.106	1:54.226
55	1 LAP	2:33.342	66	3 LAPS	2:54.976	64	1:26.075	2:09.569	64	1:31.642	2:09.392			
78	2:32.019	2:33.399				66	3 LAPS	2:19.022	92	4 LAPS	1:53.945			
81	2:32.769	2:33.393							97	2:20.042	1:54.244			
88	2 LAPS	2:34.925							66	3 LAPS	2:22.078			
86	2:37.001	2:38.895P							70	2:22.107	1:54.065			
80	2:36.891	2:35.371												
58	2 LAPS	2:38.484												
64	2:44.685	2:23.359												

# Production S1 LAP CHART

(contd.)

Lap 31			Lap 32			Lap 33			Lap 34			Lap 35		
No	Behind	Laptime	No	Behind	Laptime	No	Behind	Laptime	No	Behind	Laptime	No	Behind	Laptime
78		1:54.917	78		1:57.851	78		2:44.283	78		3:20.565	78		1:54.755
87	1 LAP	1:57.960	87	1 LAP	2:04.000	87	1 LAP	2:31.379	87	1 LAP	3:19.761	87	1 LAP	1:55.556
66	4 LAPS	2:19.658	66	4 LAPS	2:27.038	66	4 LAPS	2:23.923	66	4 LAPS	2:52.846	72	4 LAPS	2:09.466
55	1 LAP	3:08.624	55	1 LAP	3:04.457	61	3 LAPS	9:56.186P	72	4 LAPS	2:12.694	66	4 LAPS	2:17.833
86	1 LAP	2:54.431	86	1 LAP	3:04.349	72	4 LAPS	4:20.598	55	1 LAP	1:55.616	55	1 LAP	1:56.263
81	1:29.894	2:50.160	81	2:36.468	3:04.425	55	1 LAP	2:03.612	86	1 LAP	1:55.818	86	1 LAP	1:54.397
88	2 LAPS	2:15.368	88	2 LAPS	3:03.318	86	1 LAP	2:06.187	81	43.442	2:00.692	81	50.325	2:01.638
80	1:32.646	2:15.291	80	2:38.446	3:03.651	81	2:03.315	2:11.130	88	2 LAPS	2:08.651	61	4 LAPS	5:14.320
72	3 LAPS	2:24.411P	58	2 LAPS	2:59.099	88	2 LAPS	2:15.821	80	1:01.728	2:08.682	92	4 LAPS	1:52.488
58	2 LAPS	2:20.149	64	2:40.618	2:53.542	80	2:13.611	2:19.448	58	2 LAPS	2:11.014	97	1:08.848	1:54.785
64	1:44.927	2:20.543	92	4 LAPS	2:53.677	58	2 LAPS	2:21.352	64	1:08.203	2:10.317	70	1:11.294	1:55.851
92	4 LAPS	1:58.271	97	2:41.924	2:44.217	64	2:18.451	2:22.116	92	4 LAPS	2:10.167	88	2 LAPS	2:11.143
97	1:55.558	1:59.976	70	2:43.427	2:44.353	92	4 LAPS	2:21.706	97	1:08.818	2:10.080	80	1:15.443	2:08.470
70	1:56.925	1:59.736				97	2:19.303	2:21.662	70	1:10.198	2:10.795	64	1:21.176	2:07.728
						70	2:19.968	2:20.824				58	2 LAPS	2:09.354

# Production S1 LAP CHART

(contd.)

Lap 36			Lap 37			Lap 38			Lap 39			Lap 40		
No	Behind	Laptime	No	Behind	Laptime	No	Behind	Laptime	No	Behind	Laptime	No	Behind	Laptime
78		1:54.169	78		1:53.947	78		1:54.247	78		1:57.136	78		1:57.168
87	1 LAP	1:54.246	87	1 LAP	1:53.685	87	1 LAP	1:53.998	64	1 LAP	2:09.408	80	1 LAP	2:05.338
72	4 LAPS	2:07.252	86	1 LAP	1:55.106	86	1 LAP	1:54.123	86	1 LAP	1:54.889	66	5 LAPS	2:20.677
86	1 LAP	1:55.432	55	1 LAP	1:56.275	55	1 LAP	1:55.254	55	1 LAP	1:55.015	88	3 LAPS	2:08.313
55	1 LAP	1:57.789	72	4 LAPS	2:06.705	72	4 LAPS	2:05.771	92	4 LAPS	1:50.525	58	3 LAPS	2:06.879
66	4 LAPS	2:19.325	92	4 LAPS	1:51.940	92	4 LAPS	1:50.386	97	1:03.922	1:54.342	64	1 LAP	2:07.402
81	56.023	1:59.867	81	1:04.529	2:02.453	97	1:06.716	1:53.511	72	4 LAPS	2:06.190	86	1 LAP	1:54.490
92	4 LAPS	1:51.220	97	1:07.452	1:54.254	81	1:09.104	1:58.822	81	1:10.078	1:58.110	55	1 LAP	1:54.432
97	1:07.145	1:52.466	70	1:13.157	1:55.637	70	1:13.778	1:54.868	70	1:12.619	1:55.977	92	4 LAPS	1:50.982
61	4 LAPS	2:11.710	66	4 LAPS	2:19.453	61	4 LAPS	2:01.941	61	4 LAPS	2:01.412	97	59.772	1:53.018
70	1:11.467	1:54.342	61	4 LAPS	2:04.664	66	4 LAPS	2:18.412	87	1:55.949	1:56.825	81	1:11.437	1:58.527
88	2 LAPS	2:07.627	88	2 LAPS	2:07.126	88	2 LAPS	2:07.322				72	4 LAPS	2:06.003
80	1:27.401	2:06.127	80	1:40.671	2:07.217	80	1:53.763	2:07.339				70	1:30.075	2:14.624P
64	1:32.733	2:05.726	58	2 LAPS	2:03.880	58	2 LAPS	2:06.079				61	4 LAPS	2:00.193
58	2 LAPS	2:05.493	64	1:49.400	2:10.614	87	1:56.260	1:55.629				87	1:53.518	1:54.737

# Production S1 LAP CHART

(contd.)

Lap 41			Lap 42			Lap 43			Lap 44			Lap 45		
No	Behind	Laptime	No	Behind	Laptime	No	Behind	Laptime	No	Behind	Laptime	No	Behind	Laptime
78		1:53.888	78		1:55.376	78		1:54.485	78		1:53.646	78		1:53.084
80	1 LAP	2:04.874	80	1 LAP	2:04.363	87	1 LAP	1:55.985	61	5 LAPS	2:00.102	72	5 LAPS	2:04.531
58	3 LAPS	2:08.387	86	1 LAP	1:55.491	86	1 LAP	1:54.699	87	1 LAP	1:54.538	87	1 LAP	1:55.699
88	3 LAPS	2:11.333	55	1 LAP	1:56.331	92	4 LAPS	1:51.497	92	4 LAPS	1:51.060	61	5 LAPS	2:00.134
86	1 LAP	1:55.802	58	3 LAPS	2:08.934	55	1 LAP	1:54.992	86	1 LAP	1:54.319	92	4 LAPS	1:50.965
64	1 LAP	2:08.899	92	4 LAPS	1:51.425	80	1 LAP	2:07.168	55	1 LAP	1:54.051	86	1 LAP	1:54.358
66	5 LAPS	2:20.877	88	3 LAPS	2:09.931	58	3 LAPS	2:11.445	80	1 LAP	2:04.939	55	1 LAP	1:54.713
55	1 LAP	1:54.270	64	1 LAP	2:12.187	88	3 LAPS	2:08.843	97	57.549	1:56.253	97	57.505	1:53.040
92	4 LAPS	1:51.070	66	5 LAPS	2:18.608	97	54.942	1:52.926	88	3 LAPS	2:09.163	80	1 LAP	2:05.691
97	59.279	1:53.395	97	56.501	1:52.598	64	1 LAP	2:09.364	64	1 LAP	2:05.466	88	3 LAPS	2:07.513
81	1:15.653	1:58.104	81	1:18.276	1:57.999	66	5 LAPS	2:16.657	81	1:26.823	1:59.068	64	1 LAP	2:05.148
72	4 LAPS	2:05.548	72	4 LAPS	2:05.158	81	1:21.401	1:57.610	58	3 LAPS	2:28.807P	81	1:32.116	1:58.377
61	4 LAPS	2:00.215	70	1 LAP	3:55.649	70	1 LAP	1:54.345	70	1 LAP	1:55.321	70	1 LAP	1:54.152
87	1:55.128	1:55.498	61	4 LAPS	2:00.579	72	4 LAPS	2:04.014	66	5 LAPS	2:18.231			

# Production S1 LAP CHART

(contd.)

Lap 46			Lap 47			Lap 48			Lap 49			Lap 50		
No	Behind	Laptime	No	Behind	Laptime	No	Behind	Laptime	No	Behind	Laptime	No	Behind	Laptime
78		1:53.116	78		1:53.641	78		1:53.011	78		1:53.443	78		1:55.903
87	1 LAP	1:55.659	87	1 LAP	1:55.892	87	1 LAP	1:59.684	88	4 LAPS	2:07.640	81	1 LAP	1:58.685
61	5 LAPS	1:59.442	61	5 LAPS	1:58.766	92	4 LAPS	1:52.100	64	2 LAPS	2:05.080	80	2 LAPS	2:08.025
72	5 LAPS	2:04.795	72	5 LAPS	2:02.135	61	5 LAPS	1:58.679	87	1 LAP	1:58.292	64	2 LAPS	2:05.428
66	6 LAPS	2:25.411P	92	4 LAPS	1:50.503	72	5 LAPS	2:02.840	92	4 LAPS	1:51.303	88	4 LAPS	2:07.593
92	4 LAPS	1:50.860	86	1 LAP	1:53.992	86	1 LAP	1:54.085	61	5 LAPS	1:57.924	87	1 LAP	2:00.290
86	1 LAP	1:55.033	55	1 LAP	1:54.627	55	1 LAP	1:55.072	86	1 LAP	1:54.592	61	5 LAPS	1:56.599
55	1 LAP	1:54.530	97	56.685	1:53.281	66	7 LAPS	4:20.240	55	1 LAP	1:54.354	86	1 LAP	1:55.705
97	57.045	1:52.656	80	1 LAP	2:09.542	97	1:00.120	1:56.446	72	5 LAPS	2:03.846	55	1 LAP	1:54.954
80	1 LAP	2:06.396	70	1 LAP	1:54.949	70	1 LAP	1:54.909	97	1:02.164	1:55.487	72	5 LAPS	2:03.719
88	3 LAPS	2:06.381	81	1:47.924	2:01.237	80	1 LAP	2:10.949	66	7 LAPS	2:16.399	92	4 LAPS	2:32.484P
64	1 LAP	2:04.924	88	3 LAPS	2:06.309	81	1:52.528	1:57.615	70	1 LAP	2:01.984	97	1:01.022	1:54.761
70	1 LAP	1:54.323	64	1 LAP	2:05.917							66	7 LAPS	2:18.646
81	1:40.328	2:01.328												

# Production S1 LAP CHART

(contd.)

Lap 51			Lap 52			Lap 53			Lap 54			Lap 55		
No	Behind	Laptime	No	Behind	Laptime	No	Behind	Laptime	No	Behind	Laptime	No	Behind	Laptime
78		1:53.409	78		1:53.542	78		1:52.945	78		1:52.991	78		1:55.569
81	1 LAP	1:57.104	81	1 LAP	1:59.029	81	1 LAP	1:57.600	81	1 LAP	1:57.563	81	1 LAP	2:00.434
70	2 LAPS	2:17.242	66	8 LAPS	2:20.316	66	8 LAPS	2:18.174	86	1 LAP	1:55.290	58	10 LAPS	2:43.993
80	2 LAPS	2:06.739	80	2 LAPS	2:08.059	61	5 LAPS	1:57.406	61	5 LAPS	1:55.859	61	5 LAPS	1:55.974
87	1 LAP	1:59.935	87	1 LAP	1:59.883	86	1 LAP	1:56.474	55	1 LAP	1:54.886	86	1 LAP	1:56.598
64	2 LAPS	2:06.734	61	5 LAPS	1:57.997	87	1 LAP	2:00.455	87	1 LAP	2:03.869	55	1 LAP	1:54.826
61	5 LAPS	1:58.129	86	1 LAP	1:55.814	55	1 LAP	1:55.394	80	2 LAPS	2:09.778	87	1 LAP	2:06.225
88	4 LAPS	2:07.676	55	1 LAP	1:55.715	80	2 LAPS	2:08.610	66	8 LAPS	2:21.785	97	1:14.555	1:57.794
86	1 LAP	1:53.322	88	4 LAPS	2:06.718	88	4 LAPS	2:05.103	64	3 LAPS	3:47.183	80	2 LAPS	2:08.354
55	1 LAP	1:54.148	70	2 LAPS	2:24.844	97	1:09.741	1:58.300	97	1:12.330	1:55.580	64	3 LAPS	2:08.565
72	5 LAPS	2:02.990	97	1:04.386	1:55.200	70	2 LAPS	2:20.864	88	4 LAPS	2:05.077	88	4 LAPS	2:06.545
97	1:02.728	1:55.115	64	2 LAPS	2:28.184P	58	9 LAPS	2:04.947	70	2 LAPS	2:21.332	66	8 LAPS	2:22.959
58	9 LAPS	13:06.575	72	5 LAPS	2:03.270							70	2 LAPS	2:23.412
			58	9 LAPS	2:07.017									