



BARC

Thruxton

11th September 2004



Results Provided by MST Sports Timing Ltd
www.mstworld.com

MSA British Long Circuit Kart Championships

QUALIFYING FOR RACE 1

POS	NO	CL	NAME	NAT	ENTRY	TIME	LAPS	GAP	MPH
1	8	D2	Scott EMBERSON		Anderson/Honda	1:19.269	7		106.99
2	0	D2	John RILEY		Anderson/Honda	1:19.284	9	0.015	106.97
3	1	D2	Malcom CROWE		Anderson/Rotax	1:19.569	9	0.300	106.59
4	48	D2	Lee HARPHAM		Anderson/Honda	1:20.041	10	0.772	105.96
5	40	D2	Nigel DACE		Anderson/Rotax	1:20.055	6	0.786	105.94
6	2	D2	Gavin BENNETT		Anderson/Honda	1:20.056	11	0.787	105.94
7	11	D2	Charles LONG		Anderson/Honda	1:20.174	7	0.905	105.79
8	56	D2	Dean HAWLEY		Anderson/Honda	1:20.231	9	0.962	105.71
9	111	D1	Rob KERKHOVEN		Zip/Rotax	1:20.298	9	1.029	105.62
10	17	D2	Steve WHITE		PVP/Rotax	1:20.574	8	1.305	105.26
11	73	D2	Nathan FREKE		F1/Honda	1:20.793	7	1.524	104.97
12	22	D2	Derek CHARLTON		F1/Honda	1:20.802	8	1.533	104.96
13	71	D2	Don KENNEDY		F1/Honda	1:20.898	8	1.629	104.84
14	42	D2	Kevin BUSBY		Jade/Honda	1:21.233	6	1.964	104.41
15	84	D2	Robert CHILCOTT		Anderson/Honda	1:21.260	11	1.991	104.37
16	21	D1	Chris JONES		Anderson/Rotax	1:21.305	10	2.036	104.31
17	134	D2	Mike CRAWFORD		Anderson/Rotax	1:21.495	9	2.226	104.07
18	20	D2	Shaun HARVEY		Anderson/Honda	1:22.194	5	2.925	103.19
19	04	D2	Mark PILE		Anderson/Honda	1:22.599	10	3.330	102.68
20	81	D2	Ian HARRISON		Anderson/Honda	1:22.820	10	3.551	102.41
21	51	D2	Martin HODGSON		Anderson/Honda	1:22.823	10	3.554	102.40
22	4	D2	Dave HARVEY		Anderson/Rotax	1:22.836	9	3.567	102.39
23	38	D2	Frank HYNDS		PVP/Honda	1:23.015	10	3.746	102.16
24	32	D2	Heath MARAH		Jade/Honda	1:23.582	9	4.313	101.47
25	12	D2	Mally WITTS		Jade/Honda	1:23.658	7	4.389	101.38
26	70	D1	Vic HEMPSHALL		ADE/Rotax	1:23.988	6	4.719	100.98
27	18	D2	Mark OWENS		F1/Honda	1:24.010	7	4.741	100.95
28	41	D2	Boyd BARRINGTON		Jade/Honda	1:24.242	2	4.973	100.68
29	7	D2	Jamie BLACKBURN		F1/Honda	1:24.800	9	5.531	100.01
30	50	D2	Richard SANDERS		F1/Honda	1:25.853	8	6.584	98.79
31	121	125	James O'REILLY		Anderson/SGM	1:25.902	5	6.633	98.73
32	78	125	Richard WEAVERS		Anderson/Pavesi	1:26.727	10	7.458	97.79
33	23	D1	David MAXIM		Raider/Rotax	1:29.278	4	10.009	95.00
34	44	D1	Steve JONES		PVP/SGM	1:30.769	2	11.500	93.44
35	144	125	Peter BENNETT		Anderson/Pavesi	1:31.513	7	12.244	92.68
36	170	125	Steve PATTEMORE		Anderson/TM	1:34.483	3	15.214	89.76
37	33	D2	Dave DENTITH		Jade/Honda	1:37.946	3	18.677	86.59
38	10	D2	Roy BENNETT		Anderson/Honda	1:40.645	5	21.376	84.27
39	15	D2	Simon HOLLOWAY		ADE/Honda	1:41.868	4	22.599	83.26
40	115	D2	Lee BLACKBURN		F1/Honda	1:58.765	2	39.496	71.41
41	5	D2	Carl HULME		F1/Honda	16:11.605	1	14:52.336	8.72
42	86	D2	Peter VEAL		Anderson/Honda	16:55.128	1	15:35.859	8.35

Weather/Track:Sunny/Dry

Thruxton
Circuit Length = 2.3560 miles.
Start: 09:05 End: 09:20

These results are provisional until the conclusion of any judicial and technical matters.

Clerk of Course:	Stewards:	Timekeeper:

MSA British Long Circuit Kart Championships

LAP ANALYSIS - QUALIFYING FOR RACE 1

0	John RILEY	Anderson/Honda
1 - X:00.000	6 - 1:20.362	
2 - 1:22.843	7 - 1:20.319	
3 - 1:20.861	8 - 1:19.284	
4 - 1:21.644	9 - 1:38.297P	
5 - 1:20.233		
1	Malcom CROWE	Anderson/Rotax
1 - X:00.000	6 - 1:19.645	
2 - 1:23.928	7 - 1:20.028	
3 - 1:20.514	8 - 1:19.936	
4 - 1:19.569	9 - 1:45.011P	
5 - 1:19.870		
2	Gavin BENNETT	Anderson/Honda
1 - X:00.000	6 - 1:22.619	11 - 1:42.329P
2 - 1:21.935	7 - 1:20.227	
3 - 1:21.115	8 - 1:20.056	
4 - 1:21.534	9 - 1:20.288	
5 - 1:21.268	10 - 1:20.670	
4	Dave HARVEY	Anderson/Rotax
1 - X:00.000	6 - 1:22.876	
2 - 1:24.182	7 - 1:25.919	
3 - 1:23.357	8 - 1:23.703	
4 - 1:22.836	9 - 1:26.953	
5 - 1:24.355		
5	Carl HULME	F1/Honda
1 - X:00.000		
7	Jamie BLACKBURN	F1/Honda
1 - X:00.000	6 - 1:26.287	
2 - 3:02.594	7 - 1:26.083	
3 - 1:29.765	8 - 1:24.800	
4 - 1:26.185	9 - 1:51.851P	
5 - 1:26.193		
8	Scott EMBERSON	Anderson/Honda
1 - X:00.000	6 - 1:23.781	
2 - 1:24.304	7 - 1:48.131P	
3 - 1:20.736		
4 - 1:20.059		
5 - 1:19.269		

Weather/Track:Sunny/Dry

Thruxton
Circuit Length = 2.3560 miles.
Start: 09:05 End: 09:20

MSA British Long Circuit Kart Championships

LAP ANALYSIS - QUALIFYING FOR RACE 1

(contd.)

04	Mark PILE	Anderson/Honda
1 -	X:00.000	6 - 1:25.168
2 -	1:38.505	7 - 1:24.652
3 -	1:28.544	8 - 1:24.092
4 -	1:26.615	9 - 1:23.600
5 -	1:32.725	10 - 1:22.599
10	Roy BENNETT	Anderson/Honda
1 -	X:00.000	
2 -	1:40.645	
3 -	1:46.349	
4 -	1:41.820	
5 -	2:00.448P	
11	Charles LONG	Anderson/Honda
1 -	X:00.000	6 - 1:21.323
2 -	1:22.854	7 - 1:20.174
3 -	1:20.715	
4 -	1:21.460	
5 -	1:28.141	
12	Mally WITTS	Jade/Honda
1 -	X:00.000	6 - 1:23.825
2 -	1:28.076	7 - 1:23.658
3 -	1:26.898	
4 -	1:24.294	
5 -	1:27.895	
15	Simon HOLLOWAY	ADE/Honda
1 -	X:00.000	
2 -	1:41.868	
3 -	1:45.254	
4 -	1:45.694	
17	Steve WHITE	PVP/Rotax
1 -	X:00.000	6 - 1:53.290
2 -	1:27.068	7 - 1:21.634
3 -	1:24.358	8 - 1:20.574
4 -	1:22.562	
5 -	1:22.950	
18	Mark OWENS	F1/Honda
1 -	X:00.000	6 - 1:26.335
2 -	1:27.598	7 - 1:24.010
3 -	1:27.072	
4 -	1:26.061	
5 -	4:27.570	

Weather/Track:Sunny/Dry

Thruxton
Circuit Length = 2.3560 miles.
Start: 09:05 End: 09:20

MSA British Long Circuit Kart Championships

LAP ANALYSIS - QUALIFYING FOR RACE 1

(contd.)

20	Shaun HARVEY	Anderson/Honda
1 - X:00.000 2 - 1:28.509 3 - 1:24.890 4 - 1:22.548 5 - 1:22.194		
21	Chris JONES	Anderson/Rotax
1 - X:00.000 6 - 1:21.698 2 - 1:29.348 7 - 1:21.511 3 - 1:24.643 8 - 1:22.135 4 - 1:25.323 9 - 1:26.833 5 - 1:22.765 10 - 1:21.305		
22	Derek CHARLTON	F1/Honda
1 - X:00.000 6 - 1:21.360 2 - 1:29.253 7 - 1:21.304 3 - 1:23.543 8 - 1:20.802 4 - 1:23.675 5 - 1:22.576		
23	David MAXIM	Raider/Rotax
1 - X:00.000 2 - 4:10.913 3 - 1:31.128 4 - 1:29.278		
32	Heath MARAH	Jade/Honda
1 - X:00.000 6 - 1:23.630 2 - 1:29.430 7 - 1:23.738 3 - 1:24.867 8 - 1:24.545 4 - 1:24.767 9 - 1:40.422P 5 - 1:23.582		
33	Dave DENTITH	Jade/Honda
1 - X:00.000 2 - 1:47.772 3 - 1:37.946		
38	Frank HYNDS	PVP/Honda
1 - X:00.000 6 - 1:25.392 2 - 1:35.147 7 - 1:24.023 3 - 1:26.725 8 - 1:24.370 4 - 1:25.225 9 - 1:23.017 5 - 1:24.181 10 - 1:23.015		

Weather/Track:Sunny/Dry

Thruxton
 Circuit Length = 2.3560 miles.
 Start: 09:05 End: 09:20

MSA British Long Circuit Kart Championships

LAP ANALYSIS - QUALIFYING FOR RACE 1

(contd.)

40	Nigel DACE	Anderson/Rotax
1 - X:00.000	6 - 1:20.235	
2 - 1:22.310		
3 - 1:20.680		
4 - 1:20.055		
5 - 1:20.469		
41	Boyd BARRINGTON	Jade/Honda
1 - X:00.000		
2 - 1:24.242		
42	Kevin BUSBY	Jade/Honda
1 - X:00.000	6 - 1:21.233	
2 - 1:27.900		
3 - 1:24.547		
4 - 1:22.086		
5 - 1:22.228		
44	Steve JONES	PVP/SGM
1 - X:00.000		
2 - 1:30.769		
48	Lee HARPAM	Anderson/Honda
1 - X:00.000	6 - 2:35.962P	
2 - 1:30.599	7 - 1:28.732	
3 - 1:22.444	8 - 1:20.041	
4 - 1:21.971	9 - 1:20.443	
5 - 1:20.916	10 - 1:51.622P	
50	Richard SANDERS	F1/Honda
1 - X:00.000	6 - 1:59.274P	
2 - 1:33.870	7 - 1:39.976	
3 - 1:27.620	8 - 2:01.860P	
4 - 1:26.247		
5 - 1:25.853		
51	Martin HODGSON	Anderson/Honda
1 - X:00.000	6 - 1:25.146	
2 - 1:33.991	7 - 1:24.164	
3 - 1:26.196	8 - 1:24.051	
4 - 1:25.803	9 - 1:24.214	
5 - 1:24.388	10 - 1:22.823	

Weather/Track:Sunny/Dry

Thruxton
Circuit Length = 2.3560 miles.
Start: 09:05 End: 09:20

MSA British Long Circuit Kart Championships

LAP ANALYSIS - QUALIFYING FOR RACE 1

(contd.)

56	Dean HAWLEY	Anderson/Honda
1 - X:00.000	6 - 1:22.108	
2 - 1:31.927	7 - 1:20.738	
3 - 1:24.703	8 - 1:20.231	
4 - 1:22.969	9 - 1:21.931	
5 - 1:22.479		
70	Vic HEMPSHALL	ADE/Rotax
1 - X:00.000	6 - 1:36.584	
2 - 1:26.978		
3 - 1:24.952		
4 - 1:23.988		
5 - 7:04.669P		
71	Don KENNEDY	F1/Honda
1 - X:00.000	6 - 1:20.898	
2 - 1:22.412	7 - 1:20.983	
3 - 1:21.222	8 - 1:21.479	
4 - 1:21.404		
5 - 1:20.978		
73	Nathan FREKE	F1/Honda
1 - X:00.000	6 - 1:22.467	
2 - 1:28.394	7 - 1:20.793	
3 - 1:24.737		
4 - 1:24.965		
5 - 1:25.806		
78	Richard WEAVERS	Anderson/Pavesi
1 - X:00.000	6 - 1:28.363	
2 - 1:31.839	7 - 1:26.727	
3 - 1:28.513	8 - 1:27.589	
4 - 1:27.162	9 - 1:27.505	
5 - 1:27.121	10 - 1:29.846	
81	Ian HARRISON	Anderson/Honda
1 - X:00.000	6 - 1:22.820	
2 - 1:29.470	7 - 1:26.582	
3 - 1:26.730	8 - 1:24.130	
4 - 1:25.508	9 - 1:24.800	
5 - 1:23.662	10 - 1:23.236	
84	Robert CHILCOTT	Anderson/Honda
1 - X:00.000	6 - 1:22.422	11 - 1:21.486
2 - 1:28.766	7 - 1:21.713	
3 - 1:32.770	8 - 1:21.435	
4 - 1:24.587	9 - 1:22.569	
5 - 1:21.310	10 - 1:21.260	

Weather/Track:Sunny/Dry

Thruxton
Circuit Length = 2.3560 miles.
Start: 09:05 End: 09:20

MSA British Long Circuit Kart Championships

LAP ANALYSIS - QUALIFYING FOR RACE 1

(contd.)

86	Peter VEAL	Anderson/Honda
1 - X:00.000		
111	Rob KERKHOVEN	Zip/Rotax
1 - X:00.000 6 - 1:21.759 2 - 1:26.696 7 - 1:20.298 3 - 1:23.343 8 - 1:20.969 4 - 1:23.538 9 - 1:22.447 5 - 1:23.164		
115	Lee BLACKBURN	F1/Honda
1 - X:00.000 2 - 1:58.765		
121	James O'REILLY	Anderson/SGM
1 - X:00.000 2 - 1:28.639 3 - 1:27.928 4 - 1:26.329 5 - 1:25.902		
134	Mike CRAWFORD	Anderson/Rotax
1 - X:00.000 6 - 1:22.079 2 - 1:33.097 7 - 1:22.152 3 - 1:28.836 8 - 1:21.495 4 - 1:26.451 9 - 1:41.907P 5 - 1:22.673		
144	Peter BENNETT	Anderson/Pavesi
1 - X:00.000 6 - 1:31.513 2 - 1:52.522 7 - 1:51.185P 3 - 1:40.229 4 - 1:37.139 5 - 1:32.180		
170	Steve PATTEMORE	Anderson/TM
1 - X:00.000 2 - 1:34.483 3 - 1:39.290		

Weather/Track:Sunny/Dry

Thruxton
Circuit Length = 2.3560 miles.
Start: 09:05 End: 09:20

MSA British Long Circuit Kart Championships

RACE 1 RESULT - AMENDED

POS	NO	CL	NAME	NAT	ENTRY	TIME	LAPS	GAP	MPH	BEST
1	8	D2	Scott EMBERSON		Anderson/Honda	13:13.203	10		106.92	1:17.952
2	0	D2	John RILEY		Anderson/Honda	13:13.437	10	0.234	106.89	1:18.213
3	2	D2	Gavin BENNETT		Anderson/Honda	13:13.563	10	0.360	106.88	1:18.182
4	48	D2	Lee HARPHAM		Anderson/Honda	13:24.640	10	11.437	105.40	1:18.788
5	84	D2	Robert CHILCOTT		Anderson/Honda	13:32.294	10	19.091	104.41	1:19.686
6	22	D2	Derek CHARLTON		F1/Honda	13:33.143	10	19.940	104.30	1:20.157
7	41	D2	Boyd BARRINGTON		Jade/Honda	13:33.501	10	20.298	104.26	1:19.737
8	11	D2	Charles LONG		Anderson/Honda	13:35.976	10	22.773	103.94	1:20.304
9	04	D2	Mark PILE		Anderson/Honda	13:48.222	10	35.019	102.40	1:20.896
10	70	D1	Vic HEMPSHALL		ADE/Rotax	13:51.770	10	38.567	101.97	1:21.503
11	38	D2	Frank HYNDS		PVP/Honda	13:52.082	10	38.879	101.93	1:21.253
12	86	D2	Peter VEAL		Anderson/Honda	13:52.083	10	38.880	101.93	1:20.751
13	32	D2	Heath MARAH		Jade/Honda	13:57.130	10	43.927	101.31	1:22.736
14	40	D2	Nigel DACE		Anderson/Rotax	13:58.314	10	45.111	101.17	1:19.444
15	4	D2	Dave HARVEY		Anderson/Rotax	14:05.417	10	52.214	100.32	1:22.038
16	42	D2	Kevin BUSBY		Jade/Honda	14:06.014	10	52.811	100.25	1:22.910
17	12	D2	Mally WITTS		Jade/Honda	14:10.063	10	56.860	99.77	1:22.837
18	71	D2	Don KENNEDY		F1/Honda	14:19.004	10	1:05.801	98.73	1:20.245
19	81	D2	Ian HARRISON		Anderson/Honda	14:25.197	10	1:11.994	98.03	1:22.588
20	23	D1	David MAXIM		Raider/Rotax	14:26.149	10	1:12.946	97.92	1:24.944
21	51	D2	Martin HODGSON		Anderson/Honda	14:26.507	10	1:13.304	97.88	1:23.425
22	50	D2	Richard SANDERS		F1/Honda	14:26.786	10	1:13.583	97.85	1:25.094
23	121	125	James O'REILLY		Anderson/SGM	14:33.892	10	1:20.689	97.05	1:25.862
24	170	125	Steve PATTEMORE		Anderson/TM	13:32.553	9	1 LAP	93.94	1:27.798
25	144	125	Peter BENNETT		Anderson/Pavesi	13:39.351	9	1 LAP	93.16	1:28.020
26	10	D2	Roy BENNETT		Anderson/Honda	14:11.421	9	1 LAP	89.65	1:32.406
27	115	D2	Lee BLACKBURN		F1/Honda	13:18.552	8		84.97	1:31.540

NOT CLASSIFIED

5	D2	Carl HULME	F1/Honda	10:51.029	8	D.N.F.	104.22	1:19.222
78	125	Richard WEAVERS	Anderson/Pavesi	10:29.754	7	D.N.F.	94.27	1:25.963
1	D2	Malcom CROWE	Anderson/Rotax	10:32.620	7	D.N.F.	93.85	1:18.577
111	D1	Rob KERKHOVEN	Zip/Rotax	11:48.344	7	D.N.F.	83.81	1:22.830
16	D2	Lee SHEPHERD	F1/Honda	8:29.220	6	D.N.F.	99.93	1:21.557
21	D1	Chris JONES	Anderson/Rotax	7:51.674	5	D.N.F.	89.91	1:22.103
17	D2	Steve WHITE	PVP/Rotax	5:25.037	4	D.N.F.	104.37	1:19.854
20	D2	Shaun HARVEY	Anderson/Honda	6:08.635	4	D.N.F.	92.03	1:23.184
15	D2	Simon HOLLOWAY	ADE/Honda	6:11.613	4	D.N.F.	91.29	1:29.573
73	D2	Nathan FREKE	F1/Honda	4:13.704	3	D.N.F.	100.29	1:23.672
7	D2	Jamie BLACKBURN	F1/Honda	4:23.289	3	D.N.F.	96.64	1:25.056
44	D1	Steve JONES	PVP/SGM	4:41.203	3	D.N.F.	90.48	1:26.705
33	D2	Dave DENTITH	Jade/Honda	2:55.818	1	D.N.F.	48.24	2:55.818
18	D2	Mark OWENS	F1/Honda	3:11.621	1	D.N.F.	44.26	

FASTEST LAP

8	D2	Scott EMBERSON	Anderson/Honda	1:17.952	7	108.80mph	175.10kph
70	D1	Vic HEMPSHALL	ADE/Rotax	1:21.503	5	104.06mph	167.47kph
121	125	James O'REILLY	Anderson/SGM	1:25.862	10	98.78mph	158.97kph

Weather/Track:Sunny/Dry

Thruxton
Circuit Length = 2.3560 miles.
Start: 11:43 End: 11:56

These results are provisional until the conclusion of any judicial and technical matters.

Clerk of Course:	Stewards:	Timekeeper:

MSA British Long Circuit Kart Championships

LAP CHART

Lap 1			Lap 2			Lap 3			Lap 4			Lap 5		
No	Behind	Laptime	No	Behind	Laptime	No	Behind	Laptime	No	Behind	Laptime	No	Behind	Laptime
0		1:22.928	0		1:19.259	0		1:19.205	0		1:19.146	0		1:19.168
48	0.835	1:23.763	8	1.435	1:19.389	8	0.362	1:18.132	8	0.318	1:19.102	2	0.352	1:19.091
2	0.941	1:23.869	2	1.688	1:20.006	2	0.714	1:18.231	2	0.429	1:18.861	8	0.475	1:19.325
8	1.305	1:24.233	48	1.993	1:20.417	48	1.852	1:19.064	48	1.849	1:19.143	48	1.469	1:18.788
71	1.558	1:24.486	17	2.702	1:20.105	17	3.351	1:19.854	17	4.499	1:20.294	11	9.099	1:20.547
17	1.856	1:24.784	71	4.400	1:22.101	71	5.440	1:20.245	11	7.720	1:20.545	22	9.643	1:20.447
11	2.017	1:24.945	11	4.630	1:21.872	11	6.321	1:20.896	71	8.002	1:21.708	84	9.972	1:20.633
73	2.164	1:25.092	84	4.925	1:21.225	22	6.997	1:20.265	22	8.364	1:20.513	71	11.917	1:23.083
111	2.788	1:25.716	22	5.937	1:20.748	84	7.328	1:21.608	84	8.507	1:20.325	115	1 LAP	1:37.764
84	2.959	1:25.887	73	6.577	1:23.672	41	10.421	1:20.365	41	12.059	1:20.784	41	12.790	1:19.899
1	3.274	1:26.202	111	7.003	1:23.474	40	10.672	1:21.149	5	12.400	1:19.551	5	13.026	1:19.794
42	3.275	1:26.203	32	8.481	1:22.736	111	11.747	1:23.949	1	13.835	1:20.350	1	13.244	1:18.577
22	4.448	1:27.376	40	8.728	1:23.141	5	11.995	1:21.774	111	15.999	1:23.398	04	19.464	1:21.081
40	4.846	1:27.774	1	9.294	1:25.279	32	12.017	1:22.741	32	16.250	1:23.379	111	19.661	1:22.830
32	5.004	1:27.932	41	9.261	1:22.877	73	12.312	1:24.940	04	17.551	1:21.912	32	19.863	1:22.781
41	5.643	1:28.571	5	9.426	1:22.030	1	12.631	1:22.542	86	18.224	1:21.112	86	20.316	1:21.260
21	5.777	1:28.705	70	9.904	1:23.048	70	14.086	1:23.387	4	18.707	1:22.480	4	21.577	1:22.038
70	6.115	1:29.043	42	10.225	1:26.209	21	14.225	1:22.103	81	18.808	1:23.207	38	21.576	1:21.253
20	6.570	1:29.498	20	10.495	1:23.184	81	14.747	1:23.041	38	19.491	1:21.348	81	22.228	1:22.588
5	6.655	1:29.583	81	10.911	1:23.003	04	14.785	1:22.946	70	20.231	1:25.291	70	22.566	1:21.503
81	7.167	1:30.095	04	11.044	1:22.146	4	15.373	1:22.718	40	21.527	1:30.001	16	2 LAPS	1:22.527
4	7.657	1:30.585	21	11.327	1:24.809	42	15.871	1:24.851	42	21.877	1:25.152	40	26.079	1:23.720
04	8.157	1:31.085	4	11.860	1:23.462	86	16.258	1:21.482	51	21.873	1:23.731	51	26.130	1:23.425
12	8.234	1:31.162	38	12.442	1:22.970	51	17.288	1:23.542	16	2 LAPS	1:21.557	42	27.276	1:24.567
51	8.163	1:31.091	51	12.951	1:24.047	38	17.289	1:24.052	12	24.875	1:24.839	12	30.870	1:25.163
38	8.731	1:31.659	12	13.492	1:24.517	12	19.182	1:24.895	50	28.254	1:25.610	50	34.180	1:25.094
50	8.994	1:31.922	33	1 LAP	2:55.818	16	2 LAPS	4:21.176	23	29.143	1:26.391	23	35.436	1:25.461
7	9.316	1:32.244	86	13.981	1:23.784	50	21.790	1:25.405	78	34.424	1:26.273	78	41.358	1:26.102
86	9.456	1:32.384	7	15.113	1:25.056	23	21.898	1:24.944	121	34.597	1:26.222	121	41.584	1:26.155
23	9.933	1:32.861	50	15.590	1:25.855	7	21.897	1:25.989	21	41.212	1:46.133	170	57.577	1:28.135
44	10.916	1:33.844	23	16.159	1:25.485	78	27.297	1:25.963	20	48.097	1:35.064P	144	1:02.160	1:29.252
78	12.908	1:35.836	44	18.362	1:26.705	121	27.521	1:26.750	170	48.610	1:28.990	21	1:11.968	1:49.924P
121	12.907	1:35.835	121	19.976	1:26.328	20	32.179	1:40.889	15	51.075	1:29.647	10	1:15.132	1:35.005
15	16.129	1:39.057	78	20.539	1:26.890	170	38.766	1:29.735	144	52.076	1:30.293			
10	16.678	1:39.606	170	28.236	1:29.855	44	39.811	1:40.654P	10	59.295	1:34.383			
170	17.640	1:40.568	18	1 LAP	3:11.621P	15	40.574	1:29.573						
144	18.076	1:41.004	144	28.620	1:29.803	144	40.929	1:31.514						
115	32.828	1:55.756	15	30.206	1:33.336	10	44.058	1:32.406						
			10	30.857	1:33.438	115	1:12.695	1:37.547						
			115	54.353	1:40.784									

Weather/Track:Sunny/Dry

Thruxton
Circuit Length = 2.3560 miles.
Start: 09:05 End: 09:20

MSA British Long Circuit Kart Championships

LAP CHART

(contd.)

Lap 6			Lap 7			Lap 8			Lap 9			Lap 10		
No	Behind	Laptime	No	Behind	Laptime	No	Behind	Laptime	No	Behind	Laptime	No	Behind	Laptime
2		1:18.182	0		1:18.213	0		1:18.494	0		1:18.481	8		1:18.873
0	0.400	1:18.934	8	0.296	1:17.952	8	0.284	1:18.482	8	0.502	1:18.699	0	0.234	1:19.609
8	0.957	1:19.016	2	0.438	1:19.051	2	0.386	1:18.442	2	1.125	1:19.220	2	0.360	1:18.610
48	2.136	1:19.201	48	3.324	1:19.801	144	1 LAP	1:28.020	48	8.426	1:21.296	115	2 LAPS	1:31.540
84	11.124	1:19.686	10	1 LAP	1:34.565	48	5.611	1:20.781	170	1 LAP	1:29.370	48	11.437	1:22.386
22	11.817	1:20.708	84	12.899	1:20.388	84	14.811	1:20.406	144	1 LAP	1:29.945	84	19.091	1:21.419
11	12.078	1:21.513	22	13.616	1:20.412	22	15.279	1:20.157	84	17.047	1:20.717	170	1 LAP	1:29.142
1	13.806	1:19.096	11	13.769	1:20.304	5	15.682	1:19.222	22	17.540	1:20.742	22	19.940	1:21.775
41	13.993	1:19.737	5	14.954	1:19.257	11	17.556	1:22.281	41	19.685	1:20.523	41	20.298	1:19.988
5	14.310	1:19.818	41	16.365	1:20.985	41	17.643	1:19.772	11	21.131	1:22.056	11	22.773	1:21.017
71	22.246	1:28.863	04	26.407	1:20.896	10	1 LAP	1:33.510	04	32.698	1:21.551	144	1 LAP	1:29.189
04	24.124	1:23.194	40	28.061	1:19.685	04	29.628	1:21.715	38	35.569	1:22.168	04	35.019	1:21.696
38	24.739	1:21.697	38	28.492	1:22.366	86	31.547	1:21.188	70	35.829	1:21.711	70	38.567	1:22.113
86	24.931	1:23.149	86	28.853	1:22.535	38	31.882	1:21.884	86	37.504	1:24.438	86	38.880	1:20.751
32	25.127	1:23.798	70	29.326	1:21.607	70	32.599	1:21.767	32	39.748	1:23.901	38	38.879	1:22.685
4	25.670	1:22.627	32	29.653	1:23.139	40	34.391	1:24.824	4	44.126	1:25.252	32	43.927	1:23.554
70	26.332	1:22.300	4	31.633	1:24.576	32	34.328	1:23.169	40	44.308	1:28.398	40	45.111	1:20.178
40	26.989	1:19.444	71	31.911	1:28.278	4	37.355	1:24.216	10	1 LAP	1:35.236	4	52.214	1:27.463
81	27.506	1:23.812	42	39.617	1:24.939	71	42.756	1:29.339	42	48.782	1:22.910	42	52.811	1:23.404
16	2 LAPS	1:23.960	12	40.531	1:22.918	42	44.353	1:23.230	12	51.350	1:22.837	12	56.860	1:24.885
115	1 LAP	1:38.819	81	42.451	1:33.558	12	46.994	1:24.957	71	54.426	1:30.151	10	1 LAP	1:33.272
42	33.291	1:24.549	115	1 LAP	1:37.581	81	58.876	1:34.919	81	1:06.502	1:26.107	71	1:05.801	1:30.750
12	36.226	1:23.890	23	51.491	1:27.222	23	58.982	1:25.985	23	1:06.748	1:26.247	81	1:11.994	1:24.867
51	40.319	1:32.723	51	51.791	1:30.085	51	59.821	1:26.524	50	1:07.371	1:25.588	23	1:12.946	1:25.573
23	42.882	1:25.980	50	51.932	1:26.583	50	1:00.264	1:26.826	51	1:07.759	1:26.419	51	1:13.304	1:24.920
50	43.962	1:28.316	121	58.779	1:28.452	121	1:06.695	1:26.410	121	1:14.202	1:25.988	50	1:13.583	1:25.587
111	48.381	1:47.254	78	1:12.901	1:42.530P	115	1 LAP	1:38.761				121	1:20.689	1:25.862
121	48.940	1:25.890	1	1:15.767	2:20.574P	111	1 LAP	3:01.723P						
78	48.984	1:26.160	170	1:17.188	1:27.798									
170	1:08.003	1:28.960												
144	1:13.957	1:30.331												

Weather/Track:Sunny/Dry

Thruxton
Circuit Length = 2.3560 miles.
Start: 09:05 End: 09:20

MSA British Long Circuit Kart Championships

RACE 5 RESULT

POS	NO	CL	NAME	NAT	ENTRY	TIME	LAPS	GAP	MPH	BEST
1	8	D2	Scott EMBERSON		Anderson/Honda	13:12.143	10		107.07	1:18.198
2	2	D2	Gavin BENNETT		Anderson/Honda	13:13.760	10	1.617	106.85	1:17.995
3	40	D2	Nigel DACE		Anderson/Rotax	13:18.132	10	5.989	106.26	1:18.778
4	48	D2	Lee HARPAM		Anderson/Honda	13:18.893	10	6.750	106.16	1:18.825
5	41	D2	Boyd BARRINGTON		Jade/Honda	13:24.252	10	12.109	105.45	1:19.434
6	22	D2	Derek CHARLTON		F1/Honda	13:24.939	10	12.796	105.36	1:19.112
7	1	D2	Malcom CROWE		Anderson/Rotax	13:28.951	10	16.808	104.84	1:18.965
8	84	D2	Robert CHILCOTT		Anderson/Honda	13:29.501	10	17.358	104.77	1:20.097
9	5	D2	Carl HULME		F1/Honda	13:31.471	10	19.328	104.52	1:19.048
10	17	D2	Steve WHITE		PVP/Rotax	13:39.153	10	27.010	103.54	1:20.532
11	16	D2	Lee SHEPHERD		F1/Honda	13:40.199	10	28.056	103.40	1:20.591
12	71	D2	Don KENNEDY		F1/Honda	13:40.666	10	28.523	103.35	1:20.660
13	04	D2	Mark PILE		Anderson/Honda	13:40.862	10	28.719	103.32	1:20.120
14	32	D2	Heath MARAH		Jade/Honda	13:41.635	10	29.492	103.22	1:21.038
15	70	D1	Vic HEMPSHALL		ADE/Rotax	13:43.839	10	31.696	102.95	1:20.432
16	12	D2	Mally WITTS		Jade/Honda	13:50.581	10	38.438	102.11	1:21.555
17	42	D2	Kevin BUSBY		Jade/Honda	13:55.183	10	43.040	101.55	1:21.295
18	51	D2	Martin HODGSON		Anderson/Honda	14:02.077	10	49.934	100.72	1:22.931
19	134	D2	Mike CRAWFORD		Anderson/Rotax	14:10.543	10	58.400	99.72	1:22.944
20	10	D2	Roy BENNETT		Anderson/Honda	14:10.704	10	58.561	99.70	1:22.765
21	33	D2	Dave DENTITH		Jade/Honda	14:16.222	10	1:04.079	99.05	1:22.912
22	121	125	James O'REILLY		Anderson/SGM	14:26.593	10	1:14.450	97.87	1:25.267
23	23	D1	David MAXIM		Raider/Rotax	14:27.250	10	1:15.107	97.79	1:24.601
24	15	D2	Simon HOLLOWAY		ADE/Honda	14:27.492	10	1:15.349	97.77	1:24.195
25	78	125	Richard WEAVERS		Anderson/Pavesi	13:13.880	9	1.737	96.15	1:26.572
26	144	125	Peter BENNETT		Anderson/Pavesi	13:23.491	9	11.348	95.00	1:27.599
27	170	125	Steve PATTEMORE		Anderson/TM	13:27.071	9	14.928	94.58	1:27.140
28	4	D2	Dave HARVEY		Anderson/Rotax	14:19.555	8		78.93	1:21.209

NOT CLASSIFIED

18	D2	Mark OWENS	F1/Honda	12:42.651	9	D.N.F.	100.09	1:20.594
0	D2	John RILEY	Anderson/Honda	10:35.481	8	D.N.F.	106.77	1:18.479
86	D2	Peter VEAL	Anderson/Honda	8:25.737	6	D.N.F.	100.62	1:21.104
11	D2	Charles LONG	Anderson/Honda	7:03.954	5	D.N.F.	100.03	1:21.933
7	D2	Jamie BLACKBURN	F1/Honda	7:15.659	5	D.N.F.	97.34	1:25.107
111	D1	Rob KERKHOVEN	Zip/Rotax	4:36.515	3	D.N.F.	92.02	1:23.135
38	D2	Frank HYNDS	PVP/Honda	2:45.761	2	D.N.F.	102.33	1:20.737
73	D2	Nathan FREKE	F1/Honda	1:26.355	1	D.N.F.	98.21	1:26.355

FASTEST LAP

2	D2	Gavin BENNETT	Anderson/Honda	1:17.995	5	108.74mph	175.00kph
70	D1	Vic HEMPSHALL	ADE/Rotax	1:20.432	2	105.45mph	169.70kph
121	125	James O'REILLY	Anderson/SGM	1:25.267	5	99.47mph	160.08kph

Weather/Track:Sunny/Dry

Thruxton
Circuit Length = 2.3560 miles.
Start: 16:00 End: 16:13

These results are provisional until the conclusion of any judicial and technical matters.

Clerk of Course:	Stewards:	Timekeeper:

MSA British Long Circuit Kart Championships

LAP CHART - RACE 5

Lap 1			Lap 2			Lap 3			Lap 4			Lap 5		
No	Behind	Laptime	No	Behind	Laptime	No	Behind	Laptime	No	Behind	Laptime	No	Behind	Laptime
8		1:21.669	8		1:18.671	8		1:18.897	8		1:19.165	8		1:18.198
2	0.179	1:21.848	2	0.174	1:18.666	2	0.086	1:18.809	2	0.340	1:19.419	2	0.137	1:17.995
0	0.702	1:22.371	0	0.849	1:18.818	0	1.676	1:19.724	0	1.590	1:19.079	0	2.319	1:18.927
48	1.542	1:23.211	48	2.542	1:19.671	48	2.922	1:19.277	48	2.582	1:18.825	48	3.312	1:18.928
41	1.923	1:23.592	40	2.847	1:18.895	40	3.279	1:19.329	40	2.892	1:18.778	40	3.609	1:18.915
22	2.216	1:23.885	41	3.134	1:19.882	22	3.936	1:19.223	22	3.883	1:19.112	22	5.637	1:19.952
40	2.623	1:24.292	22	3.610	1:20.065	41	4.163	1:19.926	41	4.432	1:19.434	41	5.826	1:19.592
84	2.779	1:24.448	84	4.500	1:20.392	84	6.021	1:20.418	84	6.953	1:20.097	84	9.068	1:20.313
38	3.355	1:25.024	38	5.421	1:20.737	71	9.553	1:21.381	71	11.762	1:21.374	1	14.370	1:19.377
32	4.017	1:25.686	70	6.096	1:20.432	32	9.844	1:22.357	17	12.438	1:21.027	71	14.576	1:21.012
70	4.335	1:26.004	32	6.384	1:21.038	70	10.202	1:23.003	32	12.669	1:21.990	17	14.772	1:20.532
11	4.384	1:26.053	71	7.069	1:20.660	18	10.332	1:20.655	70	12.974	1:21.937	18	15.428	1:20.594
73	4.686	1:26.355	11	7.646	1:21.933	17	10.576	1:20.704	1	13.191	1:20.919	5	15.591	1:20.598
17	4.921	1:26.590	1	8.135	1:20.373	04	10.939	1:20.623	18	13.032	1:21.865	32	15.666	1:21.195
71	5.080	1:26.749	18	8.574	1:20.920	1	11.437	1:22.199	5	13.191	1:20.618	04	16.714	1:21.287
42	5.378	1:27.047	17	8.769	1:22.519	11	11.438	1:22.689	04	13.625	1:21.851	70	17.308	1:22.532
04	5.551	1:27.220	04	9.213	1:22.333	5	11.738	1:20.929	86	15.898	1:21.307	16	18.552	1:20.591
12	5.749	1:27.418	5	9.706	1:22.423	16	13.541	1:21.481	16	16.159	1:21.783	86	18.826	1:21.126
5	5.954	1:27.623	16	10.957	1:22.610	86	13.756	1:21.104	11	16.481	1:24.208	12	22.101	1:22.163
1	6.433	1:28.102	12	11.475	1:24.397	12	15.277	1:22.699	42	17.621	1:21.295	42	22.296	1:22.873
18	6.325	1:27.994	42	11.486	1:24.779	42	15.491	1:22.902	12	18.136	1:22.024	11	27.354	1:29.071
16	7.018	1:28.687	86	11.549	1:23.055	51	17.429	1:23.704	51	21.195	1:22.931	51	27.750	1:24.753
86	7.165	1:28.834	111	12.088	1:23.135	33	25.247	1:26.842	134	31.590	1:24.609	10	36.375	1:22.765
10	7.355	1:29.024	51	12.622	1:23.147	7	25.757	1:27.570	33	31.752	1:25.670	134	36.374	1:22.982
111	7.624	1:29.293	7	17.084	1:25.743	134	26.146	1:24.947	10	31.808	1:24.667	33	38.374	1:24.820
51	8.146	1:29.815	33	17.302	1:24.950	10	26.306	1:26.863	7	32.150	1:25.558	7	39.059	1:25.107
7	10.012	1:31.681	10	18.340	1:29.656	121	27.555	1:27.808	121	34.911	1:26.521	121	41.980	1:25.267
33	11.023	1:32.692	121	18.644	1:25.473	78	27.996	1:26.584	78	36.425	1:27.594	78	44.799	1:26.572
121	11.842	1:33.511	134	20.096	1:24.840	23	28.649	1:25.954	15	36.694	1:26.464	15	44.903	1:26.407
15	11.878	1:33.547	78	20.309	1:26.582	15	29.395	1:27.223	23	38.335	1:28.851	23	45.402	1:25.265
78	12.398	1:34.067	15	21.069	1:27.862	144	35.163	1:28.624	170	44.088	1:27.140	144	53.624	1:27.599
23	12.996	1:34.665	23	21.592	1:27.267	170	36.113	1:28.986	144	44.223	1:28.225	170	54.081	1:28.191
134	13.927	1:35.596	144	25.436	1:28.926	111	37.278	1:44.087P	4	2 LAPS	4:17.303	4	2 LAPS	1:21.595
170	15.165	1:36.834	170	26.024	1:29.530									
144	15.181	1:36.850												
4	30.295	1:51.964P												

Weather/Track:Sunny/Dry

Thruxton
Circuit Length = 2.3560 miles.
Start: 16:00 End: 16:13

MSA British Long Circuit Kart Championships

LAP CHART - RACE 5

(contd.)

Lap 6			Lap 7			Lap 8			Lap 9			Lap 10		
No	Behind	Laptime	No	Behind	Laptime	No	Behind	Laptime	No	Behind	Laptime	No	Behind	Laptime
8		1:18.506	8		1:19.759	8		1:19.300	8		1:18.974	8		1:19.004
2	0.129	1:18.498	2	0.082	1:19.712	2	0.159	1:19.377	2	0.132	1:18.947	2	1.617	1:20.489
0	2.942	1:19.129	0	2.137	1:18.954	0	1.316	1:18.479	144	1 LAP	1:28.362	78	1 LAP	1:29.460
48	3.932	1:19.126	40	3.728	1:19.324	40	3.773	1:19.345	170	1 LAP	1:29.454	40	5.989	1:20.081
40	4.163	1:19.060	48	4.089	1:19.916	48	4.138	1:19.349	48	4.897	1:19.733	48	6.750	1:20.857
22	7.008	1:19.877	22	7.456	1:20.207	41	9.433	1:20.901	40	4.912	1:20.113	144	1 LAP	1:28.201
41	7.565	1:20.245	41	7.832	1:20.026	22	9.632	1:21.476	41	10.971	1:20.512	41	12.109	1:20.142
84	11.037	1:20.475	84	11.719	1:20.441	84	12.906	1:20.487	22	11.711	1:21.053	22	12.796	1:20.089
1	17.021	1:21.157	1	16.227	1:18.965	1	16.015	1:19.088	84	15.358	1:21.426	170	1 LAP	1:30.584
5	17.763	1:20.678	5	17.094	1:19.090	5	16.842	1:19.048	1	16.509	1:19.468	1	16.808	1:19.303
71	17.986	1:21.916	17	20.017	1:21.792	17	21.654	1:20.937	5	17.819	1:19.951	84	17.358	1:21.004
17	17.984	1:21.718	32	21.123	1:22.271	71	23.727	1:21.575	17	24.119	1:21.439	5	19.328	1:20.513
32	18.611	1:21.451	71	21.452	1:23.225	32	23.840	1:22.017	71	25.943	1:21.190	17	27.010	1:21.895
18	18.615	1:21.693	18	21.433	1:22.577	16	24.530	1:20.643	16	26.332	1:20.776	16	28.056	1:20.728
04	20.408	1:22.200	70	22.586	1:21.470	70	25.497	1:22.211	32	26.834	1:21.968	71	28.523	1:21.584
70	20.875	1:22.073	04	22.777	1:22.128	18	25.425	1:23.292	04	27.603	1:20.348	04	28.719	1:20.120
16	21.194	1:21.148	16	23.187	1:21.752	04	26.229	1:22.752	70	27.977	1:21.454	32	29.492	1:21.662
12	25.150	1:21.555	12	28.347	1:22.956	12	32.101	1:23.054	12	35.070	1:21.943	70	31.696	1:22.723
42	25.747	1:21.957	42	29.352	1:23.364	42	32.679	1:22.627	42	37.933	1:24.228	12	38.438	1:22.372
86	30.631	1:30.311P	51	36.036	1:23.279	51	40.339	1:23.603	51	45.289	1:23.924	42	43.040	1:24.111
51	32.516	1:23.272	10	45.281	1:23.117	10	49.539	1:23.558	18	49.512	1:43.061P	51	49.934	1:23.649
134	41.527	1:23.659	134	45.897	1:24.129	134	50.380	1:23.783	10	53.620	1:23.055	134	58.400	1:23.054
10	41.923	1:24.054	33	47.636	1:23.812	33	51.639	1:23.303	134	54.350	1:22.944	10	58.561	1:23.945
33	43.583	1:23.715	121	54.660	1:25.470	121	1:00.980	1:25.620	33	55.577	1:22.912	33	1:04.079	1:27.506
121	48.949	1:25.475	23	57.151	1:24.893	4	2 LAPS	1:21.508	4	2 LAPS	1:21.921	4	2 LAPS	1:22.104
23	52.017	1:25.121	15	58.408	1:25.632	23	1:02.710	1:24.859	121	1:07.768	1:25.762	121	1:14.450	1:25.686
15	52.535	1:26.138	4	2 LAPS	1:21.209	15	1:03.832	1:24.724	23	1:08.337	1:24.601	23	1:15.107	1:25.774
78	53.744	1:27.451	78	1:01.183	1:27.198	78	1:10.255	1:28.372	15	1:09.053	1:24.195	15	1:15.349	1:25.300
4	2 LAPS	1:21.951	144	1:12.063	1:28.432									
144	1:03.390	1:28.272	170	1:12.168	1:28.236									
170	1:03.691	1:28.116												

Weather/Track:Sunny/Dry

Thruxton
Circuit Length = 2.3560 miles.
Start: 16:00 End: 16:13

Universal Racing Services Classic Formula Ford 2000

QUALIFYING FOR RACE 2

POS	NO	CL	NAME	NAT	ENTRY	TIME	LAPS	GAP	MPH
1	78	A	Sideshow BOB		Van Diemen RF 82	1:19.489	15		106.70
2	47	A	Nicholas PEARCE		Van Diemen RF 82	1:20.479	15	0.990	105.38
3	11	A	Judd COUPLAND		Van Diemen RF 82	1:20.579	14	1.090	105.25
4	20	A	Dave REES		Van Diemen RF 82	1:20.970	15	1.481	104.75
5	4	A	Oilly HANCOCK		Van Diemen RF 82	1:21.027	15	1.538	104.67
6	35	A	David GATHERCOLE		Van Diemen RF 82	1:21.060	15	1.571	104.63
7	50	B	Clive WOOD		Reynard SF 79	1:21.238	15	1.749	104.40
8	33	A	Phil WALKER		Van Diemen RF 82	1:21.767	14	2.278	103.72
9	88	A	James RUSKIN		Van Diemen RF 82	1:22.621	14	3.132	102.65
10	46	A	Paul ALLEN		Van Diemen RF 81	1:23.064	14	3.575	102.10
11	41	A	Jason GAULT		Van Diemen RF 82	1:23.122	13	3.633	102.03
12	45	A	Trevor ARKELL		Reynard SF 81	1:23.228	14	3.739	101.90
13	49	A	Stephen WONTNER		Van Diemen RF 83	1:23.300	13	3.811	101.82
14	9	A	Julie CLARK		Van Diemen RF 82	1:23.804	14	4.315	101.20
15	21	B	Mark TERRY		Reynard SF 78	1:24.907	13	5.418	99.89
16	1	A	Eddie WILKINS		ARGO JM 14	1:24.997	10	5.508	99.78
17	5	A	John BUSBY		Van Diemen RF 82	1:25.012	12	5.523	99.76
18	54	B	Peter RICHARDS		Delta T79	1:25.402	13	5.913	99.31
19	16	B	Steve POPE		Reynard RF 79	1:25.414	13	5.925	99.30
20	26	A	Derek WATLING		Van Diemen RF 82	1:26.932	6	7.443	97.56
21	29	A	Andrew LEVISTON		Van Diemen RF 82	1:27.968	13	8.479	96.41
22	98	A	Rod TOFT		Van Diemen RF 82	1:29.245	13	9.756	95.03
23	13	B	Ben ROBINSON		Royale RP27	1:31.370	12	11.881	92.82
24	76	B	Jeremy MAIN		Reynard SF 79	1:34.233	12	14.744	90.00
25	48	A	Paul RIDER		Royale RP 30	1:34.415	12	14.926	89.83
26	34	B	Dale SPRUCE		Reynard 795F	1:34.663	10	15.174	89.59
27	22	A	John WILSON		Van Diemen RF 82	1:36.274	10	16.785	88.09

Weather/Track:Sunny/Dry

Thruxton
Circuit Length = 2.3560 miles.
Start: 09:30 End: 09:50

These results are provisional until the conclusion of any judicial and technical matters.

Clerk of Course:	Stewards:	Timekeeper:
------------------	-----------	-------------

Universal Racing Services Classic Formula Ford 2000

LAP ANALYSIS - QUALIFYING FOR RACE 2

1	Eddie WILKINS	ARGO JM 14	
1 -	9:43.100	6 - 1:24.997	
2 -	1:54.382	7 - 1:43.183	
3 -	4:25.713P	8 - 1:43.919	
4 -	1:34.634	9 - 1:49.479	
5 -	1:26.381	10 - 1:33.664	
4	Oilly HANCOCK	Van Diemen RF 82	
1 -	8:32.795	6 - 1:21.309	11 - 1:21.348
2 -	1:24.470	7 - 1:23.670	12 - 1:22.839
3 -	1:26.756	8 - 1:21.215	13 - 1:22.713
4 -	1:24.934	9 - 1:21.449	14 - 1:21.027
5 -	1:22.110	10 - 1:23.246	15 - 1:23.199
5	John BUSBY	Van Diemen RF 82	
1 -	9:43.440	6 - 2:02.673	11 - 1:25.012
2 -	1:37.506	7 - 1:31.372	12 - 1:38.688
3 -	1:34.985	8 - 1:29.776	
4 -	1:30.763	9 - 1:27.569	
5 -	1:28.807	10 - 1:26.343	
9	Julie CLARK	Van Diemen RF 82	
1 -	8:42.249	6 - 1:27.475	11 - 1:24.684
2 -	1:28.401	7 - 1:27.451	12 - 1:23.804
3 -	1:26.758	8 - 1:25.491	13 - 1:24.569
4 -	1:26.588	9 - 1:24.728	14 - 1:25.506
5 -	1:26.663	10 - 1:25.132	
11	Judd COUPLAND	Van Diemen RF 82	
1 -	8:43.775	6 - 1:20.863	11 - 1:22.995
2 -	1:23.889	7 - 2:39.088P	12 - 1:21.546
3 -	1:22.763	8 - 1:26.273	13 - 1:20.579
4 -	1:24.141	9 - 1:22.413	14 - 1:21.877
5 -	1:22.007	10 - 1:20.719	
13	Ben ROBINSON	Royale RP27	
1 -	9:03.658	6 - 1:31.516	11 - 1:32.696
2 -	3:46.255P	7 - 1:31.370	12 - 1:46.213P
3 -	1:38.051	8 - 1:32.940	
4 -	1:34.688	9 - 1:32.052	
5 -	1:33.671	10 - 1:33.380	
16	Steve POPE	Reynard RF 79	
1 -	9:20.416	6 - 1:30.410	11 - 1:27.242
2 -	1:30.565	7 - 1:31.598	12 - 1:27.673
3 -	1:29.412	8 - 1:28.281	13 - 1:25.414
4 -	1:26.920	9 - 1:25.954	
5 -	1:43.252	10 - 1:26.056	

Weather/Track:Sunny/Dry

Thruxton
Circuit Length = 2.3560 miles.
Start: 09:30 End: 09:50

Universal Racing Services Classic Formula Ford 2000

LAP ANALYSIS - QUALIFYING FOR RACE 2

(contd.)

20	Dave REES	Van Diemen RF 82
1 -	8:50.211	6 - 1:22.629
2 -	1:25.203	7 - 1:21.513
3 -	1:23.380	8 - 1:22.898
4 -	1:24.759	9 - 1:21.726
5 -	1:22.407	10 - 1:20.970
		11 - 1:23.065
		12 - 1:22.000
		13 - 1:22.191
		14 - 1:24.573
		15 - 1:21.299
21	Mark TERRY	Reynard SF 78
1 -	9:11.068	6 - 1:26.215
2 -	1:33.386	7 - 1:26.621
3 -	1:31.259	8 - 1:26.625
4 -	1:28.806	9 - 2:32.109P
5 -	1:26.394	10 - 1:31.883
		11 - 1:25.236
		12 - 1:28.080
		13 - 1:24.907
22	John WILSON	Van Diemen RF 82
1 -	9:24.500	6 - 3:33.810P
2 -	1:56.026	7 - 1:47.744
3 -	1:52.448	8 - 1:47.136
4 -	1:47.592	9 - 1:42.264
5 -	1:43.618	10 - 1:36.274
26	Derek WATLING	Van Diemen RF 82
1 -	9:24.610	6 - 5:38.925
2 -	1:31.386	
3 -	1:28.373	
4 -	1:26.932	
5 -	1:27.213	
29	Andrew LEVISTON	Van Diemen RF 82
1 -	9:31.217	6 - 1:57.187
2 -	1:40.018	7 - 1:31.047
3 -	1:40.285	8 - 1:28.689
4 -	1:32.259	9 - 1:28.152
5 -	1:30.163	10 - 1:30.410
		11 - 1:27.968
		12 - 1:36.285
		13 - 1:28.277
33	Phil WALKER	Van Diemen RF 82
1 -	8:41.022	6 - 1:23.038
2 -	1:26.129	7 - 1:23.444
3 -	1:24.992	8 - 1:24.258
4 -	1:26.208	9 - 1:23.385
5 -	1:23.904	10 - 1:21.767
		11 - 1:24.659
		12 - 1:25.102
		13 - 1:24.093
		14 - 1:23.483
34	Dale SPRUCE	Reynard 795F
1 -	9:33.267	6 - 1:35.997
2 -	1:40.720	7 - 1:34.975
3 -	1:35.354	8 - 1:34.663
4 -	1:36.226	9 - 1:36.774
5 -	1:38.503	10 - 1:36.099

Weather/Track:Sunny/Dry

Thruxton
Circuit Length = 2.3560 miles.
Start: 09:30 End: 09:50

Universal Racing Services Classic Formula Ford 2000

LAP ANALYSIS - QUALIFYING FOR RACE 2

(contd.)

35	David GATHERCOLE	Van Diemen RF 82
1 - 8:45.815	6 - 1:22.570	11 - 1:23.015
2 - 1:26.913	7 - 1:21.799	12 - 1:21.842
3 - 1:23.675	8 - 1:23.306	13 - 1:22.334
4 - 1:23.905	9 - 1:21.706	14 - 1:21.729
5 - 1:23.420	10 - 1:21.060	15 - 1:21.468
41	Jason GAULT	Van Diemen RF 82
1 - 9:32.616	6 - 1:28.586	11 - 1:23.122
2 - 1:39.197	7 - 1:28.288	12 - 1:24.030
3 - 1:31.021	8 - 1:26.255	13 - 1:47.885
4 - 1:28.253	9 - 1:49.172	
5 - 1:24.909	10 - 1:26.757	
45	Trevor ARKELL	Reynard SF 81
1 - 9:04.086	6 - 1:24.910	11 - 1:23.676
2 - 1:28.989	7 - 1:25.568	12 - 1:24.985
3 - 1:25.176	8 - 1:24.864	13 - 1:48.624
4 - 1:24.184	9 - 1:23.228	14 - 1:27.121
5 - 1:25.256	10 - 1:23.714	
46	Paul ALLEN	Van Diemen RF 81
1 - 8:58.525	6 - 1:25.705	11 - 1:23.774
2 - 1:28.423	7 - 1:26.868	12 - 1:23.278
3 - 1:26.306	8 - 1:24.110	13 - 1:23.064
4 - 1:24.877	9 - 1:24.272	14 - 1:23.385
5 - 1:24.252	10 - 1:24.839	
47	Nicholas PEARCE	Van Diemen RF 82
1 - 8:32.035	6 - 1:21.214	11 - 1:20.700
2 - 1:25.638	7 - 1:21.592	12 - 1:23.842
3 - 1:23.167	8 - 1:21.637	13 - 1:20.479
4 - 1:24.836	9 - 1:20.542	14 - 1:23.636
5 - 1:22.487	10 - 1:22.478	15 - 1:20.777
48	Paul RIDER	Royale RP 30
1 - 9:28.888	6 - 1:39.490	11 - 1:34.415
2 - 1:48.705	7 - 1:36.928	12 - 1:35.784
3 - 1:40.972	8 - 1:41.239	
4 - 1:36.277	9 - 1:37.208	
5 - 1:37.985	10 - 1:36.337	
49	Stephen WONTNER	Van Diemen RF 83
1 - 9:09.560	6 - 1:24.441	11 - 1:23.503
2 - 1:27.439	7 - 1:25.559	12 - 1:25.463
3 - 1:23.958	8 - 1:34.924	13 - 2:56.526P
4 - 1:23.444	9 - 1:23.300	
5 - 1:23.870	10 - 1:24.161	

Weather/Track:Sunny/Dry

Thruxton
Circuit Length = 2.3560 miles.
Start: 09:30 End: 09:50

Universal Racing Services Classic Formula Ford 2000

LAP ANALYSIS - QUALIFYING FOR RACE 2

(contd.)

50	Clive WOOD	Reynard SF 79
1 - 8:34.619	6 - 1:21.717	11 - 1:22.206
2 - 1:23.403	7 - 1:22.568	12 - 1:24.928
3 - 1:25.496	8 - 1:22.352	13 - 1:22.877
4 - 1:23.966	9 - 1:21.623	14 - 1:21.238
5 - 1:21.750	10 - 1:22.024	15 - 1:22.567
54	Peter RICHARDS	Delta T79
1 - 9:08.151	6 - 1:32.769	11 - 1:27.216
2 - 1:39.954	7 - 1:33.906	12 - 1:26.411
3 - 1:36.360	8 - 1:28.182	13 - 1:25.402
4 - 1:32.072	9 - 1:27.090	
5 - 1:31.028	10 - 1:25.445	
76	Jeremy MAIN	Reynard SF 79
1 - 9:30.924	6 - 1:39.065	11 - 1:34.675
2 - 1:50.217	7 - 1:35.788	12 - 1:35.769
3 - 1:42.606	8 - 1:35.959	
4 - 1:36.447	9 - 1:34.233	
5 - 1:36.974	10 - 1:34.715	
78	Sideshow BOB	Van Diemen RF 82
1 - 8:56.775	6 - 1:20.133	11 - 1:19.489
2 - 1:23.582	7 - 1:21.552	12 - 1:20.778
3 - 1:20.692	8 - 1:20.903	13 - 1:21.716
4 - 1:23.009	9 - 1:20.474	14 - 1:20.195
5 - 1:21.609	10 - 1:19.547	15 - 1:21.018
88	James RUSKIN	Van Diemen RF 82
1 - 8:45.563	6 - 1:35.963	11 - 1:23.183
2 - 1:29.250	7 - 1:26.593	12 - 1:22.699
3 - 1:27.454	8 - 1:23.730	13 - 1:22.621
4 - 1:25.658	9 - 1:24.038	14 - 1:24.559
5 - 1:25.324	10 - 1:23.838	
98	Rod TOFT	Van Diemen RF 82
1 - 9:09.232	6 - 1:35.108	11 - 1:36.157
2 - 1:37.158	7 - 1:32.709	12 - 1:30.374
3 - 1:36.243	8 - 1:31.439	13 - 1:29.245
4 - 1:34.632	9 - 1:30.185	
5 - 1:33.787	10 - 1:30.264	

Weather/Track:Sunny/Dry

Thruxton
Circuit Length = 2.3560 miles.
Start: 09:30 End: 09:50

Universal Racing Services Classic Formula Ford 2000 GRID FOR RACE 2

ROW 14		1:36.274 22 WILSON	
ROW 13	48 RIDER	1:34.415	34 SPRUCE 1:34.663
ROW 12		1:31.370 13 ROBINSON	76 MAIN 1:34.233
ROW 11	29 LEVISTON	1:27.968	98 TOFT 1:29.245
ROW 10		1:25.414 16 POPE	26 WATLING 1:26.932
ROW 9	5 BUSBY	1:25.012	54 RICHARDS 1:25.402
ROW 8		1:24.907 21 TERRY	1 WILKINS 1:24.997
ROW 7	49 WONTNER	1:23.300	9 CLARK 1:23.804
ROW 6		1:23.122 41 GAULT	45 ARKELL 1:23.228
ROW 5	88 RUSKIN	1:22.621	46 ALLEN 1:23.064
ROW 4		1:21.238 50 WOOD	33 WALKER 1:21.767
ROW 3	4 HANCOCK	1:21.027	35 GATHERCOLE 1:21.060
ROW 2		1:20.579 11 COUPLAND	20 REES 1:20.970
ROW 1	78 BOB	1:19.489	47 PEARCE 1:20.479

POLE

Weather/Track:Sunny/Dry

Thruxton
Circuit Length = 2.3560 miles.
Start: 09:30 End: 09:50

These results are provisional until the conclusion of any judicial and technical matters.

Clerk of Course:	Stewards:	Timekeeper:
------------------	-----------	-------------

Universal Racing Services Classic Formula Ford 2000

RACE 2 RESULT

POS	NO	CL	NAME	NAT	ENTRY	TIME	LAPS	GAP	MPH	BEST
1	78	A	Sideshow BOB		Van Diemen RF 82	13:34.360	10		104.15	1:20.033
2	47	A	Nicholas PEARCE		Van Diemen RF 82	13:36.368	10	2.008	103.89	1:20.092
3	35	A	David GATHERCOLE		Van Diemen RF 82	13:40.043	10	5.683	103.42	1:20.735
4	4	A	Oily HANCOCK		Van Diemen RF 82	13:45.896	10	11.536	102.69	1:21.118
5	20	A	Dave REES		Van Diemen RF 82	13:51.341	10	16.981	102.02	1:21.541
6	11	A	Judd COUPLAND		Van Diemen RF 82	13:59.151	10	24.791	101.07	1:21.899
7	49	A	Stephen WONTNER		Van Diemen RF 83	13:59.252	10	24.892	101.06	1:22.405
8	33	A	Phil WALKER		Van Diemen RF 82	13:59.539	10	25.179	101.02	1:21.650
9	46	A	Paul ALLEN		Van Diemen RF 81	14:10.327	10	35.967	99.74	1:23.311
10	45	A	Trevor ARKELL		Reynard SF 81	14:10.946	10	36.586	99.67	1:23.338
11	21	B	Mark TERRY		Reynard SF 78	14:13.780	10	39.420	99.34	1:23.734
12	13	B	Ben ROBINSON		Royale RP27	14:23.423	10	49.063	98.23	1:24.011
13	88	A	James RUSKIN		Van Diemen RF 82	14:25.294	10	50.934	98.02	1:21.880
14	50	B	Clive WOOD		Reynard SF 79	14:25.760	10	51.400	97.96	1:23.335
15	41	A	Jason GAULT		Van Diemen RF 82	14:29.636	10	55.276	97.53	1:23.523
16	26	A	Derek WATLING		Van Diemen RF 82	14:31.152	10	56.792	97.36	1:24.903
17	54	B	Peter RICHARDS		Delta T79	14:43.023	10	1:08.663	96.05	1:24.593
18	29	A	Andrew LEVISTON		Van Diemen RF 82	14:47.800	10	1:13.440	95.53	1:25.931
19	16	B	Steve POPE		Reynard RF 79	14:49.036	10	1:14.676	95.40	1:25.966
20	98	A	Rod TOFT		Van Diemen RF 82	14:49.324	10	1:14.964	95.37	1:26.252
21	5	A	John BUSBY		Van Diemen RF 82	14:49.751	10	1:15.391	95.32	1:25.188
22	9	A	Julie CLARK		Van Diemen RF 82	13:47.112	9	1 LAP	92.29	1:24.435
23	34	B	Dale SPRUCE		Reynard 795F	13:54.443	9	1 LAP	91.47	1:30.486
24	48	A	Paul RIDER		Royale RP 30	14:04.967	9	1 LAP	90.34	1:30.743
25	76	B	Jeremy MAIN		Reynard SF 79	14:09.504	9	1 LAP	89.85	1:31.411
26	22	A	John WILSON		Van Diemen RF 82	14:34.678	9	1 LAP	87.27	1:33.928

NOT CLASSIFIED

1	A	Eddie WILKINS		ARGO JM 14	8:43.646	6	D.N.F.	97.18	1:21.452
---	---	---------------	--	------------	----------	---	--------	-------	----------

FASTEST LAP

78	A	Sideshow BOB		Van Diemen RF 82	1:20.033	5	105.97mph	170.55kph
50	B	Clive WOOD		Reynard SF 79	1:23.335	7	101.77mph	163.79kph

Weather/Track:Sunny/Dry

Thruxton
Circuit Length = 2.3560 miles.
Start: 12:11 End: 12:25

These results are provisional until the conclusion of any judicial and technical matters.

Clerk of Course:	Stewards:	Timekeeper:
------------------	-----------	-------------

Universal Racing Services Classic Formula Ford 2000

LAP CHART - RACE 2

Lap 1			Lap 2			Lap 3			Lap 4			Lap 5		
No	Behind	Laptime	No	Behind	Laptime	No	Behind	Laptime	No	Behind	Laptime	No	Behind	Laptime
47		1:26.471	78		1:20.850	78		1:20.773	78		1:20.078	78		1:20.033
78	0.448	1:26.919	47	0.365	1:21.663	47	0.392	1:20.800	47	0.406	1:20.092	47	0.487	1:20.114
35	2.935	1:29.406	35	2.486	1:20.849	35	2.448	1:20.735	35	3.144	1:20.774	35	4.002	1:20.891
4	4.400	1:30.871	4	4.783	1:21.681	4	5.287	1:21.277	4	6.624	1:21.415	4	7.762	1:21.171
11	4.481	1:30.952	20	6.492	1:23.118	20	7.505	1:21.786	20	9.014	1:21.587	20	10.522	1:21.541
20	4.672	1:31.143	11	7.011	1:23.828	33	8.580	1:21.952	33	10.152	1:21.650	33	12.435	1:22.316
33	4.750	1:31.221	33	7.401	1:23.949	49	9.169	1:22.405	49	12.825	1:23.734	49	15.660	1:22.868
49	5.707	1:32.178	49	7.537	1:23.128	11	9.374	1:23.136	88	13.281	1:23.509	11	18.623	1:25.040
1	5.735	1:32.206	88	8.743	1:22.956	88	9.850	1:21.880	11	13.616	1:24.320	46	23.673	1:23.922
88	7.085	1:33.556	46	11.718	1:25.335	46	16.044	1:25.099	46	19.784	1:23.818	45	24.210	1:23.858
46	7.681	1:34.152	45	12.241	1:25.763	45	16.372	1:24.904	45	20.385	1:24.091	50	24.382	1:23.414
45	7.776	1:34.247	21	12.409	1:25.642	50	16.548	1:24.729	50	21.001	1:24.531	21	24.966	1:23.887
21	8.065	1:34.536	50	12.592	1:24.868	21	16.782	1:25.146	21	21.112	1:24.408	88	29.334	1:36.086
50	9.022	1:35.493	26	16.579	1:28.269	26	20.709	1:24.903	13	27.788	1:25.108	1	32.098	1:21.452
41	9.166	1:35.637	13	18.162	1:27.801	13	22.758	1:25.369	26	28.338	1:27.707	13	32.399	1:24.644
26	9.608	1:36.079	9	21.737	1:29.222	41	26.970	1:24.548	1	30.679	1:22.240	26	33.763	1:25.458
13	11.659	1:38.130	41	23.195	1:35.327	9	28.185	1:27.221	41	31.769	1:24.877	41	35.259	1:23.523
54	13.690	1:40.161	29	23.483	1:30.564	1	28.517	1:22.551	9	33.818	1:25.711	9	39.144	1:25.359
9	13.813	1:40.284	54	24.368	1:31.976	29	29.901	1:27.191	54	34.967	1:24.974	54	40.733	1:25.799
29	14.217	1:40.688	16	24.615	1:30.994	54	30.071	1:26.476	29	36.874	1:27.051	29	43.638	1:26.797
16	14.919	1:41.390	98	24.874	1:30.955	16	31.266	1:27.424	16	37.537	1:26.349	16	44.072	1:26.568
98	15.217	1:41.688	34	25.696	1:31.192	98	32.089	1:27.988	98	38.598	1:26.587	98	45.559	1:26.994
34	15.802	1:42.273	1	26.739	1:42.302	34	35.409	1:30.486	5	44.146	1:25.524	5	49.614	1:25.501
76	17.712	1:44.183	76	28.437	1:32.023	5	38.700	1:30.301	34	46.887	1:31.556	34	58.571	1:31.717
5	18.576	1:45.047	5	29.172	1:31.894	76	40.647	1:32.983	76	52.588	1:32.019	76	1:05.032	1:32.477
48	20.689	1:47.160	48	32.025	1:32.634	48	43.181	1:31.929	48	53.846	1:30.743	48	1:05.761	1:31.948
22	22.336	1:48.807	22	35.431	1:34.393	22	49.613	1:34.955	22	1:03.463	1:33.928	22	1:18.088	1:34.658

Weather/Track:Sunny/Dry

Thruxton
 Circuit Length = 2.3560 miles.
 Start: 12:11 End: 12:25

Universal Racing Services Classic Formula Ford 2000

LAP CHART - RACE 2

(contd.)

Lap 6			Lap 7			Lap 8			Lap 9			Lap 10		
No	Behind	Laptime	No	Behind	Laptime	No	Behind	Laptime	No	Behind	Laptime	No	Behind	Laptime
78		1:20.481	78		1:20.327	78		1:22.742	78		1:20.637	78		1:21.520
47	0.337	1:20.331	47	0.616	1:20.606	47	0.677	1:22.803	47	1.151	1:21.111	47	2.008	1:22.377
35	4.686	1:21.165	35	6.281	1:21.922	35	4.957	1:21.418	35	5.905	1:21.585	35	5.683	1:21.298
4	8.399	1:21.118	4	9.697	1:21.625	48	1 LAP	1:33.212	34	1 LAP	1:31.700	4	11.536	1:21.905
20	11.928	1:21.887	20	13.978	1:22.377	4	9.377	1:22.422	4	11.151	1:22.411	9	1 LAP	2:03.230P
33	14.492	1:22.538	22	1 LAP	1:37.089	76	1 LAP	1:35.585	20	15.718	1:22.880	20	16.981	1:22.783
49	17.918	1:22.739	33	16.849	1:22.684	20	13.475	1:22.239	48	1 LAP	1:32.169	34	1 LAP	1:32.673
11	20.211	1:22.069	49	20.225	1:22.634	33	19.220	1:25.113	33	22.130	1:23.547	11	24.791	1:22.803
46	26.945	1:23.753	11	21.783	1:21.899	49	20.727	1:23.244	49	22.695	1:22.605	49	24.892	1:23.717
45	27.830	1:24.101	46	30.157	1:23.539	11	21.833	1:22.792	11	23.508	1:22.312	33	25.179	1:24.569
50	28.135	1:24.234	45	30.910	1:23.407	22	1 LAP	1:35.414	76	1 LAP	1:35.245	48	1 LAP	1:32.883
21	28.241	1:23.756	50	31.143	1:23.335	46	30.726	1:23.311	46	33.789	1:23.700	76	1 LAP	1:31.411
88	32.182	1:23.329	21	31.648	1:23.734	45	31.506	1:23.338	45	34.483	1:23.614	46	35.967	1:23.698
1	34.512	1:22.895	13	40.751	1:24.947	50	31.830	1:23.429	21	36.797	1:24.518	45	36.586	1:23.623
13	36.131	1:24.213	88	43.064	1:31.209	21	32.916	1:24.010	50	45.002	1:33.809P	21	39.420	1:24.143
26	38.303	1:25.021	26	43.654	1:25.678	13	42.290	1:24.281	22	1 LAP	1:37.988	13	49.063	1:24.919
41	39.067	1:24.289	41	44.801	1:26.061	88	45.501	1:25.179	13	45.664	1:24.011	88	50.934	1:23.679
9	43.098	1:24.435	9	47.356	1:24.585	26	46.000	1:25.088	88	48.775	1:23.911	50	51.400	1:27.918
54	44.845	1:24.593	54	50.702	1:26.184	41	46.517	1:24.458	41	51.448	1:25.568	41	55.276	1:25.348
29	49.088	1:25.931	29	55.851	1:27.090	9	51.679	1:27.065	26	52.247	1:26.884	26	56.792	1:26.065
16	51.099	1:27.508	16	58.282	1:27.510	54	53.231	1:25.271	54	1:00.164	1:27.570	22	1 LAP	1:37.446
98	51.603	1:26.525	98	1:00.375	1:29.099	29	1:00.111	1:27.002	29	1:07.184	1:27.710	54	1:08.663	1:30.019
5	54.321	1:25.188	5	1:01.275	1:27.281	16	1:03.407	1:27.867	16	1:08.736	1:25.966	29	1:13.440	1:27.776
34	1:09.546	1:31.456	34	1:20.609	1:31.390	98	1:04.531	1:26.898	98	1:10.232	1:26.338	16	1:14.676	1:27.460
48	1:17.569	1:32.289				5	1:04.814	1:26.281	5	1:10.908	1:26.731	98	1:14.964	1:26.252
76	1:18.129	1:33.578										5	1:15.391	1:26.003

Weather/Track:Sunny/Dry

Thruxton
Circuit Length = 2.3560 miles.
Start: 12:11 End: 12:25

EERC BRITSPORT/GOLD ARTS 100 ENDURANCE SERIES QUALIFYING FOR RACE 3

POS	NO	CL	NAME	NAT	ENTRY	TIME	LAPS	GAP	MPH
1	46	1	SINCLAIR/ALLPASS		Jade	1:14.431	18		113.95
2	60	2	FEARNS/KAISER		Radical SR3	1:14.588	18	0.157	113.71
3	22	2	QUAIFE		Radical	1:16.187	18	1.756	111.32
4	45	1	Mike ROBERTS		Jade Sports Prototype	1:17.364	19	2.933	109.63
5	47	1	Doug SETTERS		Jade	1:18.286	18	3.855	108.34
6	37	2	FLYNNFLETCHER		Radical SR3	1:20.848	8	6.417	104.90
7	59	2	LASLETT/WILTSHIRE		Radical Prosport	1:21.413	17	6.982	104.18
8	10	3	Owen MILDENHALL		Ariel Atom	1:23.919	14	9.488	101.06
9	44	3	WHITE/MANGION		Caterham R400	1:24.232	17	9.801	100.69
10	20	3	Ben BUTLER		Caterham R400	1:24.277	19	9.846	100.64
11	69	3	Merrick LINNET		Caterham R400	1:24.514	18	10.083	100.35
12	2	3	Marcus GORMAN		Caterham Superlight	1:26.772	18	12.341	97.74

Weather/Track:Sunny/Dry

Thruxton
Circuit Length = 2.3560 miles.
Start: 09:59 End: 10:29

These results are provisional until the conclusion of any judicial and technical matters.

Clerk of Course:	Stewards:	Timekeeper:
------------------	-----------	-------------

EERC BRITSPORT/GOLD ARTS 100 ENDURANCE SERIES LAP ANALYSIS - QUALIFYING FOR RACE 3

2	Marcus GORMAN	Caterham Superlight	
1 - 7:17.922	6 - 2:17.308	11 - 1:30.174	16 - 1:28.104
2 - 1:38.740	7 - 3:02.490	12 - 1:28.639	17 - 1:27.431
3 - 1:38.496	8 - 2:02.822	13 - 1:26.997	18 - 1:27.194
4 - 1:36.622	9 - 1:33.352	14 - 1:26.772	
5 - 1:30.907	10 - 1:28.151	15 - 1:28.158	
10	Owen MILDENHALL	Ariel Atom	
1 - 7:09.807	6 - 2:54.768P	11 - 1:24.403	
2 - 1:27.241	7 - X:00.000	12 - 1:24.041	
3 - 1:25.457	8 - 1:24.835	13 - 1:24.862	
4 - 1:24.204	9 - 1:24.474	14 - 1:24.395	
5 - 1:24.191	10 - 1:23.919		
20	Ben BUTLER	Caterham R400	
1 - 7:09.112	6 - 2:20.469	11 - 1:27.006	16 - 1:25.771
2 - 1:29.783	7 - 2:34.912	12 - 1:26.167	17 - 1:26.677
3 - 1:28.136	8 - 1:59.954	13 - 1:25.052	18 - 1:26.257
4 - 1:29.046	9 - 1:29.337	14 - 1:24.277	19 - 1:26.961
5 - 1:27.834	10 - 1:25.329	15 - 1:24.653	
22	QUAIFE	Radical	
1 - 7:14.597	6 - 2:08.745	11 - 1:23.282	16 - 1:17.753
2 - 1:35.201	7 - 3:02.751	12 - 1:21.746	17 - 1:16.910
3 - 1:30.733	8 - 2:02.093	13 - 1:18.384	18 - 1:17.990
4 - 1:29.905	9 - 2:59.448P	14 - 1:17.006	
5 - 2:02.134P	10 - 1:31.967	15 - 1:16.187	
37	FLYNNFLETCHER	Radical SR3	
1 - 6:48.931	6 - 1:20.848		
2 - 1:29.140	7 - 2:12.812P		
3 - X:00.000P	8 - 1:34.897		
4 - 4:31.418P			
5 - 1:28.254			
44	WHITE/MANGION	Caterham R400	
1 - 7:06.311	6 - 7:08.146	11 - 1:24.703	16 - 1:24.417
2 - 1:27.679	7 - 1:26.703	12 - 1:25.253	17 - 1:24.232
3 - 1:26.280	8 - 1:24.706	13 - 1:24.880	
4 - 1:25.619	9 - 1:25.227	14 - 1:24.954	
5 - 1:25.725	10 - 1:25.344	15 - 1:24.732	
45	Mike ROBERTS	Jade Sports Prototype	
1 - 7:31.583	6 - 4:21.105	11 - 1:20.562	16 - 1:20.321
2 - 1:39.713	7 - 2:06.908	12 - 1:21.320	17 - 1:18.190
3 - 1:34.205	8 - 1:23.022	13 - 1:19.662	18 - 1:22.900
4 - 1:24.386	9 - 1:19.825	14 - 1:20.432	19 - 1:17.364
5 - 1:23.329	10 - 1:19.256	15 - 1:19.278	

Weather/Track:Sunny/Dry

Thruxton
Circuit Length = 2.3560 miles.
Start: 09:59 End: 10:29

EERC BRITSPORT/GOLD ARTS 100 ENDURANCE SERIES

LAP ANALYSIS - QUALIFYING FOR RACE 3


(contd.)

46	SINCLAIR/ALLPASS	Jade					
1 -	7:30.891	6 -	2:18.647	11 -	1:19.280	16 -	1:14.431
2 -	1:39.463	7 -	3:02.216	12 -	1:18.581	17 -	1:16.167
3 -	1:34.131	8 -	2:00.295	13 -	3:13.018P	18 -	1:15.461
4 -	1:31.136	9 -	1:20.321	14 -	1:25.914		
5 -	1:24.537	10 -	1:18.467	15 -	1:15.555		
47	Doug SETTERS	Jade					
1 -	7:31.228	6 -	2:22.026	11 -	1:19.359	16 -	1:18.806
2 -	1:39.473	7 -	5:27.704P	12 -	1:18.859	17 -	1:18.286
3 -	1:34.083	8 -	1:27.543	13 -	1:19.500	18 -	1:18.666
4 -	1:23.794	9 -	1:20.767	14 -	1:19.311		
5 -	1:24.043	10 -	1:21.576	15 -	1:19.416		
59	LASLETT/WILTSHIRE	Radical Prosport					
1 -	7:32.445	6 -	4:27.003P	11 -	2:28.738P	16 -	1:21.552
2 -	1:36.210	7 -	2:00.113	12 -	1:36.169	17 -	1:21.413
3 -	1:30.793	8 -	1:26.126	13 -	1:23.223		
4 -	1:28.142	9 -	1:25.043	14 -	1:22.319		
5 -	1:28.216	10 -	1:25.469	15 -	1:22.054		
60	FEARNS/KAISER	Radical SR3					
1 -	7:15.789	6 -	2:28.894	11 -	1:39.730P	16 -	1:17.267
2 -	1:28.894	7 -	2:34.395	12 -	3:23.318	17 -	1:15.436
3 -	1:25.418	8 -	2:00.389	13 -	1:15.371	18 -	1:14.905
4 -	1:22.826	9 -	1:24.264	14 -	1:15.032		
5 -	1:21.723	10 -	1:23.308	15 -	1:14.588		
69	Merrick LINNET	Caterham R400					
1 -	6:46.155	6 -	5:05.913P	11 -	1:25.434	16 -	1:28.679
2 -	1:33.474	7 -	2:09.619	12 -	1:24.514	17 -	1:27.476
3 -	1:29.418	8 -	1:27.523	13 -	1:24.609	18 -	1:27.168
4 -	1:28.421	9 -	1:26.889	14 -	1:24.887		
5 -	1:27.326	10 -	1:26.408	15 -	1:25.834		

Weather/Track:Sunny/Dry

Thruxton
Circuit Length = 2.3560 miles.
Start: 09:59 End: 10:29

EERC BRITSPORT/GOLD ARTS 100 ENDURANCE SERIES GRID FOR RACE 3

ROW 6	1:24.514 69 LINNET	1:26.772 2 GORMAN
ROW 5	1:24.232 44 WHITE/MANGION	1:24.277 20 BUTLER
ROW 4	1:21.413 59 LASLETT/WILTSHIRE	1:23.919 10 MILDENHALL
ROW 3	1:18.286 47 SETTERS	1:20.848 37 FLYNNFLETCHER
ROW 2	1:16.187 22 QUAIFFE	1:17.364 45 ROBERTS
ROW 1	1:14.431 46 SINCLAIR/ALLPASS	1:14.588 60 FEARNS/KAISER
POLE		
		

Weather/Track: Sunny/Dry

Thrupton
Circuit Length = 2.3560 miles.
Start: 09:59 End: 10:29

These results are provisional until the conclusion of any judicial and technical matters.

Clerk of Course:	Stewards:	Timekeeper:
------------------	-----------	-------------

EERC BRITSPORT/GOLD ARTS 100 ENDURANCE SERIES

RACE 3 RESULT - PART 1

POS	NO	CL	NAME	NAT	ENTRY	TIME	LAPS	GAP	MPH	BEST
1	46	1	SINCLAIR/ALLPASS		Jade	45:00.793	34		106.77	1:14.486
2	47	1	Doug SETTERS		Jade	45:54.149	34	53.356	104.70	1:16.593
3	45	1	Mike ROBERTS		Jade Sports Prototype	45:54.949	34	54.156	104.67	1:14.839
4	37	2	FLYNN/FLETCHER		Radical SR3	45:10.522	33	1 LAP	103.26	1:17.056
5	60	2	FEARNS/KAISER		Radical SR3	45:35.355	33	1 LAP	102.32	1:14.676
6	44	3	WHITE		Caterham R400	46:23.041	32	2 LAPS	97.52	1:23.643
7	10	3	Owen MILDENHALL		Ariel Atom	45:20.345	31	3 LAPS	96.65	1:23.990
8	69	3	Merrick LINNET		Caterham R400	45:40.943	31	3 LAPS	95.92	1:24.542
9	2	3	Marcus GORMAN		Caterham Superlight	45:41.098	31	3 LAPS	95.92	1:23.998
10	20	3	Ben BUTLER		Caterham R400	46:01.755	31	3 LAPS	95.20	1:24.592
11	22	2	QUAIFE		Radical	34:05.258	25	9 LAPS	103.67	1:15.420
12	59	2	LASLETT/WILTSHIRE		Radical Prosport	45:08.805	22	12 LAPS	68.88	1:22.521

FASTEST LAP

46	1	SINCLAIR/ALLPASS	Jade	1:14.486	3	113.86mph	183.25kph
60	2	FEARNS/KAISER	Radical SR3	1:14.676	3	113.57mph	182.78kph
44	3	WHITE	Caterham R400	1:23.643	21	101.40mph	163.19kph

Weather/Track:Sunny/Dry

Thruxton
Circuit Length = 2.3560 miles.
Start: 13:27 End: 14:12

These results are provisional until the conclusion of any judicial and technical matters.

Clerk of Course:	Stewards:	Timekeeper:
------------------	-----------	-------------

EERC BRITSPORT/GOLD ARTS 100 ENDURANCE SERIES

LAP CHART - RACE 3 - PART 1

Lap 1			Lap 2			Lap 3			Lap 4			Lap 5		
No	Behind	Laptime	No	Behind	Laptime	No	Behind	Laptime	No	Behind	Laptime	No	Behind	Laptime
60		1:18.045	60		1:15.375	60		1:14.676	60		1:15.744	60		1:15.715
46	0.240	1:18.285	46	0.277	1:15.412	46	0.087	1:14.486	46	0.480	1:16.137	46	0.169	1:15.404
45	1.012	1:19.057	45	1.165	1:15.528	45	1.328	1:14.839	45	1.637	1:16.053	45	0.876	1:14.954
22	1.226	1:19.271	22	1.590	1:15.739	22	2.334	1:15.420	22	2.193	1:15.603	22	2.809	1:16.331
47	4.290	1:22.335	47	8.990	1:20.075	47	14.096	1:19.782	47	18.101	1:19.749	47	21.861	1:19.475
37	4.455	1:22.500	37	9.496	1:20.416	37	14.685	1:19.865	37	22.123	1:23.182	37	31.419	1:25.011
59	8.681	1:26.726	59	17.300	1:23.994	59	25.145	1:22.521	59	32.204	1:22.803	59	40.308	1:23.819
10	10.180	1:28.225	10	19.484	1:24.679	10	28.913	1:24.105	10	38.023	1:24.854	10	47.093	1:24.785
44	10.920	1:28.965	44	20.620	1:25.075	44	30.790	1:24.846	44	39.456	1:24.410	44	48.996	1:25.255
20	11.906	1:29.951	20	21.864	1:25.333	20	32.608	1:25.420	20	42.296	1:25.432	20	52.190	1:25.609
2	12.596	1:30.641	2	22.227	1:25.006	69	33.921	1:25.931	69	43.921	1:25.744	2	53.516	1:24.607
69	12.871	1:30.916	69	22.666	1:25.170	2	34.406	1:26.855	2	44.624	1:25.962	69	54.239	1:26.033

Weather/Track:Sunny/Dry

Thruxton
Circuit Length = 2.3560 miles.
Start: 13:27 End: 14:12

EERC BRITSPORT/GOLD ARTS 100 ENDURANCE SERIES

LAP CHART - RACE 3 - PART 1

(contd.)

Lap 6			Lap 7			Lap 8			Lap 9			Lap 10		
No	Behind	Laptime	No	Behind	Laptime	No	Behind	Laptime	No	Behind	Laptime	No	Behind	Laptime
46		1:16.786	46		1:15.936	46		1:16.172	46		1:19.379	46		1:20.075
45	0.904	1:16.983	45	1.757	1:16.789	60	8.676	1:19.427	20	1 LAP	1:27.408	44	1 LAP	1:26.717
60	1.846	1:18.801	60	5.421	1:19.511	22	10.406	1:20.692	69	1 LAP	1:26.554	2	1 LAP	1:25.108
22	3.202	1:17.348	22	5.886	1:18.620	47	31.320	1:19.841	2	1 LAP	1:26.011	69	1 LAP	1:25.918
47	24.630	1:19.724	47	27.651	1:18.957	37	36.653	1:17.647	45	1 LAP	2:41.834P	60	9.206	1:20.609
37	33.302	1:18.838	37	35.178	1:17.812	59	1:01.039	1:23.076	60	8.672	1:19.375	20	1 LAP	1:26.604
59	46.662	1:23.309	59	54.135	1:23.409	10	1:13.528	1:24.792	22	10.290	1:19.263	22	9.538	1:19.323
10	55.385	1:25.247	10	1:04.908	1:25.459	44	1:14.679	1:24.514	47	31.655	1:19.714	45	1 LAP	1:26.829
44	57.122	1:25.081	44	1:06.337	1:25.151				37	35.071	1:17.797	47	30.689	1:19.109
20	1:01.101	1:25.866	20	1:10.967	1:25.802				59	1:04.693	1:23.033	37	32.052	1:17.056
69	1:02.644	1:25.360	69	1:12.245	1:25.537				10	1:19.178	1:25.029	59	1:07.898	1:23.280
2	1:02.904	1:26.343	2	1:13.161	1:26.193									

Weather/Track:Sunny/Dry

Thrupton
 Circuit Length = 2.3560 miles.
 Start: 13:27 End: 14:12

EERC BRITSPORT/GOLD ARTS 100 ENDURANCE SERIES

LAP CHART - RACE 3 - PART 1

(contd.)

Lap 11			Lap 12			Lap 13			Lap 14			Lap 15		
No	Behind	Laptime	No	Behind	Laptime	No	Behind	Laptime	No	Behind	Laptime	No	Behind	Laptime
46		1:18.983	46		1:16.623	46		1:16.468	46		1:17.848	46		1:18.474
10	1 LAP	1:26.115	22	11.399	1:17.698	59	1 LAP	1:22.852	59	1 LAP	1:22.845	22	8.546	1:17.038
44	1 LAP	1:25.580	60	14.584	1:20.260	22	11.537	1:16.606	22	9.982	1:16.293	59	1 LAP	1:23.795
22	10.324	1:19.769	10	1 LAP	1:25.051	60	17.596	1:19.480	45	1 LAP	1:18.920	45	1 LAP	1:18.436
60	10.947	1:20.724	45	1 LAP	1:18.920	45	1 LAP	1:17.210	60	20.075	1:20.327	60	21.252	1:19.651
45	1 LAP	1:19.616	44	1 LAP	1:26.799	10	1 LAP	1:25.738	10	1 LAP	1:25.147	47	32.921	1:18.094
2	1 LAP	1:27.486	2	1 LAP	1:26.034	44	1 LAP	1:25.564	47	33.301	1:17.567	10	1 LAP	1:25.736
69	1 LAP	1:27.236	69	1 LAP	1:26.253	47	33.582	1:17.861	44	1 LAP	1:24.982	37	38.874	1:18.634
20	1 LAP	1:27.232	20	1 LAP	1:26.219	2	1 LAP	1:26.168	37	38.714	1:19.324	44	1 LAP	1:25.776
47	30.609	1:18.903	47	32.189	1:18.203	69	1 LAP	1:26.175	2	1 LAP	1:26.792	2	1 LAP	1:26.600
37	31.210	1:18.141	37	33.466	1:18.879	20	1 LAP	1:26.170	69	1 LAP	1:26.733	69	1 LAP	1:27.374
59	1:11.597	1:22.682				37	37.238	1:20.240	20	1 LAP	1:26.717	20	1 LAP	1:27.731

Weather/Track:Sunny/Dry

Thruxton
Circuit Length = 2.3560 miles.
Start: 13:27 End: 14:12

EERC BRITSPORT/GOLD ARTS 100 ENDURANCE SERIES

LAP CHART - RACE 3 - PART 1

(contd.)

Lap 16			Lap 17			Lap 18			Lap 19			Lap 20		
No	Behind	Laptime	No	Behind	Laptime	No	Behind	Laptime	No	Behind	Laptime	No	Behind	Laptime
46		1:19.100	46		1:17.500	46		1:17.139	46		1:19.204	46		1:18.754
22	5.657	1:16.211	22	6.209	1:18.052	22	6.578	1:17.508	22	10.594	1:23.220P	2	2 LAPS	1:26.074
59	1 LAP	1:22.999	45	1 LAP	1:18.611	59	2 LAPS	2:34.676P	45	1 LAP	1:20.537	69	2 LAPS	1:26.231
45	1 LAP	1:17.539	60	24.699	1:20.117	45	1 LAP	1:19.114	59	2 LAPS	1:31.032	20	2 LAPS	1:26.053
60	22.082	1:19.930	37	1 LAP	2:31.526P	60	27.713	1:20.153	60	28.765	1:20.256	45	1 LAP	1:18.805
47	31.920	1:18.099	47	32.981	1:18.561	47	34.084	1:18.242	47	31.473	1:16.593	47	30.785	1:18.066
10	1 LAP	1:25.831	10	1 LAP	1:25.832	37	1 LAP	1:28.023	37	1 LAP	1:21.595	60	31.403	1:21.392
44	1 LAP	1:25.471	44	1 LAP	1:25.324	10	1 LAP	1:24.861	10	1 LAP	1:25.455	37	1 LAP	1:22.001
2	1 LAP	1:27.048	2	1 LAP	1:25.646	44	1 LAP	1:25.072	44	1 LAP	1:24.867	10	1 LAP	1:25.390
69	1 LAP	1:26.102	69	1 LAP	1:25.891	2	1 LAP	1:25.880				44	1 LAP	1:24.853
20	1 LAP	1:25.761	20	1 LAP	1:26.422	69	1 LAP	1:25.874						
						20	1 LAP	1:25.495						

Weather/Track:Sunny/Dry

Thruxton
 Circuit Length = 2.3560 miles.
 Start: 13:27 End: 14:12

EERC BRITSPORT/GOLD ARTS 100 ENDURANCE SERIES

LAP CHART - RACE 3 - PART 1

(contd.)

Lap 21			Lap 22			Lap 23			Lap 24			Lap 25		
No	Behind	Laptime	No	Behind	Laptime	No	Behind	Laptime	No	Behind	Laptime	No	Behind	Laptime
46		1:16.613	46		1:18.755	47		1:19.427	47		1:18.788	47		1:32.290P
22	1 LAP	2:37.952	10	2 LAPS	1:25.846	20	2 LAPS	1:27.768	60	4.973	1:19.961	37	1 LAP	1:18.917
69	2 LAPS	1:24.735	44	2 LAPS	1:24.666	60	3.800	1:19.273	20	2 LAPS	1:25.455	46	25.638	1:15.089
2	2 LAPS	1:25.575	22	1 LAP	1:23.237	37	1 LAP	1:19.564	37	1 LAP	1:19.770	45	58.202	1:20.952
20	2 LAPS	1:25.185	2	2 LAPS	1:25.522	46	41.013	2:31.161P	46	42.839	1:20.614	22	1:00.499	1:20.429
45	1 LAP	1:18.136	69	2 LAPS	1:25.872	44	1 LAP	1:24.786	44	1 LAP	1:24.338	10	1 LAP	1:26.706
47	31.848	1:17.676	45	1 LAP	1:17.339	10	1 LAP	1:24.535	45	1:09.540	1:18.172	69	2 LAPS	1:24.962
60	34.396	1:19.606	20	2 LAPS	1:25.722	69	2 LAPS	2:37.120P	10	1 LAP	1:23.990	20	2 LAPS	2:39.068P
37	1 LAP	1:20.135	47	30.721	1:17.628	45	1:10.156	1:19.117	22	1:12.360	1:20.238	2	2 LAPS	1:27.898
			60	34.675	1:19.034	22	1:10.910	1:20.276	2	2 LAPS	2:39.352P	37	1:31.821	1:18.933
			37	1 LAP	1:20.774				69	2 LAPS	1:29.433	60	1:37.202	3:04.519P
			44	1 LAP	1:23.643									
			10	1 LAP	1:25.304									
			22	1:40.782	1:23.121									
			45	1:41.187	1:18.671									
			2	1 LAP	1:27.876									

Weather/Track:Sunny/Dry

Thruxton
Circuit Length = 2.3560 miles.
Start: 13:27 End: 14:12

EERC BRITSPORT/GOLD ARTS 100 ENDURANCE SERIES

LAP CHART - RACE 3 - PART 1

(contd.)

Lap 26			Lap 27			Lap 28			Lap 29			Lap 30		
No	Behind	Laptime	No	Behind	Laptime	No	Behind	Laptime	No	Behind	Laptime	No	Behind	Laptime
46		1:14.912	46		1:15.263	46		1:15.854	46		1:17.875	46		1:16.846
44	2 LAPS	2:12.767P	60	1 LAP	1:27.298	60	1 LAP	1:20.671	37	1 LAP	1:19.483	37	1 LAP	1:19.897
45	37.152	1:19.500	44	2 LAPS	1:28.267	44	2 LAPS	1:25.606	2	3 LAPS	1:25.310	2	3 LAPS	1:23.998
47	44.264	2:24.814	45	41.136	1:19.247	45	43.924	1:18.642	20	3 LAPS	1:25.547	69	3 LAPS	1:26.336
10	1 LAP	1:25.766	47	46.238	1:17.237	47	47.475	1:17.091	60	1 LAP	1:21.331	20	3 LAPS	1:25.328
69	2 LAPS	1:25.319	10	1 LAP	1:34.055P	69	2 LAPS	1:25.431	44	2 LAPS	1:25.507	60	1 LAP	1:20.713
2	2 LAPS	1:24.898	69	2 LAPS	1:25.942				59	11 LAPS	14:16.292P	45	45.380	1:17.723
20	2 LAPS	1:31.401	2	2 LAPS	1:24.964				45	44.503	1:18.454	44	2 LAPS	1:25.705
37	1:10.881	1:19.610	37	1:14.359	1:18.741				47	47.248	1:17.648	47	48.695	1:18.293
			20	2 LAPS	1:25.979				10	2 LAPS	2:31.258	59	11 LAPS	1:39.387
												10	2 LAPS	1:24.525

Weather/Track:Sunny/Dry

Thruxton
Circuit Length = 2.3560 miles.
Start: 13:27 End: 14:12

EERC BRITSPORT/GOLD ARTS 100 ENDURANCE SERIES

LAP CHART - RACE 3 - PART 1


(contd.)

Lap 31			Lap 32			Lap 33			Lap 34			Lap 35		
No	Behind	Laptime	No	Behind	Laptime	No	Behind	Laptime	No	Behind	Laptime	No	Behind	Laptime
46		1:17.199	46		1:16.718	46		1:18.334	46		1:17.395			
37	1 LAP	1:17.865	10	3 LAPS	1:24.851	59	12 LAPS	1:25.500	59	12 LAPS	1:24.345			
69	3 LAPS	1:24.771	37	1 LAP	1:18.478	37	1 LAP	1:20.991	37	1 LAP	1:18.877			
2	3 LAPS	1:25.760	2	3 LAPS	1:24.782	10	3 LAPS	1:25.842	10	3 LAPS	1:25.336			
20	3 LAPS	1:25.015	69	3 LAPS	1:25.943	60	1 LAP	1:20.902	60	1 LAP	1:20.710			
60	1 LAP	1:21.139	60	1 LAP	1:20.630	2	3 LAPS	1:25.771	69	3 LAPS	1:24.542			
45	45.505	1:17.324	20	3 LAPS	1:25.493	69	3 LAPS	1:25.505	2	3 LAPS	1:24.938			
47	49.625	1:18.129	45	45.804	1:17.017	20	3 LAPS	1:24.977	20	3 LAPS	1:24.592			
44	2 LAPS	1:25.722	47	50.165	1:17.258	47	50.377	1:18.546	47	53.356	1:20.374			
59	11 LAPS	1:26.430	44	2 LAPS	1:25.419	45	56.200	1:28.730	45	54.156	1:15.351			
						44	2 LAPS	1:25.755	44	2 LAPS	1:26.558			

Weather/Track:Sunny/Dry

Thruxton
Circuit Length = 2.3560 miles.
Start: 13:27 End: 14:12

**EERC BRITSPORT/GOLD ARTS 100 ENDURANCE SERIES
GRID FOR RACE 3 - PART 2**

ROW 6	1:15.420 22 QUAIFE	1:22.521 59 LASLETT/WILTSHIRE
ROW 5	1:23.998 2 GORMAN	1:24.592 20 BUTLER
ROW 4	1:23.990 10 MILDENHALL	1:24.542 69 LINNET
ROW 3	1:14.676 60 FEARNs/KAISER	1:23.643 44 WHITE
ROW 2	1:14.839 45 ROBERTS	1:17.056 37 FLYNN/FLETCHER
ROW 1	1:14.486 46 SINCLAIR/ALLPASS	1:16.593 47 SETTERS
POLE		
		

Weather/Track: Sunny/Dry

Thrupton
Circuit Length = 2.3560 miles.
Start: 13:27 End: 14:12

These results are provisional until the conclusion of any judicial and technical matters.

Clerk of Course:	Stewards:	Timekeeper:
------------------	-----------	-------------

EERC BRITSPORT/GOLD ARTS 100 ENDURANCE SERIES

RACE 3 RESULT - PART 2

POS	NO	CL	NAME	NAT	ENTRY	TIME	LAPS	GAP	MPH	BEST
1	46	1	SINCLAIR/ALLPASS		Jade	45:34.089	34		105.47	1:14.442
2	47	1	Doug SETTERS		Jade	45:41.561	34	7.472	105.18	1:15.951
3	45	1	Mike ROBERTS		Jade Sports Prototype	46:41.786	34	1:07.697	102.92	1:14.515
4	22	2	QUAIFE		Radical	45:38.379	33	1 LAP	102.21	1:14.512
5	59	2	LASLETT/WILTSHIRE		Radical Prosport	46:32.262	32	2 LAPS	97.20	1:21.482
6	44	3	WHITE		Caterham R400	46:45.415	32	2 LAPS	96.74	1:23.243
7	10	3	Owen MILDENHALL		Ariel Atom	45:37.232	31	3 LAPS	96.05	1:23.306
8	69	3	Merrick LINNET		Caterham R400	45:41.008	31	3 LAPS	95.92	1:23.892
9	2	3	Marcus GORMAN		Caterham Superlight	46:47.042	31	3 LAPS	93.66	1:23.810
10	20	3	Ben BUTLER		Caterham R400	46:50.841	31	3 LAPS	93.54	1:24.025
11	37	2	FLYNN/FLETCHER		Radical SR3	24:34.104	18	16 LAPS	103.56	1:16.474
12	60	2	FEARNS/KAISER		Radical SR3	9:14.692	7	27 LAPS	107.03	1:16.668

FASTEST LAP

46	1	SINCLAIR/ALLPASS	Jade	1:14.442	3	113.93mph	183.36kph
22	2	QUAIFE	Radical	1:14.512	28	113.82mph	183.18kph
44	3	WHITE	Caterham R400	1:23.243	2	101.89mph	163.97kph

Weather/Track:Sunny/Dry

Thruxton
Circuit Length = 2.3560 miles.
Start: 14:36 End: 15:21

These results are provisional until the conclusion of any judicial and technical matters.

Clerk of Course:	Stewards:	Timekeeper:
------------------	-----------	-------------

EERC BRITSPORT/GOLD ARTS 100 ENDURANCE SERIES

LAP CHART - RACE 3 - PART 2

Lap 1			Lap 2			Lap 3			Lap 4			Lap 5		
No	Behind	Laptime	No	Behind	Laptime	No	Behind	Laptime	No	Behind	Laptime	No	Behind	Laptime
46		1:19.415	46		1:15.100	46		1:14.442	46		1:14.821	46		1:16.308
45	0.426	1:19.841	45	0.903	1:15.577	45	0.976	1:14.515	47	10.482	1:17.724	47	12.411	1:18.237
47	1.902	1:21.317	47	3.497	1:16.695	47	7.579	1:18.524	60	11.546	1:18.199	37	13.301	1:17.895
60	2.202	1:21.617	60	3.770	1:16.668	60	8.168	1:18.840	37	11.714	1:17.851	60	14.720	1:19.482
37	2.525	1:21.940	37	4.213	1:16.788	37	8.684	1:18.913	45	13.062	1:26.907	22	26.996	1:21.235
22	6.792	1:26.207	22	12.428	1:20.736	22	18.005	1:20.019	22	22.069	1:18.885	44	1 LAP	2:33.317P
10	7.967	1:27.382	44	16.495	1:23.243	59	26.702	1:23.308	59	35.579	1:23.698	59	41.607	1:22.336
44	8.352	1:27.767	10	16.953	1:24.086	44	26.900	1:24.847	10	36.412	1:23.907	10	43.410	1:23.306
2	8.988	1:28.403	59	17.836	1:22.945	10	27.326	1:24.815	69	37.813	1:24.316	69	46.280	1:24.775
69	9.337	1:28.752	69	18.129	1:23.892	69	28.318	1:24.631	20	38.983	1:24.636	2	46.977	1:23.810
59	9.991	1:29.406	2	18.336	1:24.448	2	28.700	1:24.806	2	39.475	1:25.596	20	47.247	1:24.572
20	10.183	1:29.598	20	19.585	1:24.502	20	29.168	1:24.025						

Weather/Track:Sunny/Dry

Thrupton
Circuit Length = 2.3560 miles.
Start: 14:36 End: 15:21

**EERC BRITSPORT/GOLD ARTS 100 ENDURANCE SERIES
LAP CHART - RACE 3 - PART 2**

(contd.)

Lap 6			Lap 7			Lap 8			Lap 9			Lap 10		
No	Behind	Laptime	No	Behind	Laptime	No	Behind	Laptime	No	Behind	Laptime	No	Behind	Laptime
46		1:16.586	46		1:16.644	46		1:15.895	46		1:17.656	46		1:18.069
47	12.746	1:16.921	47	13.328	1:17.226	47	14.513	1:17.080	47	14.109	1:17.252	69	1 LAP	1:25.187
37	13.610	1:16.895	37	13.920	1:16.954	37	14.979	1:16.954	37	14.831	1:17.508	2	1 LAP	1:25.910
60	17.724	1:19.590	60	21.376	1:20.296	22	42.856	1:22.361	22	47.345	1:22.145	20	1 LAP	1:25.494
22	31.583	1:21.173	22	36.390	1:21.451	44	1 LAP	1:24.058	44	1 LAP	1:24.313	47	13.286	1:17.246
44	1 LAP	1:28.071	44	1 LAP	1:24.235	59	1:00.365	1:23.237	45	1 LAP	1:17.648	37	13.760	1:16.998
59	47.099	1:22.078	59	53.023	1:22.568	45	1 LAP	1:18.257	59	1:07.016	1:24.307	22	50.176	1:20.900
10	50.832	1:24.008	10	58.687	1:24.499	10	1:07.032	1:24.240	10	1:13.607	1:24.231	45	1 LAP	1:18.670
45	1 LAP	3:12.130P	69	1:03.189	1:25.341	2	1:13.536	1:25.799				44	1 LAP	1:24.463
2	54.215	1:23.824	45	1 LAP	1:27.834	69	1:14.033	1:26.739				59	1:11.729	1:22.782
69	54.492	1:24.798	2	1:03.632	1:26.061	20	1:14.268	1:25.988						
20	54.899	1:24.238	20	1:04.175	1:25.920									

Weather/Track:Sunny/Dry

Thruxton
Circuit Length = 2.3560 miles.
Start: 14:36 End: 15:21

EERC BRITSPORT/GOLD ARTS 100 ENDURANCE SERIES

LAP CHART - RACE 3 - PART 2

(contd.)

Lap 11			Lap 12			Lap 13			Lap 14			Lap 15		
No	Behind	Laptime	No	Behind	Laptime	No	Behind	Laptime	No	Behind	Laptime	No	Behind	Laptime
46		1:15.882	46		1:16.647	46		1:17.359	46		1:20.683	46		1:19.533
10	1 LAP	1:24.731	44	2 LAPS	1:24.408	59	1 LAP	1:23.649	59	1 LAP	1:22.319	37	12.318	1:19.010
69	1 LAP	1:24.928	59	1 LAP	1:22.669	44	2 LAPS	1:25.122	44	2 LAPS	1:24.096	59	1 LAP	1:22.782
2	1 LAP	1:26.122	20	2 LAPS	2:35.519P	37	17.050	1:19.543	37	12.841	1:16.474	44	2 LAPS	1:24.189
37	14.521	1:16.643	10	1 LAP	1:24.446	20	2 LAPS	1:30.717	47	20.995	1:17.303	47	18.329	1:16.867
47	15.509	1:18.105	37	14.866	1:16.992	47	24.375	1:17.938	20	2 LAPS	1:26.410	10	2 LAPS	2:31.888
22	55.346	1:21.052	69	1 LAP	1:25.192	10	1 LAP	1:34.192P	2	1 LAP	1:25.468	20	2 LAPS	1:26.019
45	1 LAP	1:17.389	2	1 LAP	1:25.460	2	1 LAP	1:23.968	69	1 LAP	1:25.308	69	1 LAP	1:26.038
			47	23.796	1:24.934	69	1 LAP	1:26.095	45	1 LAP	1:15.909	2	1 LAP	1:26.949
			22	59.133	1:20.434	22	1:01.673	1:19.899	22	1:08.826	1:27.836P	45	1 LAP	1:17.747
			45	1 LAP	1:16.785	45	1 LAP	1:16.081						

Weather/Track:Sunny/Dry

Thruxton
 Circuit Length = 2.3560 miles.
 Start: 14:36 End: 15:21

EERC BRITSPORT/GOLD ARTS 100 ENDURANCE SERIES

LAP CHART - RACE 3 - PART 2

(contd.)

Lap 16			Lap 17			Lap 18			Lap 19			Lap 20		
No	Behind	Laptime	No	Behind	Laptime	No	Behind	Laptime	No	Behind	Laptime	No	Behind	Laptime
46		1:17.180	46		1:16.771	46		1:17.371	46		1:17.132	46		1:17.342
37	12.031	1:16.893	22	2 LAPS	3:02.967	37	1 LAP	2:26.805P	37	1 LAP	1:23.048	22	2 LAPS	1:15.367
59	1 LAP	1:21.482	47	18.715	1:17.817	22	2 LAPS	1:15.460	22	2 LAPS	1:15.580	47	15.818	1:16.777
47	17.669	1:16.520	59	1 LAP	1:22.449	47	17.295	1:15.951	47	16.383	1:16.220	59	2 LAPS	1:38.167
44	2 LAPS	1:24.351	44	2 LAPS	1:24.292	44	2 LAPS	1:24.011	59	2 LAPS	2:37.932P	44	2 LAPS	1:24.425
10	2 LAPS	1:24.099	10	2 LAPS	1:24.547	10	2 LAPS	1:24.924	44	2 LAPS	1:23.717	45	1 LAP	1:15.695
20	2 LAPS	1:26.342	69	2 LAPS	2:37.180P	69	2 LAPS	1:28.481	10	2 LAPS	1:24.743	10	2 LAPS	1:25.585
45	1 LAP	1:16.407	2	2 LAPS	2:38.814P	45	1 LAP	1:15.167	45	1 LAP	1:17.294	69	2 LAPS	1:25.216
			20	2 LAPS	1:25.100	2	2 LAPS	1:29.571	69	2 LAPS	1:25.126	20	2 LAPS	1:24.957
			45	1 LAP	1:15.951	20	2 LAPS	1:26.261	2	2 LAPS	1:26.011	2	2 LAPS	1:26.319
									20	2 LAPS	1:25.922	22	1 LAP	1:15.913

Weather/Track:Sunny/Dry

Thruxton
 Circuit Length = 2.3560 miles.
 Start: 14:36 End: 15:21

EERC BRITSPORT/GOLD ARTS 100 ENDURANCE SERIES

LAP CHART - RACE 3 - PART 2

(contd.)

Lap 21			Lap 22			Lap 23			Lap 24			Lap 25		
No	Behind	Laptime	No	Behind	Laptime	No	Behind	Laptime	No	Behind	Laptime	No	Behind	Laptime
47		1:16.382	47		1:16.129	47		1:17.019	47		2:40.146P	46		1:35.790
45	1 LAP	1:16.761	45	1 LAP	1:16.907	2	3 LAPS	1:26.073	46	1.108	1:36.216	10	2 LAPS	1:35.868
59	2 LAPS	1:26.632	59	2 LAPS	1:24.605	20	3 LAPS	1:26.009	10	2 LAPS	1:30.574	47	1.069	1:37.967
44	2 LAPS	1:24.636	44	2 LAPS	1:24.459	45	1 LAP	1:17.760	69	2 LAPS	1:33.378	22	1 LAP	1:31.423
10	2 LAPS	1:25.795	10	2 LAPS	1:26.021	59	2 LAPS	1:24.448	22	1 LAP	1:29.923	69	2 LAPS	1:31.685
46	58.118	2:30.318P	46	1:06.118	1:24.129	44	2 LAPS	1:24.890	45	1:34.975	2:03.302	45	1:16.340	1:18.263
69	2 LAPS	1:24.881	69	2 LAPS	1:25.929	46	1:05.038	1:15.939	2	2 LAPS	2:04.952			
2	2 LAPS	1:25.151	22	1 LAP	1:18.165	10	2 LAPS	1:25.878	20	2 LAPS	2:04.492			
20	2 LAPS	1:26.520				69	2 LAPS	1:26.255	44	1 LAP	1:43.762			
22	1 LAP	1:15.995				22	1 LAP	1:28.887	59	1 LAP	1:44.400			
						2	2 LAPS	2:07.847						
						20	2 LAPS	2:08.448						
						45	2:11.819	1:30.771						
						59	1 LAP	1:34.160						
						44	1 LAP	1:31.413						

Weather/Track:Sunny/Dry

Thruxton
Circuit Length = 2.3560 miles.
Start: 14:36 End: 15:21

EERC BRITSPORT/GOLD ARTS 100 ENDURANCE SERIES

LAP CHART - RACE 3 - PART 2

(contd.)

Lap 26			Lap 27			Lap 28			Lap 29			Lap 30		
No	Behind	Laptime	No	Behind	Laptime	No	Behind	Laptime	No	Behind	Laptime	No	Behind	Laptime
46		1:20.103	46		1:15.791	46		1:15.541	46		1:15.495	46		1:15.529
47	2.189	1:21.223	47	2.633	1:16.235	47	3.246	1:16.154	47	4.077	1:16.326	47	4.974	1:16.426
2	3 LAPS	1:25.799	22	1 LAP	1:19.027	22	1 LAP	1:15.104	22	1 LAP	1:14.512	22	1 LAP	1:14.850
44	2 LAPS	1:25.958	44	2 LAPS	1:24.134	59	2 LAPS	1:23.555	59	2 LAPS	1:23.786	59	2 LAPS	1:22.760
20	3 LAPS	1:26.994	2	3 LAPS	1:25.346	44	2 LAPS	1:25.234	44	2 LAPS	1:24.147	44	2 LAPS	1:24.648
59	2 LAPS	1:27.445	59	2 LAPS	1:23.210	2	3 LAPS	1:25.404	2	3 LAPS	1:25.264	2	3 LAPS	1:24.672
22	1 LAP	1:16.188	20	3 LAPS	1:24.701	20	3 LAPS	1:25.043	20	3 LAPS	1:25.496	20	3 LAPS	1:24.764
10	2 LAPS	1:27.790	10	2 LAPS	1:25.737	10	2 LAPS	1:26.182	10	2 LAPS	1:26.332	10	2 LAPS	1:26.621
69	2 LAPS	1:26.126	69	2 LAPS	1:25.339	69	2 LAPS	1:26.078	69	2 LAPS	1:25.789	69	2 LAPS	1:26.164
45	1:12.058	1:15.821	45	1:12.870	1:16.603	45	1:12.687	1:15.358	45	1:13.201	1:16.009	45	1:12.740	1:15.068

Weather/Track:Sunny/Dry

Thruxton
 Circuit Length = 2.3560 miles.
 Start: 14:36 End: 15:21

EERC BRITSPORT/GOLD ARTS 100 ENDURANCE SERIES

LAP CHART - RACE 3 - PART 2

(contd.)

Lap 31			Lap 32			Lap 33			Lap 34			Lap 35		
No	Behind	Laptime	No	Behind	Laptime	No	Behind	Laptime	No	Behind	Laptime	No	Behind	Laptime
46		1:15.597	46		1:16.307	46		1:18.348	46		1:18.150			
47	6.245	1:16.868	22	1 LAP	1:16.710	22	1 LAP	1:15.370	10	3 LAPS	1:27.240			
22	1 LAP	1:15.074	47	9.480	1:19.542	47	9.123	1:17.991	22	1 LAP	1:17.531			
59	2 LAPS	1:22.282	59	2 LAPS	1:22.605	59	2 LAPS	1:22.120	69	3 LAPS	1:25.801			
44	2 LAPS	1:24.096	44	2 LAPS	1:24.525	44	2 LAPS	1:24.648	47	7.472	1:16.499			
2	3 LAPS	1:24.905	2	3 LAPS	1:25.139	2	3 LAPS	1:24.237	59	2 LAPS	1:22.140			
20	3 LAPS	1:26.031	20	3 LAPS	1:25.589	20	3 LAPS	1:24.893	45	1:07.697	1:15.918			
10	2 LAPS	1:26.961	45	1:12.223	1:16.069	45	1:09.929	1:16.054	44	2 LAPS	1:25.940			
69	2 LAPS	1:25.589	10	2 LAPS	1:26.604				2	3 LAPS	1:24.914			
45	1:12.461	1:15.318	69	2 LAPS	1:25.999				20	3 LAPS	1:25.641			

Weather/Track:Sunny/Dry

Thruxton
Circuit Length = 2.3560 miles.
Start: 14:36 End: 15:21

EERC BRITSPORT/GOLD ARTS 100 ENDURANCE SERIES

COMBINED RACE 3 RESULT - AMENDED

POS	NO	CL	NAME	NAT	ENTRY	TIME	LAPS	GAP	MPH	BEST
1	46	1	SINCLAIR/ALLPASS		Jade	1:30:34.882	68		106.12	1:14.442
2	47	1	Doug NEWMAN		Jade	1:31:35.710	68	1:00.828	104.94	1:15.951
3	45	1	Mike ROBERTS		Jade Sports Prototype	1:32:36.735	68	2:01.853	103.79	1:14.515
4	44	3	Bruce WHITE		Caterham R400	1:33:08.456	64	4 LAPS	97.13	1:23.243
5	10	3	Owen MILDENHALL		Ariel Atom	1:30:57.577	62	6 LAPS	96.35	1:23.306
6	69	3	Merrick LINNET		Caterham R400	1:31:21.951	62	6 LAPS	95.92	1:23.892
7	2	3	Marcus GORMAN		Caterham Superlight	1:32:28.140	62	6 LAPS	94.78	1:23.810
8	20	3	Ben BUTLER		Caterham R400	1:32:37.596	62	6 LAPS	94.62	1:24.025
9	22	2	QUAIFE/MORTIMER		Radical	1:19:43.637	58	10 LAPS	102.83	1:14.512
10	59	2	LASLETT/WILTSHIRE		Radical Prosport	1:31:41.067	54	14 LAPS	83.25	1:21.482
11	37	2	FLYNN/FLETCHER		Radical SR3	1:09:44.626	51	17 LAPS	103.36	1:16.474
12	60	2	FEARNS/KAISER		Radical SR3	54:50.047	40	28 LAPS	103.11	1:14.676

FASTEST LAP

46	1	SINCLAIR/ALLPASS	Jade	1:14.442	37	113.93mph	183.36kph
22	2	QUAIFE/MORTIMER	Radical	1:14.512	53	113.82mph	183.18kph
44	3	Bruce WHITE	Caterham R400	1:23.243	34	101.89mph	163.97kph

Weather/Track:Sunny/Dry

Thruxton
Circuit Length = 2.3560 miles.

These results are provisional until the conclusion of any judicial and technical matters.

Clerk of Course:	Stewards:	Timekeeper:
------------------	-----------	-------------

Universal Racing Services Classic Formula Ford 1600

QUALIFYING FOR RACE 4

POS	NO	CL	NAME	NAT	ENTRY	TIME	LAPS	GAP	MPH
1	9	B	David PENLINGTON		Royale RP 26	1:26.264	4		98.32
2	69	A	Dave LOWE		Lotus 69	1:26.536	10	0.272	98.01
3	37	B	Anthony WILLS		Royale RP21	1:26.891	10	0.627	97.61
4	5	B	Simon DAVEY		Van Diemen RF 81	1:27.268	10	1.004	97.19
5	65	A	Peter DENHAM		Merlyn IIA	1:27.791	10	1.527	96.61
6	95	A	Alan CROCKER		Ray FF	1:27.833	10	1.569	96.56
7	34	B	Colin WILLIAMS		P.R.S RH01	1:28.053	9	1.789	96.32
8	30	A	Stephen COLLYER		Dulon MP 15	1:28.753	10	2.489	95.56
9	44	B	Paul MCMORRAN		Crossle 25F	1:28.798	10	2.534	95.51
10	7	B	Jon NASH		Van Diemen RF 80	1:28.915	10	2.651	95.39
11	63	A	Paul HUBBARD		Merlyn Mk 20	1:29.735	10	3.471	94.51
12	81	B	John HESP		Royale RP 26	1:29.742	10	3.478	94.51
13	17	B	Jeff PALMER		Royale RP 26	1:30.304	10	4.040	93.92
14	31	B	Oliver ROBINSON		Royale RP 26	1:30.312	8	4.048	93.91
15	41	B	Neil MARSHALL		Van Diemen RF 78	1:30.868	10	4.604	93.34
16	32	B	David MALPAS		Van Diemen RF 78	1:31.458	6	5.194	92.73
17	90	B	David OWEN		Van Diemen RF 78	1:33.897	9	7.633	90.32
18	12	A	Ian MILLWARD		Dulon MP 15	1:33.908	9	7.644	90.31
19	11	A	Keith WARD		Jomic Mk 2A	1:34.860	9	8.596	89.41
20	23	B	Simon MERRIMAN		PRS RH02	1:38.578	9	12.314	86.03
21	92	B	Michael VALENTINE		Elden Mk 24	1:39.459	5	13.195	85.27

Weather/Track:Sunny/Dry

Thruxton
Circuit Length = 2.3560 miles.
Start: 10:35 End: 10:50

These results are provisional until the conclusion of any judicial and technical matters.

Clerk of Course:	Stewards:	Timekeeper:
------------------	-----------	-------------

**Universal Racing Services Classic Formula Ford 1600
LAP ANALYSIS - QUALIFYING FOR RACE 4**

5	Simon DAVEY	Van Diemen RF 81
1 -	3:58.479	6 - 1:27.322
2 -	1:28.723	7 - 1:27.309
3 -	1:27.719	8 - 1:27.268
4 -	1:27.486	9 - 1:34.830
5 -	1:27.313	10 - 1:32.300
7	Jon NASH	Van Diemen RF 80
1 -	4:23.900	6 - 1:30.426
2 -	1:33.398	7 - 1:28.915
3 -	1:30.098	8 - 1:30.386
4 -	1:49.042	9 - 1:29.447
5 -	1:30.457	10 - 1:29.496
9	David PENLINGTON	Royale RP 26
1 -	3:46.842	
2 -	1:28.845	
3 -	1:26.264	
4 -	1:26.588	
11	Keith WARD	Jomic Mk 2A
1 -	4:20.933	6 - 1:38.153
2 -	1:40.043	7 - 1:37.254
3 -	1:38.995	8 - 1:37.150
4 -	1:38.087	9 - 1:36.644
5 -	1:34.860	
12	Ian MILLWARD	Dulon MP 15
1 -	4:18.936	6 - 1:35.058
2 -	1:40.860	7 - 1:33.908
3 -	1:38.246	8 - 1:36.118
4 -	1:39.168	9 - 1:35.710
5 -	1:34.822	
17	Jeff PALMER	Royale RP 26
1 -	4:09.964	6 - 1:38.272
2 -	1:43.207	7 - 1:31.234
3 -	1:35.960	8 - 1:31.720
4 -	1:34.897	9 - 1:30.304
5 -	1:33.564	10 - 1:31.045
23	Simon MERRIMAN	PRS RH02
1 -	4:43.406	6 - 1:39.401
2 -	1:45.775	7 - 1:39.077
3 -	1:42.327	8 - 1:38.578
4 -	1:43.195	9 - 1:42.478
5 -	1:39.606	

Weather/Track:Sunny/Dry

Thruxton
Circuit Length = 2.3560 miles.
Start: 10:35 End: 10:50

Universal Racing Services Classic Formula Ford 1600

LAP ANALYSIS - QUALIFYING FOR RACE 4

(contd.)

30	Stephen COLLYER	Dulon MP 15
1 -	4:19.198	6 - 1:36.542
2 -	1:40.836	7 - 1:29.429
3 -	1:32.790	8 - 1:44.529
4 -	1:32.664	9 - 1:29.663
5 -	1:32.763	10 - 1:28.753
31	Oliver ROBINSON	Royale RP 26
1 -	4:27.200	6 - 1:32.916
2 -	1:37.164	7 - 1:30.555
3 -	1:33.102	8 - 1:30.502
4 -	1:31.478	
5 -	1:30.312	
32	David MALPAS	Van Diemen RF 78
1 -	4:22.546	6 - 2:28.456P
2 -	1:37.703	
3 -	1:33.160	
4 -	1:33.074	
5 -	1:31.458	
34	Colin WILLIAMS	P.R.S RH01
1 -	4:16.400	6 - 3:14.820P
2 -	1:31.003	7 - 1:36.198
3 -	1:30.036	8 - 1:29.224
4 -	1:28.053	9 - 1:28.250
5 -	1:29.579	
37	Anthony WILLS	Royale RP21
1 -	3:56.669	6 - 1:27.590
2 -	1:30.138	7 - 1:28.230
3 -	1:28.730	8 - 1:26.891
4 -	1:27.505	9 - 1:32.721
5 -	1:27.439	10 - 1:28.597
41	Neil MARSHALL	Van Diemen RF 78
1 -	4:08.970	6 - 1:33.024
2 -	1:39.964	7 - 1:31.818
3 -	1:31.385	8 - 1:31.392
4 -	1:32.347	9 - 1:30.868
5 -	1:33.800	10 - 1:31.056
44	Paul MCMORRAN	Crossle 25F
1 -	4:25.543	6 - 1:32.005
2 -	1:43.163	7 - 1:29.632
3 -	1:31.501	8 - 1:30.217
4 -	1:35.906	9 - 1:28.798
5 -	1:30.405	10 - 1:29.404

Weather/Track:Sunny/Dry

Thruxton
Circuit Length = 2.3560 miles.
Start: 10:35 End: 10:50

Universal Racing Services Classic Formula Ford 1600

LAP ANALYSIS - QUALIFYING FOR RACE 4


(contd.)

63	Paul HUBBARD	Merlyn Mk 20
1 -	4:24.800	6 - 1:32.073
2 -	1:37.578	7 - 1:30.164
3 -	1:36.765	8 - 1:30.792
4 -	1:34.214	9 - 1:29.735
5 -	1:33.879	10 - 1:31.050
65	Peter DENHAM	Merlyn IIA
1 -	4:35.214	6 - 1:30.716
2 -	1:30.981	7 - 1:28.504
3 -	1:31.957	8 - 1:28.412
4 -	1:30.130	9 - 1:27.791
5 -	1:29.309	10 - 1:28.672
69	Dave LOWE	Lotus 69
1 -	3:55.748	6 - 1:26.995
2 -	1:32.445	7 - 1:27.980
3 -	1:28.216	8 - 1:26.536
4 -	1:27.149	9 - 1:30.820
5 -	1:27.426	10 - 1:28.152
81	John HESP	Royale RP 26
1 -	4:10.461	6 - 1:31.224
2 -	1:35.414	7 - 1:31.196
3 -	1:33.973	8 - 1:30.608
4 -	1:32.821	9 - 1:29.742
5 -	1:36.685	10 - 1:48.821
90	David OWEN	Van Diemen RF 78
1 -	4:22.672	6 - 1:36.389
2 -	1:40.360	7 - 1:33.897
3 -	1:38.810	8 - 1:55.793
4 -	1:38.137	9 - 1:38.629
5 -	1:36.783	
92	Michael VALENTINE	Elden Mk 24
1 -	4:10.574	
2 -	1:39.459	
3 -	1:40.497	
4 -	2:37.852	
5 -	3:03.031P	
95	Alan CROCKER	Ray FF
1 -	4:26.012	6 - 1:28.724
2 -	1:37.683	7 - 1:27.833
3 -	1:31.559	8 - 1:28.192
4 -	1:29.263	9 - 1:29.234
5 -	1:29.252	10 - 1:28.247

Weather/Track:Sunny/Dry

Thruxton
 Circuit Length = 2.3560 miles.
 Start: 10:35 End: 10:50

Universal Racing Services Classic Formula Ford 1600 GRID FOR RACE 4

ROW 11	1:39.459 92 VALENTINE		
ROW 10		1:34.860 11 WARD	1:38.578 23 MERRIMAN
ROW 9	1:33.897 90 OWEN		1:33.908 12 MILLWARD
ROW 8		1:30.868 41 MARSHALL	1:31.458 32 MALPAS
ROW 7	1:30.304 17 PALMER		1:30.312 31 ROBINSON
ROW 6		1:29.735 63 HUBBARD	1:29.742 81 HESP
ROW 5	1:28.798 44 MCMORRAN		1:28.915 7 NASH
ROW 4		1:28.053 34 WILLIAMS	1:28.753 30 COLLYER
ROW 3	1:27.791 65 DENHAM		1:27.833 95 CROCKER
ROW 2		1:26.891 37 WILLS	1:27.268 5 DAVEY
ROW 1	1:26.264 9 PENLINGTON		1:26.536 69 LOWE
POLE			
			

Weather/Track: Sunny/Dry

Thruxton
Circuit Length = 2.3560 miles.
Start: 10:35 End: 10:50

These results are provisional until the conclusion of any judicial and technical matters.

Clerk of Course:	Stewards:	Timekeeper:
------------------	-----------	-------------

Universal Racing Services Classic Formula Ford 1600

RACE 4 RESULT

POS	NO	CL	NAME	NAT	ENTRY	TIME	LAPS	GAP	MPH	BEST
1	9	B	David PENLINGTON		Royale RP 26	14:39.412	10		96.44	1:26.051
2	5	B	Simon DAVEY		Van Diemen RF 81	14:43.444	10	4.032	96.00	1:26.585
3	69	A	Dave LOWE		Lotus 69	14:43.566	10	4.154	95.99	1:26.843
4	37	B	Anthony WILLS		Royale RP21	14:46.842	10	7.430	95.63	1:26.330
5	7	B	Jon NASH		Van Diemen RF 80	14:47.107	10	7.695	95.61	1:26.481
6	65	A	Peter DENHAM		Merlyn IIA	14:47.183	10	7.771	95.60	1:27.515
7	95	A	Alan CROCKER		Ray FF	14:58.290	10	18.878	94.41	1:27.270
8	34	B	Colin WILLIAMS		P.R.S RH01	14:59.387	10	19.975	94.30	1:27.342
9	44	B	Paul MCMORRAN		Crossle 25F	15:08.675	10	29.263	93.34	1:27.715
10	31	B	Oliver ROBINSON		Royale RP 26	15:12.091	10	32.679	92.99	1:28.764
11	17	B	Jeff PALMER		Royale RP 26	15:18.097	10	38.685	92.38	1:29.372
12	41	B	Neil MARSHALL		Van Diemen RF 78	15:19.865	10	40.453	92.20	1:29.379
13	30	A	Stephen COLLYER		Dulon MP 15	15:28.216	10	48.804	91.37	1:29.741
14	63	A	Paul HUBBARD		Merlyn Mk 20	15:28.662	10	49.250	91.33	1:30.601
15	81	B	John HESP		Royale RP 26	15:44.736	10	1:05.324	89.77	1:29.246
16	12	A	Ian MILLWARD		Dulon MP 15	15:46.756	10	1:07.344	89.58	1:31.324
17	11	A	Keith WARD		Jomic Mk 2A	16:09.389	10	1:29.977	87.49	1:34.431
18	23	B	Simon MERRIMAN		PRS RH02	14:47.264	9	1 LAP	86.03	1:35.172
19	90	B	David OWEN		Van Diemen RF 78	14:55.460	9	1 LAP	85.24	1:34.734
20	92	B	Michael VALENTINE		Elden Mk 24	15:31.563	9	1 LAP	81.94	1:40.334

NOT CLASSIFIED

32	B	David MALPAS		Van Diemen RF 78	7:47.174	5	D.N.F.	90.77	1:30.603
----	---	--------------	--	------------------	----------	---	--------	-------	----------

FASTEST LAP

9	B	David PENLINGTON		Royale RP 26	1:26.051	6	98.56mph	158.62kph
69	A	Dave LOWE		Lotus 69	1:26.843	5	97.66mph	157.17kph

Weather/Track:Sunny/Dry

Thruxton
Circuit Length = 2.3560 miles.
Start: 15:34 End: 15:49

These results are provisional until the conclusion of any judicial and technical matters.

Clerk of Course:	Stewards:	Timekeeper:
------------------	-----------	-------------

Universal Racing Services Classic Formula Ford 1600

LAP CHART - RACE 4

Lap 1			Lap 2			Lap 3			Lap 4			Lap 5		
No	Behind	Laptime	No	Behind	Laptime	No	Behind	Laptime	No	Behind	Laptime	No	Behind	Laptime
9		1:33.637	5		1:26.910	9		1:27.271	9		1:27.095	9		1:26.559
5	0.311	1:33.948	9	0.154	1:27.375	5	1.049	1:28.474	5	1.509	1:27.555	5	1.535	1:26.585
69	0.549	1:34.186	69	0.776	1:27.448	69	1.279	1:27.928	69	1.915	1:27.731	69	2.199	1:26.843
37	0.765	1:34.402	37	1.075	1:27.531	37	2.098	1:28.448	37	2.056	1:27.053	7	2.893	1:27.034
65	1.504	1:35.141	65	2.170	1:27.887	65	2.387	1:27.642	7	2.418	1:26.999	37	3.182	1:27.685
34	2.114	1:35.751	7	3.120	1:28.121	7	2.514	1:26.819	65	3.494	1:28.202	65	4.450	1:27.515
7	2.220	1:35.857	34	3.965	1:29.072	34	3.882	1:27.342	34	5.231	1:28.444	34	7.193	1:28.521
30	2.750	1:36.387	44	5.189	1:28.832	31	14.141	1:30.955	31	16.286	1:29.240	95	17.682	1:27.944
44	3.578	1:37.215	30	5.270	1:29.741	63	14.684	1:31.211	95	16.297	1:28.100	31	18.815	1:29.088
81	3.879	1:37.516	81	5.904	1:29.246	95	15.292	1:29.219	44	18.657	1:29.603	44	19.813	1:27.715
63	7.518	1:41.155	31	10.611	1:30.147	44	16.149	1:38.385	63	18.912	1:31.323	63	23.415	1:31.062
31	7.685	1:41.322	63	10.898	1:30.601	41	16.888	1:32.529	30	19.972	1:30.097	41	24.282	1:30.550
41	7.904	1:41.541	41	11.784	1:31.101	30	16.970	1:39.125	41	20.291	1:30.498	30	25.056	1:31.643
32	7.932	1:41.569	32	12.258	1:31.547	32	17.283	1:32.450	32	20.791	1:30.603	32	25.237	1:31.005
17	8.794	1:42.431	17	13.367	1:31.794	17	18.368	1:32.426	17	21.047	1:29.774	17	25.252	1:30.764
95	10.237	1:43.874	95	13.498	1:30.482	12	29.573	1:38.961	81	36.433	1:33.369	81	43.691	1:33.817
11	10.596	1:44.233	12	18.037	1:34.039	81	30.159	1:51.680	12	37.241	1:34.763	12	43.781	1:33.099
12	11.219	1:44.856	90	19.449	1:35.031	90	32.373	1:40.349	90	40.012	1:34.734	11	50.851	1:36.294
90	11.639	1:45.276	11	20.489	1:37.114	11	33.169	1:40.105	11	41.116	1:35.042	23	53.633	1:35.172
23	13.849	1:47.486	23	25.075	1:38.447	23	35.422	1:37.772	23	45.020	1:36.693	90	1:04.414	1:50.961
92	16.313	1:49.950	92	33.298	1:44.206	92	49.387	1:43.514	92	1:04.411	1:42.119	92	1:20.139	1:42.287

Weather/Track:Sunny/Dry

Thruxton
 Circuit Length = 2.3560 miles.
 Start: 15:34 End: 15:49

Universal Racing Services Classic Formula Ford 1600

LAP CHART - RACE 4

(contd.)

Lap 6			Lap 7			Lap 8			Lap 9			Lap 10		
No	Behind	Laptime	No	Behind	Laptime	No	Behind	Laptime	No	Behind	Laptime	No	Behind	Laptime
9		1:26.051	9		1:27.112	9		1:26.754	9		1:28.258	9		1:29.300
5	2.472	1:26.988	7	3.699	1:27.488	7	4.464	1:27.519	5	4.780	1:27.862	5	4.032	1:28.552
7	3.323	1:26.481	5	3.841	1:28.481	69	4.932	1:27.509	69	5.288	1:28.614	69	4.154	1:28.166
37	3.461	1:26.330	69	4.177	1:27.664	5	5.176	1:28.089	37	5.314	1:28.107	37	7.430	1:31.416
69	3.625	1:27.477	37	5.776	1:29.427	37	5.465	1:26.443	90	1 LAP	1:39.382	7	7.695	1:27.502
65	6.222	1:27.823	65	7.294	1:28.184	65	8.833	1:28.293	65	8.767	1:28.192	65	7.771	1:28.304
34	11.033	1:29.891	92	1 LAP	1:42.587	34	17.516	1:30.725	7	9.493	1:33.287	23	1 LAP	1:42.312
95	19.294	1:27.663	34	13.545	1:29.624	95	21.135	1:27.818	34	19.158	1:29.900	90	1 LAP	1:36.628
44	21.889	1:28.127	95	20.071	1:27.889	92	1 LAP	1:42.677	95	20.147	1:27.270	95	18.878	1:28.031
31	23.787	1:31.023	44	23.297	1:28.520	44	27.563	1:31.020	44	28.986	1:29.681	34	19.975	1:30.117
41	30.117	1:31.886	31	27.445	1:30.770	31	30.381	1:29.690	31	33.215	1:31.092	44	29.263	1:29.577
17	30.990	1:31.789	17	33.578	1:29.700	17	36.927	1:30.103	17	38.613	1:29.944	31	32.679	1:28.764
63	31.088	1:33.724	41	34.086	1:31.081	41	37.424	1:30.092	41	40.374	1:31.208	17	38.685	1:29.372
30	31.470	1:32.465	63	35.947	1:31.971	63	41.848	1:32.655	92	1 LAP	1:43.889	41	40.453	1:29.379
81	51.067	1:33.427	30	36.215	1:31.857	30	42.172	1:32.711	30	46.913	1:32.999	30	48.804	1:31.191
12	51.730	1:34.000	81	56.547	1:32.592	81	1:01.138	1:31.345	63	47.150	1:33.560	63	49.250	1:31.400
11	1:00.233	1:35.433	12	57.145	1:32.527	12	1:02.118	1:31.727	81	1:03.710	1:30.830	92	1 LAP	1:40.334
23	1:04.084	1:36.502	11	1:08.469	1:35.348	11	1:16.146	1:34.431	12	1:05.184	1:31.324	81	1:05.324	1:30.914
90	1:14.490	1:36.127	23	1:14.083	1:37.111	23	1:23.098	1:35.769	11	1:24.139	1:36.251	12	1:07.344	1:31.460
			90	1:24.350	1:36.972							11	1:29.977	1:35.138

Weather/Track:Sunny/Dry

Thruxton
Circuit Length = 2.3560 miles.
Start: 15:34 End: 15:49

EERC BRITCAR ENDURANCE SERIES

QUALIFYING FOR RACE 6

POS	NO	CL	NAME	NAT	ENTRY	TIME	LAPS	GAP	MPH
1	1	1	ROUSE/ROUSE		Mercedes Benz 190evo2 DTM	1:20.141	17		105.83
2	33	2	SMITH/CUFF		BMW M3 E36	1:21.486	15	1.345	104.08
3	36	2	Richard MEINS		BMW M3 E36	1:21.999	18	1.858	103.43
4	26	1	MERCER/FORES		Marcos	1:22.238	14	2.097	103.13
5	23	1	MUSTILL/MIDDLEHURST		Nissan	1:22.412	19	2.271	102.91
6	2	1	HARRIS/TURVEY		Porsche 996 GT3	1:22.622	19	2.481	102.65
7	20	1	Andrew FARRELL		TVR	1:24.184	16	4.043	100.75
8	21	1	HARRISON/RAY		Marcos Mantis	1:24.441	18	4.300	100.44
9	22	1	SIMPSON/WYATT		Marcos	1:24.565	19	4.424	100.29
10	54	2	CLONIS/JENVEY		Porsche 993 RS	1:25.638	18	5.497	99.04
11	32	2	RODRIGUEZ/MOORE		BMW M3	1:26.073	18	5.932	98.54
12	80	3	LEGGATE/REID		MG ZR210	1:26.723	17	6.582	97.80
13	76	2	Paul FENTON		BMW M3	1:26.908	20	6.767	97.59
14	61	3	GEORGE/ARMSTRONG		Honda Civic	1:27.131	17	6.990	97.34
15	62	3	MCINERNEY/MCINERNEY		Honda Integra Type R	1:27.273	18	7.132	97.18
16	38	2	STEEL/SYMONS		BMW M3 E36	1:27.382	17	7.241	97.06
17	12	1	BULLOCK/MERCER		Marcos Mantis	1:27.513	5	7.372	96.91
18	72	3	JACKSON/JACKSON		Ford Focus	1:28.038	17	7.897	96.34
19	40	2	ALLEN/WILSON		BMW M3 E46	1:28.313	18	8.172	96.04
20	84	3	GRIFFIN/SIMMONDS		Renault Clio Williams	1:28.692	15	8.551	95.63
21	67	3	STEVENS/SMITH		BMW M3 E30	1:28.961	16	8.820	95.34
22	75	3	CLYNES/GORTON		Vauxhall Vect	1:29.457	17	9.316	94.81
23	68	3	FRICK/FLAT		VW Beetle RSi	1:30.912	15	10.771	93.29
24	91	4	HAMMERSLEY/HAMMERSLE		MG ZR190	1:31.389	17	11.248	92.80
25	99	4	COX/PAUL		Renault Clio	1:35.268	15	15.127	89.02
26	94	4	David SMITH		Alfa Romeo 156	1:35.290	10	15.149	89.00
27	59	4	Rupert LASLETT		Ford Fiesta	1:35.721	17	15.580	88.60
28	97	4	BOWDEN/BOWDEN		Vauxhall Cavalier SRI	1:35.954	16	15.813	88.39
29	85	3	Andre SEVERS		Honda CRX	1:35.996	15	15.855	88.35
30	92	4	WILLSHIRE/ABBOTT		Ford Fiesta	1:36.601	11	16.460	87.80
31	96	4	ELIOTT/BAILEY		Renault Clio	1:42.054	4	21.913	83.10

Weather/Track:Sunny/Dry

Thruxton
Circuit Length = 2.3560 miles.
Start: 11:00 End: 11:30

These results are provisional until the conclusion of any judicial and technical matters.

Clerk of Course:	Stewards:	Timekeeper:
------------------	-----------	-------------

EERC BRITCAR ENDURANCE SERIES

LAP ANALYSIS

1	ROUSE/ROUSE	Merecdes Benz 190evo2 DTM					
1 -	9:29.871	6 -	1:21.746	11 -	1:48.546P	16 -	1:20.141
2 -	1:29.102	7 -	1:24.050	12 -	2:53.155	17 -	1:29.705
3 -	1:25.484	8 -	2:07.099	13 -	1:21.780		
4 -	1:28.393	9 -	1:31.326	14 -	1:21.600		
5 -	1:21.950	10 -	1:21.199	15 -	1:22.255		
2	HARRIS/TURVEY	Porsche 996 GT3					
1 -	X:00.000	6 -	1:28.747	11 -	1:49.023	16 -	1:26.504
2 -	1:29.388	7 -	1:26.700	12 -	1:40.837	17 -	1:25.153
3 -	1:24.107	8 -	1:22.792	13 -	1:31.097	18 -	1:23.879
4 -	1:22.622	9 -	1:22.718	14 -	1:30.658	19 -	1:24.955
5 -	1:23.665	10 -	3:11.672P	15 -	1:29.938		
12	BULLOCK/MERCER	Marcos Mantis					
1 -	9:49.474						
2 -	1:34.845						
3 -	1:30.260						
4 -	1:27.513						
5 -	1:31.249						
20	Andrew FARRELL	TVR					
1 -	9:50.285	6 -	1:29.741	11 -	1:32.613	16 -	1:25.174
2 -	1:37.746	7 -	1:28.115	12 -	1:30.128		
3 -	1:32.833	8 -	1:29.559	13 -	1:24.184		
4 -	4:00.623	9 -	1:30.923	14 -	1:28.217		
5 -	1:31.966	10 -	2:30.951P	15 -	1:25.327		
21	HARRISON/RAY	Marcos Mantis					
1 -	9:56.524	6 -	1:32.465	11 -	1:31.331	16 -	1:24.441
2 -	1:39.211	7 -	1:32.517	12 -	1:32.404	17 -	1:24.564
3 -	1:35.137	8 -	1:30.142	13 -	1:27.105	18 -	1:28.321
4 -	1:30.226	9 -	2:52.339P	14 -	1:25.846		
5 -	1:30.263	10 -	1:41.305	15 -	1:25.898		
22	SIMPSON/WYATT	Marcos					
1 -	9:55.034	6 -	1:29.090	11 -	1:41.953	16 -	1:24.874
2 -	1:38.609	7 -	1:28.436	12 -	1:30.121	17 -	1:24.565
3 -	1:34.306	8 -	1:27.753	13 -	1:29.385	18 -	1:24.847
4 -	1:28.677	9 -	1:27.865	14 -	1:26.389	19 -	1:29.462
5 -	1:27.697	10 -	3:13.655P	15 -	1:24.611		
23	MUSTILL/MIDDLEHURST	Nissan					
1 -	9:46.876	6 -	1:22.632	11 -	1:24.829	16 -	1:22.412
2 -	1:27.045	7 -	3:53.483P	12 -	1:25.976	17 -	1:26.536
3 -	1:23.358	8 -	1:59.231	13 -	1:23.481	18 -	2:16.462P
4 -	1:24.837	9 -	1:24.390	14 -	1:23.307	19 -	1:29.353
5 -	1:23.062	10 -	1:23.560	15 -	1:22.620		

Weather/Track:Sunny/Dry

Thruxton
Circuit Length = 2.3560 miles.
Start: 11:00 End: 11:30

EERC BRITCAR ENDURANCE SERIES LAP ANALYSIS

(contd.)

26	MERCER/FORES	Marcos			
1 -	9:45.852	6 -	1:27.210	11 -	1:24.245
2 -	1:31.941	7 -	3:24.077P	12 -	1:23.022
3 -	1:27.879	8 -	1:38.385	13 -	1:22.238
4 -	1:27.597	9 -	1:24.009	14 -	1:24.160
5 -	1:30.867	10 -	1:22.812		
32	RODRIGUEZ/MOORE	BMW M3			
1 -	9:55.745	6 -	1:31.668	11 -	1:54.903
2 -	1:33.374	7 -	1:27.792	12 -	1:39.800
3 -	1:28.710	8 -	1:26.301	13 -	1:34.416
4 -	1:26.073	9 -	1:26.139	14 -	1:36.612
5 -	1:31.893	10 -	3:54.479P	15 -	1:34.840
33	SMITH/CUFF	BMW M3 E36			
1 -	9:59.258	6 -	1:31.417	11 -	5:11.471P
2 -	1:35.481	7 -	5:45.969P	12 -	1:39.037
3 -	1:34.315	8 -	1:33.305	13 -	1:25.334
4 -	1:29.060	9 -	1:25.453	14 -	1:21.486
5 -	1:28.467	10 -	1:24.497	15 -	1:21.940
36	Richard MEINS	BMW M3 E36			
1 -	9:57.538	6 -	1:23.309	11 -	1:26.928
2 -	1:34.995	7 -	1:23.788	12 -	1:23.213
3 -	1:28.863	8 -	1:23.892	13 -	1:23.764
4 -	1:25.497	9 -	4:34.877P	14 -	1:24.328
5 -	1:25.432	10 -	1:41.722	15 -	1:22.132
38	STEEL/SYMONS	BMW M3 E36			
1 -	X:00.000	6 -	1:29.170	11 -	1:42.111
2 -	1:33.123	7 -	1:29.149	12 -	1:38.958
3 -	1:30.675	8 -	4:05.318P	13 -	1:36.384
4 -	1:27.382	9 -	1:58.497	14 -	1:37.326
5 -	1:27.663	10 -	1:43.714	15 -	1:33.775
40	ALLEN/WILSON	BMW M3 E46			
1 -	9:44.740	6 -	1:35.385	11 -	1:44.095
2 -	1:31.718	7 -	1:31.249	12 -	1:34.165
3 -	1:29.702	8 -	1:29.183	13 -	1:35.497
4 -	1:28.313	9 -	1:29.826	14 -	1:32.317
5 -	2:22.685P	10 -	2:54.108P	15 -	1:30.961

Weather/Track:Sunny/Dry

Thruxton
Circuit Length = 2.3560 miles.
Start: 11:00 End: 11:30

EERC BRITCAR ENDURANCE SERIES LAP ANALYSIS

(contd.)

54	CLONIS/JENVEY	Porsche 993 RS					
1 -	9:43.606	6 -	1:34.564	11 -	1:32.517	16 -	1:26.538
2 -	1:48.369	7 -	1:34.746	12 -	3:32.921P	17 -	1:25.638
3 -	1:40.299	8 -	1:32.290	13 -	1:55.577	18 -	1:28.878
4 -	1:38.092	9 -	1:32.952	14 -	1:35.995		
5 -	1:39.114	10 -	1:31.192	15 -	1:28.460		
59	Rupert LASLETT	Ford Fiesta					
1 -	X:00.000	6 -	1:40.263	11 -	1:37.066	16 -	1:36.000
2 -	1:43.722	7 -	1:40.156	12 -	1:35.923	17 -	1:39.166
3 -	1:40.386	8 -	1:40.232	13 -	1:35.721		
4 -	1:39.789	9 -	1:38.323	14 -	1:39.050		
5 -	1:40.760	10 -	1:39.289	15 -	1:37.112		
61	GEORGE/ARMSTRONG	Honda Civic					
1 -	X:00.000	6 -	3:29.143P	11 -	2:44.233	16 -	1:32.089
2 -	1:30.490	7 -	1:53.357	12 -	1:34.005	17 -	1:31.332
3 -	1:29.849	8 -	1:37.763	13 -	1:33.857		
4 -	1:27.131	9 -	1:33.457	14 -	1:32.084		
5 -	1:28.556	10 -	1:31.354	15 -	1:35.282		
62	MCINERNEY/MCINERNEY	Honda Integra Type R					
1 -	9:52.785	6 -	1:29.199	11 -	1:55.955	16 -	1:32.054
2 -	1:37.722	7 -	1:28.666	12 -	1:38.018	17 -	1:30.648
3 -	1:32.291	8 -	1:27.909	13 -	1:32.780	18 -	1:30.136
4 -	1:30.831	9 -	1:27.273	14 -	1:32.522		
5 -	1:29.592	10 -	3:36.481P	15 -	1:33.980		
67	STEVENS/SMITH	BMW M3 E30					
1 -	9:51.332	6 -	1:33.061	11 -	1:30.129	16 -	1:29.155
2 -	1:38.552	7 -	1:29.868	12 -	1:29.057		
3 -	1:32.239	8 -	1:30.364	13 -	1:29.364		
4 -	1:31.760	9 -	5:41.934P	14 -	1:28.961		
5 -	1:31.454	10 -	1:39.420	15 -	1:29.084		
68	FRICK/FLAT	VW Beetle RSI					
1 -	X:00.000	6 -	1:32.364	11 -	1:34.399		
2 -	1:45.190	7 -	3:36.326P	12 -	1:32.513		
3 -	1:40.438	8 -	1:44.208	13 -	1:31.511		
4 -	1:34.264	9 -	1:34.743	14 -	1:31.384		
5 -	1:37.831	10 -	1:33.384	15 -	1:30.912		
72	JACKSON/JACKSON	Ford Focus					
1 -	9:38.690	6 -	1:28.038	11 -	1:34.924	16 -	1:34.144
2 -	1:33.846	7 -	1:28.337	12 -	1:33.501	17 -	1:32.280
3 -	1:30.566	8 -	4:16.754P	13 -	1:38.602		
4 -	1:30.950	9 -	1:52.008	14 -	1:36.794		
5 -	1:34.564	10 -	1:43.756	15 -	1:34.295		

Weather/Track:Sunny/Dry

Thruxton
Circuit Length = 2.3560 miles.
Start: 11:00 End: 11:30

EERC BRITCAR ENDURANCE SERIES LAP ANALYSIS

(contd.)

75	CLYNES/GORTON	Vauxhall Vect			
1 - X:00.000	6 - 1:50.150	11 - 1:33.701	16 - 1:29.853		
2 - 1:59.290	7 - 1:49.175	12 - 1:31.017	17 - 1:30.694		
3 - 1:55.913	8 - 3:03.851P	13 - 1:30.612			
4 - 1:55.899	9 - 1:44.091	14 - 1:29.457			
5 - 1:52.070	10 - 1:33.661	15 - 1:29.582			
76	Paul FENTON	BMW M3			
1 - 9:48.459	6 - 1:31.123	11 - 1:28.297	16 - 1:27.073		
2 - 1:34.376	7 - 1:30.113	12 - 1:29.377	17 - 1:28.117		
3 - 1:32.523	8 - 1:28.898	13 - 1:27.411	18 - 1:29.426		
4 - 1:29.712	9 - 1:30.487	14 - 1:26.908	19 - 1:28.206		
5 - 1:31.932	10 - 1:29.547	15 - 1:26.998	20 - 1:27.848		
80	LEGGATE/REID	MG ZR210			
1 - X:00.000	6 - 3:23.328P	11 - 1:30.237	16 - 1:31.468		
2 - 1:34.174	7 - 1:38.973	12 - 1:32.000	17 - 1:38.288		
3 - 1:30.316	8 - 1:29.687	13 - 2:33.898P			
4 - 1:30.427	9 - 1:27.980	14 - 1:36.762			
5 - 1:31.019	10 - 1:26.723	15 - 1:26.872			
84	GRIFFIN/SIMMONDS	Renault Clio Williams			
1 - X:00.000	6 - 1:43.888	11 - 1:30.164			
2 - 1:58.807	7 - 1:40.056	12 - 1:30.109			
3 - 1:48.721	8 - 1:38.427	13 - 1:28.743			
4 - 1:50.793	9 - 4:23.596P	14 - 1:32.402			
5 - 2:55.222P	10 - 1:48.454	15 - 1:28.692			
85	Andre SEVERS	Honda CRX			
1 - X:00.000	6 - 1:42.769	11 - 1:39.509			
2 - 1:55.104	7 - 1:41.213	12 - 1:37.496			
3 - 1:50.967	8 - 1:39.665	13 - 5:28.031P			
4 - 1:53.411	9 - 1:38.880	14 - 1:46.295			
5 - 1:46.421	10 - 1:40.075	15 - 1:35.996			
91	HAMMERSLEY/HAMMERSLE	MG ZR190			
1 - 9:58.714	6 - 1:34.465	11 - 1:43.404	16 - 1:35.848		
2 - 1:39.642	7 - 1:51.015	12 - 1:35.073	17 - 1:31.389		
3 - 1:35.927	8 - 1:35.416	13 - 1:34.850			
4 - 1:36.306	9 - 1:34.115	14 - 1:33.679			
5 - 1:34.650	10 - 4:04.841P	15 - 1:32.228			
92	WILLSHIRE/ABBOTT	Ford Fiesta			
1 - X:00.000	6 - 1:37.784	11 - 1:37.900			
2 - 1:42.108	7 - 3:07.828P				
3 - 1:36.796	8 - 1:51.024				
4 - 1:36.601	9 - 1:38.175				
5 - 1:38.094	10 - 1:39.900				

Weather/Track:Sunny/Dry

Thruxton
Circuit Length = 2.3560 miles.
Start: 11:00 End: 11:30

EERC BRITCAR ENDURANCE SERIES LAP ANALYSIS

(contd.)

94	David SMITH	Alfa Romeo 156			
1 -	X:00.000	6 -	1:44.669		
2 -	1:40.109	7 -	1:38.152		
3 -	1:36.528	8 -	1:35.290		
4 -	1:35.935	9 -	1:36.713		
5 -	5:13.306P	10 -	1:35.820		
96	ELIOTT/BAILEY	Renault Clio			
1 -	X:00.000				
2 -	1:42.054				
3 -	X:00.000P				
4 -	2:00.069				
97	BOWDEN/BOWDEN	Vauxhall Cavalier SRI			
1 -	X:00.000	6 -	1:35.954	11 -	1:39.124
2 -	1:39.307	7 -	3:42.136P	12 -	1:40.131
3 -	1:39.399	8 -	1:50.070	13 -	1:40.400
4 -	1:51.556P	9 -	1:44.487	14 -	1:40.465
5 -	2:05.148	10 -	1:39.232	15 -	1:39.039
99	COX/PAUL	Renault Clio			
1 -	X:00.000	6 -	1:38.084	11 -	1:38.622
2 -	1:53.450	7 -	6:00.997P	12 -	1:36.235
3 -	1:44.080	8 -	1:52.262	13 -	1:35.268
4 -	1:43.148	9 -	1:38.610	14 -	1:36.455
5 -	1:44.579	10 -	1:36.426	15 -	1:37.607

EERC BRITCAR ENDURANCE SERIES

GRID FOR RACE 6

ROW 16		1:42.054 96 ELLIOTT/BAILEY	
ROW 15	1:35.996 85 SEVERS		1:36.601 92 WILLSHIRE/ABBOTT
ROW 14		1:35.721 59 LASLETT	1:35.954 97 BOWDEN/BOWDEN
ROW 13	1:35.268 99 COX/PAUL		1:35.290 94 SMITH
ROW 12		1:30.912 68 FRICK/FLAT	1:31.389 91 HAMMERSLEY/HAMMERSLE
ROW 11	1:28.961 67 STEVENS/SMITH		1:29.457 75 CLYNES/GORTON
ROW 10		1:28.313 40 ALLEN/WILSON	1:28.692 84 GRIFFIN/SIMMONDS
ROW 9	1:27.513 12 BULLOCK/MERCER		1:28.038 72 JACKSON/JACKSON
ROW 8		1:27.273 62 MCINERNEY/MCINERNEY	1:27.382 38 STEEL/SYMONS
ROW 7	1:26.908 76 FENTON		1:27.131 61 GEORGE/ARMSTRONG
ROW 6		1:26.073 32 RODRIGUEZ/MOORE	1:26.723 80 LEGGATE/REID
ROW 5	1:24.565 22 SIMPSON/WYATT		1:25.638 54 CLONIS/JENVEY
ROW 4		1:24.184 20 FARRELL	1:24.441 21 HARRISON/RAY
ROW 3	1:22.412 23 MUSTILL/MIDDLEHURST		1:22.622 2 HARRIS/TURVEY
ROW 2		1:21.999 36 MEINS	1:22.238 26 MERCER/FORES
ROW 1	1:20.141 1 ROUSE/ROUSE		1:21.486 33 SMITH/CUFF
	POLE		

Weather/Track: Sunny/Dry

Thruxton
Circuit Length = 2.3560 miles.
Start: 11:00 End: 11:30

These results are provisional until the conclusion of any judicial and technical matters.

Clerk of Course:	Stewards:	Timekeeper:
------------------	-----------	-------------

EERC BRITCAR ENDURANCE SERIES

RACE 6 RESULT

POS	NO	CL	NAME	NAT	ENTRY	TIME	LAPS	GAP	MPH	BEST
1	1	1	ROUSE/ROUSE		Mercedes Benz 190evo2 DTM	2:00:19.549	84		98.68	1:21.126
2	26	1	MERCER/FORES		TVR	2:01:20.728	84	1:01.179	97.85	1:21.986
3	33	2	SMITH/CUFF		BMW M3 E36	2:00:51.802	83	1 LAP	97.07	1:22.408
4	2	1	HARRIS/TURVEY		Porsche 996 GT3	2:01:49.999	83	1 LAP	96.30	1:20.564
5	36	2	Richard MEINS		BMW M3 E36	2:01:09.581	82	2 LAPS	95.67	1:22.658
6	80	3	LEGGATE/REID		MG ZR210	2:01:35.585	81	3 LAPS	94.16	1:23.928
7	40	2	ALLEN/WILSON		BMW M3 E46	2:01:14.748	80	4 LAPS	93.27	1:25.631
8	62	3	MCINERNEY/MCINERNEY		Honda Integra Type R	2:01:33.680	80	4 LAPS	93.03	1:27.008
9	23	1	MUSTILL/MIDDLEHURST		Nissan	2:01:40.403	80	4 LAPS	92.94	1:22.955
10	76	2	Paul FENTON		BMW M3	2:01:45.123	80	4 LAPS	92.88	1:25.976
11	12	1	BULLOCK/MERCER		Marcos Mantis	2:00:52.822	79	5 LAPS	92.38	1:24.133
12	54	2	CLONIS/JENVEY		Porsche 993 RS	2:01:39.987	79	5 LAPS	91.78	1:25.085
13	72	3	JACKSON/JACKSON		Ford Focus	2:01:42.909	79	5 LAPS	91.75	1:26.599
14	38	2	STEEL/SYMONS		BMW M3 E36	2:01:41.383	78	6 LAPS	90.60	1:27.217
15	68	3	FRICK/FLAT		VW Beetle RSI	2:00:52.880	75	9 LAPS	87.70	1:30.358
16	21	1	HARRISON/RAY		Marcos Mantis	2:01:11.526	75	9 LAPS	87.48	1:24.124
17	97	4	BOWDEN/BOWDEN		Vauxhall Cavalier SRI	2:01:05.687	74	10 LAPS	86.38	1:32.196
18	94	4	David SMITH		Alfa Romeo 156	2:01:56.176	74	10 LAPS	85.78	1:32.942
19	92	4	WILLSHIRE/ABBOTT		Ford Fiesta	2:00:48.107	73	11 LAPS	85.42	1:34.954
20	99	4	COX/PAUL		Renault Clio	2:01:16.429	73	11 LAPS	85.09	1:34.579
21	67	3	STEVENS/SMITH		BMW M3 E30	2:00:39.772	72	12 LAPS	84.35	1:27.864
22	85	4	Andre SEVERS		Honda CRX	2:00:44.964	72	12 LAPS	84.29	1:33.510
23	75	3	CLYNES/GORTON		Vauxhall Vect	2:00:40.781	71	13 LAPS	83.16	1:29.249
24	59	4	Rupert LASLETT		Ford Fiesta	2:00:30.885	70	14 LAPS	82.10	1:34.718
25	22	1	SIMPSON/WYATT		Marcos	1:24:56.910	57	27 LAPS	94.85	1:22.808
26	61	3	GEORGE/ARMSTRONG		Honda Civic	1:35:06.048	57	27 LAPS	84.72	1:26.301
27	91	4	HAMMERSLEY/HAMMERSLE		MG ZR190	1:22:30.378	50	34 LAPS	85.66	1:31.277
28	84	3	GRIFFIN/SIMMONDS		Renault Clio Williams	1:06:05.643	41	43 LAPS	87.69	1:32.214
29	20	1	Andrew FARRELL		TVR	37:50.053	26	58 LAPS	97.14	1:24.476
30	32	2	RODRIGUEZ/MOORE		BMW M3	43:06.183	24	60 LAPS	78.71	1:25.124
31	96	4	ELIOTT/BAILEY		Renault Clio	5:19.750	3	81 LAPS	79.57	1:40.180

FASTEST LAP

2	1	HARRIS/TURVEY	Porsche 996 GT3	1:20.564	54	105.27mph	169.42kph
33	2	SMITH/CUFF	BMW M3 E36	1:22.408	58	102.92mph	165.63kph
80	3	LEGGATE/REID	MG ZR210	1:23.928	2	101.05mph	162.63kph
91	4	HAMMERSLEY/HAMMERSLE	MG ZR190	1:31.277	26	92.92mph	149.54kph

Weather/Track:Changeable

Thruxton
Circuit Length = 2.3560 miles.
Start: 16:26 End: 18:27

These results are provisional until the conclusion of any judicial and technical matters.

Clerk of Course:	Stewards:	Timekeeper:
------------------	-----------	-------------

EERC BRITCAR ENDURANCE SERIES

BULLETIN AT 1 HOUR

POS	NO	CL	NAME	NAT	ENTRY	TIME	LAPS	GAP	MPH	BEST
1	1	1	ROUSE/ROUSE		Mercedes Benz 190evo2 DTM	1:00:56.658	43		99.73	1:21.358
2	2	1	HARRIS/TURVEY		Porsche 996 GT3	1:01:54.278	43	57.620	98.19	1:22.770
3	36	2	Richard MEINS		BMW M3 E36	1:01:54.580	43	57.922	98.18	1:22.908
4	22	1	SIMPSON/WYATT		Marcos	1:01:57.367	43	1:00.709	98.10	1:22.808
5	21	1	HARRISON/RAY		Marcos Mantis	1:02:05.631	43	1:08.973	97.89	1:24.124
6	80	3	LEGGATE/REID		MG ZR210	1:01:21.129	42	1 LAP	96.77	1:23.928
7	72	3	JACKSON/JACKSON		Ford Focus	1:02:07.630	42	1 LAP	95.56	1:26.599
8	33	2	SMITH/CUFF		BMW M3 E36	1:02:13.362	42	1 LAP	95.41	1:23.492
9	40	2	ALLEN/WILSON		BMW M3 E46	1:02:15.594	42	1 LAP	95.36	1:25.631
10	26	1	MERCER/FORES		TVR	1:02:20.193	42	1 LAP	95.24	1:22.976
11	76	2	Paul FENTON		BMW M3	1:02:22.171	42	1 LAP	95.19	1:26.299
12	54	2	CLONIS/JENVEY		Porsche 993 RS	1:01:42.754	41	2 LAPS	93.91	1:25.085
13	23	1	MUSTILL/MIDDLEHURST		Nissan	1:01:53.691	41	2 LAPS	93.63	1:22.955
14	62	3	MCINERNEY/MCINERNEY		Honda Integra Type R	1:00:59.290	39	4 LAPS	90.39	1:28.802
15	38	2	STEEL/SYMONS		BMW M3 E36	1:01:25.456	39	4 LAPS	89.75	1:28.063
16	12	1	BULLOCK/MERCER		Marcos Mantis	1:01:56.408	39	4 LAPS	89.00	1:24.133
17	97	4	BOWDEN/BOWDEN		Vauxhall Cavalier SRI	1:00:17.804	38	5 LAPS	89.08	1:32.196
18	84	3	GRIFFIN/SIMMONDS		Renault Clio Williams	1:00:55.545	38	5 LAPS	88.16	1:32.214
19	94	4	David SMITH		Alfa Romeo 156	1:01:08.032	38	5 LAPS	87.86	1:33.520
20	99	4	COX/PAUL		Renault Clio	1:01:56.752	38	5 LAPS	86.71	1:34.664
21	68	3	FRICK/FLAT		VW Beetle RSI	1:01:59.285	38	5 LAPS	86.65	1:32.081
22	92	4	WILLSHIRE/ABBOTT		Ford Fiesta	1:00:49.218	37	6 LAPS	85.99	1:35.639
23	85	4	Andre SEVERS		Honda CRX	1:00:49.782	37	6 LAPS	85.98	1:33.602
24	91	4	HAMMERSLEY/HAMMERSLE		MG ZR190	1:01:14.514	37	6 LAPS	85.40	1:31.277
25	61	3	GEORGE/ARMSTRONG		Honda Civic	1:00:46.704	35	8 LAPS	81.40	1:26.301
26	59	4	Rupert LASLETT		Ford Fiesta	1:01:23.278	35	8 LAPS	80.59	1:35.390
27	75	3	CLYNES/GORTON		Vauxhall Vect	1:01:51.676	35	8 LAPS	79.97	1:40.522
28	67	3	STEVENS/SMITH		BMW M3 E30	53:33.531	34	9 LAPS	89.73	1:28.659
29	20	1	Andrew FARRELL		TVR	37:50.053	26	17 LAPS	97.14	1:24.476
30	32	2	RODRIGUEZ/MOORE		BMW M3	43:06.183	24	19 LAPS	78.71	1:25.124
31	96	4	ELIOTT/BAILEY		Renault Clio	5:19.750	3	40 LAPS	79.57	1:40.180

FASTEST LAP

1	1	ROUSE/ROUSE	Mercedes Benz 190evo2 DTM	1:21.358	14	104.25mph	167.77kph
36	2	Richard MEINS	BMW M3 E36	1:22.908	16	102.30mph	164.63kph
80	3	LEGGATE/REID	MG ZR210	1:23.928	2	101.05mph	162.63kph
91	4	HAMMERSLEY/HAMMERSLE	MG ZR190	1:31.277	26	92.92mph	149.54kph

Weather/Track:Changeable

Thruxton
Circuit Length = 2.3560 miles.

These results are provisional until the conclusion of any judicial and technical matters.

Clerk of Course:	Stewards:	Timekeeper:
------------------	-----------	-------------

EERC BRITCAR ENDURANCE SERIES

LAP CHART - RACE 6

Lap 1			Lap 2			Lap 3			Lap 4			Lap 5		
No	Behind	Laptime	No	Behind	Laptime	No	Behind	Laptime	No	Behind	Laptime	No	Behind	Laptime
1		1:25.961	1		1:23.271	1		1:23.850	1		1:23.240	1		1:29.085
26	1.853	1:27.814	23	2.480	1:22.977	23	1.585	1:22.955	23	1.742	1:23.397	23	0.323	1:27.666
23	2.774	1:28.735	36	4.421	1:24.446	36	4.811	1:24.240	36	6.869	1:25.298	36	3.689	1:25.905
36	3.246	1:29.207	26	5.241	1:26.659	26	7.328	1:25.937	26	11.131	1:27.043	2	10.510	1:27.161
33	4.236	1:30.197	33	6.324	1:25.359	2	8.141	1:25.053	2	12.434	1:27.533	26	11.079	1:29.033
2	5.361	1:31.322	2	6.938	1:24.848	33	8.986	1:26.512	20	13.135	1:26.710	20	12.112	1:28.062
20	6.120	1:32.081	20	8.011	1:25.162	20	9.665	1:25.504	33	14.274	1:28.528	22	12.904	1:27.466
21	6.693	1:32.654	80	8.847	1:23.928	22	10.876	1:24.827	22	14.523	1:26.887	33	13.800	1:28.611
22	7.601	1:33.562	21	9.657	1:26.235	80	10.948	1:25.951	80	16.236	1:28.528	80	14.839	1:27.688
80	8.190	1:34.151	22	9.899	1:25.569	21	11.729	1:25.922	32	17.792	1:27.432	32	15.723	1:27.016
54	8.580	1:34.541	54	11.817	1:26.508	32	13.600	1:25.124	21	18.496	1:30.007	21	18.343	1:28.932
32	9.288	1:35.249	32	12.326	1:26.309	54	13.862	1:25.895	54	18.693	1:28.071	54	21.041	1:31.433
61	9.776	1:35.737	61	13.222	1:26.717	61	16.397	1:27.025	61	22.557	1:29.400	61	27.556	1:34.084
76	10.346	1:36.307	76	14.229	1:27.154	76	17.857	1:27.478	76	23.053	1:28.436	76	28.034	1:34.066
40	11.033	1:36.994	40	15.179	1:27.417	40	18.378	1:27.049	40	23.695	1:28.557	40	28.373	1:33.763
62	12.546	1:38.507	12	17.599	1:27.396	62	29.518	1:32.659	72	36.597	1:28.649	72	38.794	1:31.282
12	13.474	1:39.435	62	20.709	1:31.434	72	31.188	1:32.043	62	37.737	1:31.459	62	40.706	1:32.054
67	13.582	1:39.543	67	22.186	1:31.875	67	31.745	1:33.409	67	40.624	1:32.119	67	45.856	1:34.317
38	13.666	1:39.627	38	22.696	1:32.301	38	31.981	1:33.135	38	42.026	1:33.285	38	46.027	1:33.086
72	14.092	1:40.053	72	22.995	1:32.174	97	48.856	1:38.367	97	1:02.172	1:36.556	97	1:13.122	1:40.035
84	17.889	1:43.850	97	34.339	1:36.863	91	49.878	1:38.754	94	1:03.370	1:36.534	94	1:13.883	1:39.598
97	20.747	1:46.708	91	34.974	1:37.270	94	50.076	1:36.985	91	1:03.796	1:37.158	91	1:14.232	1:39.521
91	20.975	1:46.936	84	35.940	1:41.322	84	50.269	1:38.179	84	1:04.048	1:37.019	84	1:14.934	1:39.971
68	21.174	1:47.135	94	36.941	1:38.468	68	51.632	1:38.344	68	1:05.486	1:37.094	68	1:15.828	1:39.427
94	21.744	1:47.705	68	37.138	1:39.235	99	51.982	1:38.352	99	1:06.274	1:37.532	99	1:16.828	1:39.639
99	23.256	1:49.217	99	37.480	1:37.495	59	55.249	1:38.561	59	1:09.114	1:37.105	59	1:17.842	1:37.813
75	24.345	1:50.306	59	40.538	1:38.498	92	58.363	1:39.155	92	1:13.121	1:37.998	92	1:23.287	1:39.251
59	25.311	1:51.272	92	43.058	1:40.696	85	1:06.513	1:43.734	85	1:23.344	1:40.071	85	1:47.006	1:52.747
92	25.633	1:51.594	75	44.307	1:43.233	96	1:06.668	1:43.242	75	1:28.300	1:44.375	75	1:52.869	1:53.654
85	28.799	1:54.760	85	46.629	1:41.101	75	1:07.165	1:46.708						
96	30.367	1:56.328	96	47.276	1:40.180									

Weather/Track:Changeable

Thruxton
 Circuit Length = 2.3560 miles.
 Start: 16:26 End: 18:27

EERC BRITCAR ENDURANCE SERIES

LAP CHART - RACE 6

(contd.)

Lap 6			Lap 7			Lap 8			Lap 9			Lap 10		
No	Behind	Laptime	No	Behind	Laptime	No	Behind	Laptime	No	Behind	Laptime	No	Behind	Laptime
1		2:09.787	1		1:22.460	1		1:22.077	1		1:23.440	1		1:26.727
23	0.660	2:10.124	85	1 LAP	1:45.281	23	3.150	1:22.955	59	1 LAP	1:36.212	97	1 LAP	1:34.524
36	1.390	2:07.488	23	2.272	1:24.072	36	5.937	1:25.107	23	3.776	1:24.066	91	1 LAP	1:34.979
2	3.360	2:02.637	36	2.907	1:23.977	2	9.039	1:24.984	36	5.943	1:23.446	84	1 LAP	1:33.605
26	3.614	2:02.322	75	1 LAP	1:44.477	26	11.569	1:26.100	92	1 LAP	1:37.816	68	1 LAP	1:35.160
20	4.594	2:02.269	2	6.132	1:25.232	22	11.796	1:26.104	2	9.491	1:23.892	23	2.689	1:25.640
22	5.658	2:02.541	26	7.546	1:26.392	20	12.353	1:25.596	22	12.719	1:24.363	36	3.822	1:24.606
33	6.508	2:02.495	22	7.769	1:24.571	33	13.195	1:25.296	26	13.588	1:25.459	94	1 LAP	1:35.549
80	7.047	2:01.995	20	8.834	1:26.700	80	13.789	1:25.939	20	14.106	1:25.193	2	7.704	1:24.940
12	3 LAPS	6:16.464P	80	9.927	1:25.340	32	14.215	1:25.832	61	2 LAPS	4:13.969P	99	1 LAP	1:36.687
32	7.410	2:01.474	33	9.976	1:25.928	21	14.548	1:25.032	33	15.134	1:25.379	22	10.465	1:24.473
21	8.716	2:00.160	32	10.460	1:25.510	54	16.211	1:26.385	21	15.489	1:24.381	20	12.538	1:25.159
54	9.278	1:58.024	21	11.593	1:25.337	85	1 LAP	1:39.272	80	16.095	1:25.746	21	13.944	1:25.182
61	10.125	1:52.356	54	11.903	1:25.085	12	3 LAPS	1:27.121	32	16.635	1:25.860	26	15.952	1:29.091
76	11.182	1:52.935	12	3 LAPS	1:30.834	76	22.555	1:27.322	54	20.151	1:27.380	33	16.183	1:27.776
40	13.161	1:54.575	76	17.310	1:28.588	40	23.056	1:27.217	12	3 LAPS	1:26.863	80	16.687	1:27.319
72	14.553	1:45.546	40	17.916	1:27.215	72	25.057	1:27.552	76	27.001	1:27.886	59	1 LAP	1:39.803
62	14.895	1:43.976	72	19.582	1:27.489	62	30.574	1:30.347	40	27.417	1:27.801	32	17.016	1:27.108
67	18.281	1:42.212	62	22.304	1:29.869	75	1 LAP	1:50.922	72	29.112	1:27.495	92	1 LAP	1:38.818
38	20.425	1:44.185	67	26.781	1:30.960	67	34.111	1:29.407	85	1 LAP	1:37.396	54	21.078	1:27.654
97	53.664	1:50.329	38	28.720	1:30.755	38	34.706	1:28.063	62	38.022	1:30.888	61	2 LAPS	1:34.977
94	54.326	1:50.230	97	1:04.597	1:33.393	97	1:16.129	1:33.609	67	40.701	1:30.030	12	3 LAPS	1:26.329
91	54.521	1:50.076	91	1:04.965	1:32.904	91	1:16.451	1:33.563	38	41.521	1:30.255	76	26.875	1:26.601
84	55.061	1:49.914	68	1:05.501	1:32.319	68	1:17.082	1:33.658	75	1 LAP	1:43.832	40	28.153	1:27.463
68	55.642	1:49.601	94	1:07.745	1:35.879	84	1:18.557	1:32.618				72	29.049	1:26.664
99	56.270	1:49.229	84	1:08.016	1:35.415	94	1:20.588	1:34.920				85	1 LAP	1:36.549
59	57.181	1:49.126	99	1:09.281	1:35.471	99	1:22.200	1:34.996				62	41.725	1:30.430
92	57.518	1:44.018	59	1:12.946	1:38.225							67	42.772	1:28.798
			92	1:13.784	1:38.726							38	43.607	1:28.813
												75	1 LAP	1:40.522

Weather/Track:Changeable

Thruxton
 Circuit Length = 2.3560 miles.
 Start: 16:26 End: 18:27

EERC BRITCAR ENDURANCE SERIES

LAP CHART - RACE 6

(contd.)

Lap 11			Lap 12			Lap 13			Lap 14			Lap 15		
No	Behind	Laptime	No	Behind	Laptime	No	Behind	Laptime	No	Behind	Laptime	No	Behind	Laptime
1		1:22.533	1		1:22.201	1		1:21.982	1		1:21.358	1		1:22.069
36	6.706	1:25.417	75	2 LAPS	1:40.852	61	3 LAPS	2:20.790P	85	2 LAPS	1:36.738	36	15.610	1:24.995
23	8.573	1:28.417	36	8.335	1:23.830	36	10.664	1:24.311	36	12.684	1:23.378	23	16.259	1:23.827
2	10.447	1:25.276	23	10.221	1:23.849	23	12.471	1:24.232	23	14.501	1:23.388	2	16.882	1:23.653
97	1 LAP	1:34.626	2	12.253	1:24.007	2	13.637	1:23.366	2	15.298	1:23.019	85	2 LAPS	1:38.821
91	1 LAP	1:34.133	22	14.989	1:24.042	22	17.482	1:24.475	22	19.268	1:23.144	22	20.468	1:23.269
22	13.148	1:25.216	20	21.033	1:27.367	20	24.893	1:25.842	61	3 LAPS	1:37.224	20	30.630	1:24.549
84	1 LAP	1:33.689	21	22.177	1:27.900	21	25.500	1:25.305	20	28.150	1:24.615	26	31.398	1:24.615
68	1 LAP	1:34.843	26	23.062	1:26.240	26	25.683	1:24.603	21	28.752	1:24.610	21	31.955	1:25.272
20	15.867	1:25.862	33	24.601	1:27.223	33	28.141	1:25.522	26	28.852	1:24.527	33	35.635	1:25.604
21	16.478	1:25.067	97	1 LAP	1:34.512	80	29.916	1:26.416	33	32.100	1:25.317	80	37.022	1:25.473
94	1 LAP	1:35.308	80	25.482	1:27.547	75	2 LAPS	1:48.097	80	33.618	1:25.060	32	43.112	1:26.761
26	19.023	1:25.604	84	1 LAP	1:35.488	32	33.514	1:27.091	32	38.420	1:26.264	12	3 LAPS	1:26.960
33	19.579	1:25.929	68	1 LAP	1:35.106	97	1 LAP	1:33.651	12	3 LAPS	1:30.092	76	54.496	1:26.299
80	20.136	1:25.982	32	28.405	1:30.047	84	1 LAP	1:32.717	97	1 LAP	1:34.915	40	57.644	1:28.392
32	20.559	1:26.076	91	1 LAP	1:37.930	68	1 LAP	1:32.757	76	50.266	1:28.311	72	58.172	1:26.599
99	1 LAP	1:36.451	94	1 LAP	1:35.390	91	1 LAP	1:32.606	40	51.321	1:28.898	54	1:00.167	1:28.206
54	26.931	1:28.386	54	34.166	1:29.436	12	3 LAPS	1:26.769	68	1 LAP	1:34.916	97	1 LAP	1:36.036
12	3 LAPS	1:27.153	12	3 LAPS	1:27.480	54	42.630	1:30.446	72	53.642	1:30.386	68	1 LAP	1:35.197
76	31.137	1:26.795	76	36.624	1:27.688	76	43.313	1:28.671	75	2 LAPS	1:44.837	91	1 LAP	1:33.038
40	32.867	1:27.247	99	1 LAP	1:36.297	40	43.781	1:27.371	91	1 LAP	1:36.172	84	1 LAP	1:33.341
59	1 LAP	1:39.061	40	38.392	1:27.726	72	44.614	1:27.504	54	54.030	1:32.758	94	1 LAP	1:34.462
92	1 LAP	1:37.973	72	39.092	1:27.654	94	1 LAP	1:36.280	84	1 LAP	1:38.600	75	2 LAPS	1:42.323
72	33.639	1:27.123	59	1 LAP	1:37.919	99	1 LAP	1:36.956	94	1 LAP	1:34.071	99	1 LAP	1:35.976
61	2 LAPS	1:33.340	92	1 LAP	1:38.693	59	1 LAP	1:36.764	99	1 LAP	1:35.868	62	1:23.118	1:29.604
62	49.363	1:30.171	62	57.444	1:30.282	92	1 LAP	1:36.490	62	1:15.583	1:30.074	67	1:23.734	1:29.868
67	49.999	1:29.760	67	58.076	1:30.278	67	1:06.341	1:30.247	67	1:15.935	1:30.952	38	1:24.060	1:29.920
38	50.426	1:29.352	38	58.327	1:30.102	62	1:06.867	1:31.405	38	1:16.209	1:29.573			
85	1 LAP	1:37.071	85	1 LAP	1:36.654	38	1:07.994	1:31.649	59	1 LAP	1:36.979			
									92	1 LAP	1:36.746			

Weather/Track:Changeable

Thruxton
 Circuit Length = 2.3560 miles.
 Start: 16:26 End: 18:27

EERC BRITCAR ENDURANCE SERIES

LAP CHART - RACE 6

(contd.)

Lap 16			Lap 17			Lap 18			Lap 19			Lap 20		
No	Behind	Laptime	No	Behind	Laptime	No	Behind	Laptime	No	Behind	Laptime	No	Behind	Laptime
1		1:24.786	1		1:25.599	1		1:23.297	1		1:25.020	1		1:22.506
59	2 LAPS	1:35.927	62	1 LAP	1:29.776	84	2 LAPS	1:34.602	97	2 LAPS	1:33.050	97	2 LAPS	1:32.530
92	2 LAPS	1:37.769	38	1 LAP	1:30.403	94	2 LAPS	1:34.344	91	2 LAPS	1:32.570	91	2 LAPS	1:32.455
36	13.732	1:22.908	67	1 LAP	1:31.302	38	1 LAP	1:28.787	68	2 LAPS	1:32.382	68	2 LAPS	1:32.734
23	14.907	1:23.434	75	3 LAPS	1:43.085	62	1 LAP	1:31.010	84	2 LAPS	1:32.214	36	16.233	1:25.791
2	16.011	1:23.915	99	2 LAPS	1:37.392	67	1 LAP	1:30.272	36	12.948	1:25.267	84	2 LAPS	1:33.783
22	18.490	1:22.808	36	12.178	1:24.045	36	12.701	1:23.820	38	1 LAP	1:31.253	22	21.703	1:25.195
20	31.105	1:25.261	23	15.340	1:26.032	61	5 LAPS	1:41.949	62	1 LAP	1:31.004	23	23.331	1:26.531
26	31.240	1:24.628	2	16.467	1:26.055	23	17.239	1:25.196	67	1 LAP	1:31.473	38	1 LAP	1:31.467
85	2 LAPS	1:35.983	22	17.004	1:24.113	22	18.370	1:24.663	22	19.014	1:25.664	2	25.195	1:27.596
21	32.279	1:25.110	59	2 LAPS	1:38.366	2	18.369	1:25.199	23	19.306	1:27.087	62	1 LAP	1:32.079
33	36.931	1:26.082	92	2 LAPS	1:37.649	99	2 LAPS	1:36.436	94	2 LAPS	1:38.272	67	1 LAP	1:30.618
80	39.075	1:26.839	26	31.600	1:25.959	75	3 LAPS	1:45.075	2	20.105	1:26.756	61	5 LAPS	1:30.062
32	45.247	1:26.921	21	32.190	1:25.510	26	33.261	1:24.958	61	5 LAPS	1:33.576	94	2 LAPS	1:35.600
12	3 LAPS	1:25.382	20	32.698	1:27.192	21	33.635	1:24.742	99	2 LAPS	1:35.807	26	35.514	1:24.713
76	57.084	1:27.374	33	36.564	1:25.232	20	33.877	1:24.476	21	33.227	1:24.612	21	36.032	1:25.311
40	1:00.894	1:28.036	80	39.251	1:25.775	59	2 LAPS	1:36.138	26	33.307	1:25.066	20	36.406	1:24.975
72	1:01.201	1:27.815	85	2 LAPS	1:35.856	92	2 LAPS	1:36.498	20	33.937	1:25.080	33	44.463	1:25.457
54	1:04.521	1:29.140	32	46.689	1:27.041	33	38.680	1:25.413	33	41.512	1:27.852	99	2 LAPS	1:38.838
97	1 LAP	1:33.608	12	3 LAPS	1:26.533	80	42.040	1:26.086	80	43.624	1:26.604	80	47.529	1:26.411
68	1 LAP	1:33.854	76	59.366	1:27.881	32	49.903	1:26.511	75	3 LAPS	1:43.274	32	57.429	1:28.195
91	1 LAP	1:33.970	72	1:03.285	1:27.683	85	2 LAPS	1:35.652	59	2 LAPS	1:38.326	12	3 LAPS	1:27.033
84	1 LAP	1:33.698	40	1:04.647	1:29.352	12	3 LAPS	1:26.664	92	2 LAPS	1:38.010	59	2 LAPS	1:39.246
61	4 LAPS	3:40.574P	54	1:07.271	1:28.349	76	1:02.734	1:26.665	32	51.740	1:26.857	92	2 LAPS	1:38.020
94	1 LAP	1:34.236	97	1 LAP	1:32.504	72	1:07.132	1:27.144	12	3 LAPS	1:26.170	75	3 LAPS	1:43.842
			91	1 LAP	1:32.064	40	1:09.216	1:27.866	76	1:05.314	1:27.600	76	1:09.847	1:27.039
			68	1 LAP	1:32.943	54	1:14.077	1:30.103	85	2 LAPS	1:36.411	72	1:13.696	1:27.122
									72	1:09.080	1:26.968	40	1:16.643	1:27.099
									40	1:12.050	1:27.854	85	2 LAPS	1:35.202
									54	1:20.579	1:31.522			

Weather/Track:Changeable

Thruxton
Circuit Length = 2.3560 miles.
Start: 16:26 End: 18:27

EERC BRITCAR ENDURANCE SERIES

LAP CHART - RACE 6

(contd.)

Lap 21			Lap 22			Lap 23			Lap 24			Lap 25		
No	Behind	Laptime	No	Behind	Laptime	No	Behind	Laptime	No	Behind	Laptime	No	Behind	Laptime
1		1:23.387	1		1:22.439	1		1:22.794	1		1:24.845	1		1:23.072
54	1 LAP	1:30.673	75	4 LAPS	1:42.362	40	1 LAP	1:27.978	76	1 LAP	1:29.625	72	1 LAP	1:27.419
36	19.764	1:26.918	85	3 LAPS	1:34.076	92	3 LAPS	1:36.858	72	1 LAP	1:27.146	76	1 LAP	1:29.137
23	24.370	1:24.426	54	1 LAP	1:29.072	85	3 LAPS	1:35.230	99	3 LAPS	1:37.828	40	1 LAP	1:27.751
22	24.859	1:26.543	36	23.069	1:25.744	54	1 LAP	1:29.578	40	1 LAP	1:27.348	99	3 LAPS	1:35.882
97	2 LAPS	1:35.529	23	25.963	1:24.032	36	25.785	1:25.510	92	3 LAPS	1:36.698	36	27.932	1:25.233
91	2 LAPS	1:35.885	22	26.646	1:24.226	75	4 LAPS	1:44.470	54	1 LAP	1:30.989	23	28.232	1:25.061
68	2 LAPS	1:35.346	2	33.734	1:27.296	23	26.849	1:23.680	36	25.771	1:24.831	22	30.724	1:26.272
2	28.877	1:27.069	97	2 LAPS	1:32.711	22	27.962	1:24.110	23	26.243	1:24.239	54	1 LAP	1:33.177
84	2 LAPS	1:36.392	91	2 LAPS	1:32.411	2	34.726	1:23.786	22	27.524	1:24.407	2	35.339	1:24.449
38	1 LAP	1:30.917	68	2 LAPS	1:32.947	21	43.352	1:24.653	85	3 LAPS	1:35.844	92	3 LAPS	1:38.797
67	1 LAP	1:30.139	26	40.965	1:26.507	26	44.104	1:25.933	2	33.962	1:24.081	85	3 LAPS	1:34.540
62	1 LAP	1:31.160	21	41.493	1:26.381	20	44.324	1:25.085	26	44.020	1:24.761	26	44.694	1:23.746
61	5 LAPS	1:28.062	20	42.033	1:26.627	97	2 LAPS	1:32.196	75	4 LAPS	1:42.855	20	47.605	1:24.928
26	36.897	1:24.770	38	1 LAP	1:33.630	91	2 LAPS	1:33.030	21	45.669	1:27.162	21	48.083	1:25.486
21	37.551	1:24.906	67	1 LAP	1:33.666	68	2 LAPS	1:32.734	20	45.749	1:26.270	33	56.996	1:25.674
20	37.845	1:24.826	62	1 LAP	1:33.477	59	4 LAPS	3:54.616P	33	54.394	1:27.742	38	1 LAP	1:31.010
94	2 LAPS	1:35.369	61	5 LAPS	1:32.411	38	1 LAP	1:28.956	97	2 LAPS	1:33.190	97	2 LAPS	1:33.364
33	45.779	1:24.703	84	2 LAPS	1:38.313	67	1 LAP	1:28.659	91	2 LAPS	1:32.536	91	2 LAPS	1:33.133
80	50.819	1:26.677	33	49.035	1:25.695	62	1 LAP	1:28.956	38	1 LAP	1:31.224	61	5 LAPS	1:30.770
99	2 LAPS	1:35.763	80	54.497	1:26.117	61	5 LAPS	1:28.970	68	2 LAPS	1:33.028	80	1:06.169	1:29.296
32	1:01.150	1:27.108	94	2 LAPS	1:34.708	33	51.497	1:25.256	67	1 LAP	1:31.482	62	1 LAP	1:32.648
12	3 LAPS	1:26.694	32	1:05.863	1:27.152	80	58.470	1:26.767	62	1 LAP	1:31.540	67	1 LAP	1:34.282
76	1:14.087	1:27.627	12	3 LAPS	1:24.774	84	2 LAPS	1:34.192	61	5 LAPS	1:31.429	68	2 LAPS	1:35.421
72	1:17.912	1:27.603	99	2 LAPS	1:36.938	94	2 LAPS	1:34.575	80	59.945	1:26.320	75	4 LAPS	1:47.774
92	2 LAPS	1:37.054	76	1:19.290	1:27.642	32	1:10.276	1:27.207	59	4 LAPS	1:42.170	12	3 LAPS	1:26.378
40	1:21.844	1:28.588	72	1:22.715	1:27.242	12	3 LAPS	1:24.133	84	2 LAPS	1:33.328	84	2 LAPS	1:34.431
									12	3 LAPS	1:25.822	59	4 LAPS	1:38.250
									94	2 LAPS	1:36.547			

Weather/Track:Changeable

Thruxton
Circuit Length = 2.3560 miles.
Start: 16:26 End: 18:27

EERC BRITCAR ENDURANCE SERIES

LAP CHART - RACE 6

(contd.)

Lap 26			Lap 27			Lap 28			Lap 29			Lap 30		
No	Behind	Laptime	No	Behind	Laptime	No	Behind	Laptime	No	Behind	Laptime	No	Behind	Laptime
1		1:22.999	1		1:23.259	1		1:22.641	1		1:27.964	1		1:27.110
94	3 LAPS	1:36.146	75	5 LAPS	1:43.173	97	3 LAPS	1:33.075	62	2 LAPS	1:30.465	12	4 LAPS	1:27.872
72	1 LAP	1:27.047	84	3 LAPS	1:33.887	68	3 LAPS	1:32.786	67	2 LAPS	1:32.173	62	2 LAPS	1:29.340
76	1 LAP	1:27.809	59	5 LAPS	1:36.185	84	3 LAPS	1:35.174	38	2 LAPS	1:33.040	67	2 LAPS	1:30.996
40	1 LAP	1:27.024	72	1 LAP	1:27.031	72	1 LAP	1:27.594	91	3 LAPS	1:31.277	38	2 LAPS	1:31.439
23	29.587	1:24.354	76	1 LAP	1:27.066	76	1 LAP	1:26.734	97	3 LAPS	1:32.376	92	4 LAPS	1:44.053
36	30.168	1:25.235	40	1 LAP	1:27.364	40	1 LAP	1:26.983	68	3 LAPS	1:32.877	91	3 LAPS	1:32.212
99	3 LAPS	1:35.953	94	3 LAPS	1:35.099	59	5 LAPS	1:37.474	72	1 LAP	1:27.362	85	4 LAPS	1:49.531
22	32.297	1:24.572	23	29.864	1:23.536	75	5 LAPS	1:44.592	76	1 LAP	1:29.201	97	3 LAPS	1:33.134
2	35.883	1:23.543	36	31.665	1:24.756	23	31.091	1:23.868	40	1 LAP	1:27.051	68	3 LAPS	1:32.910
26	44.671	1:22.976	22	33.788	1:24.750	36	33.493	1:24.469	84	3 LAPS	1:34.757	72	1 LAP	1:27.475
54	1 LAP	1:32.816	2	36.193	1:23.569	94	3 LAPS	1:34.023	23	27.746	1:24.619	76	1 LAP	1:26.594
20	49.268	1:24.662	99	3 LAPS	1:35.310	22	34.656	1:23.509	36	30.183	1:24.654	40	1 LAP	1:25.631
21	49.812	1:24.728	26	44.683	1:23.271	2	37.374	1:23.822	22	31.318	1:24.626	32	6 LAPS	9:06.038P
92	3 LAPS	1:36.982	21	50.677	1:24.124	26	46.765	1:24.723	2	32.987	1:23.577	23	25.462	1:24.826
85	3 LAPS	1:33.602	54	1 LAP	1:32.972	21	52.365	1:24.329	59	5 LAPS	1:36.942	36	27.176	1:24.103
33	58.326	1:24.329	33	1:01.376	1:26.309	99	3 LAPS	1:35.117	94	3 LAPS	1:35.125	2	28.647	1:22.770
80	1:10.745	1:27.575	85	3 LAPS	1:36.963	54	1 LAP	1:30.217	26	43.838	1:25.037	22	29.007	1:24.799
61	5 LAPS	1:29.218	92	3 LAPS	1:37.912	33	1:02.915	1:24.180	75	5 LAPS	1:47.678	84	3 LAPS	1:35.338
38	1 LAP	1:32.090	80	1:12.111	1:24.625	80	1:15.723	1:26.253	21	49.296	1:24.895	26	41.748	1:25.020
62	1 LAP	1:29.509	61	5 LAPS	1:26.379	85	3 LAPS	1:34.395	33	1:00.402	1:25.451	59	5 LAPS	1:35.870
91	2 LAPS	1:31.963	38	1 LAP	1:30.107	61	5 LAPS	1:26.301	99	3 LAPS	1:35.007	21	47.030	1:24.844
67	1 LAP	1:30.048	62	1 LAP	1:29.993	92	3 LAPS	1:35.639	54	1 LAP	1:28.115	94	3 LAPS	1:33.520
97	2 LAPS	1:34.900	67	1 LAP	1:28.980	12	3 LAPS	1:29.211	80	1:13.774	1:26.015	33	57.946	1:24.654
68	2 LAPS	1:32.377	12	3 LAPS	1:25.966				61	5 LAPS	1:29.692	75	5 LAPS	1:41.854
12	3 LAPS	1:26.395	91	2 LAPS	1:31.475							54	1 LAP	1:29.545
												99	3 LAPS	1:35.109
												80	1:13.263	1:26.599
												61	5 LAPS	1:27.692

Weather/Track:Changeable

Thruxton
 Circuit Length = 2.3560 miles.
 Start: 16:26 End: 18:27

EERC BRITCAR ENDURANCE SERIES

LAP CHART - RACE 6

(contd.)

Lap 31			Lap 32			Lap 33			Lap 34			Lap 35		
No	Behind	Laptime	No	Behind	Laptime	No	Behind	Laptime	No	Behind	Laptime	No	Behind	Laptime
1		1:22.689	1		1:23.035	1		1:22.516	1		1:22.412	1		1:22.749
12	4 LAPS	1:24.567	75	6 LAPS	1:43.318	61	6 LAPS	1:27.408	54	2 LAPS	1:27.692	80	1 LAP	1:26.054
62	2 LAPS	1:30.851	61	6 LAPS	1:28.614	12	4 LAPS	1:27.990	80	1 LAP	1:26.013	54	2 LAPS	1:28.537
67	2 LAPS	1:30.103	12	4 LAPS	1:25.688	99	4 LAPS	1:35.862	59	6 LAPS	1:35.967	94	4 LAPS	1:35.650
38	2 LAPS	1:29.932	62	2 LAPS	1:29.802	75	6 LAPS	1:45.812	12	4 LAPS	1:25.423	12	4 LAPS	1:25.073
91	3 LAPS	1:32.165	67	2 LAPS	1:30.034	62	2 LAPS	1:29.898	61	6 LAPS	1:28.248	59	6 LAPS	1:35.390
92	4 LAPS	1:36.860	38	2 LAPS	1:29.807	23	2 LAPS	4:10.139P	99	4 LAPS	1:34.995	61	6 LAPS	1:27.185
72	1 LAP	1:27.386	91	3 LAPS	1:32.517	38	2 LAPS	1:30.196	62	2 LAPS	1:30.206	99	4 LAPS	1:34.664
97	3 LAPS	1:33.134	72	1 LAP	1:27.147	67	2 LAPS	1:30.556	38	2 LAPS	1:30.477	62	2 LAPS	1:29.765
76	1 LAP	1:27.279	76	1 LAP	1:28.054	72	1 LAP	1:27.809	72	1 LAP	1:27.413	22	40.143	1:24.392
68	3 LAPS	1:33.646	40	1 LAP	1:27.185	22	34.461	1:24.253	22	38.500	1:26.451	36	42.133	1:24.181
40	1 LAP	1:27.403	2	32.569	1:25.482	76	1 LAP	1:27.904	36	40.701	1:26.324	72	1 LAP	1:29.160
85	4 LAPS	1:40.099	22	32.724	1:25.183	2	35.997	1:25.944	2	41.894	1:28.309	67	3 LAPS	3:02.581P
2	30.122	1:24.164	36	34.395	1:27.015	40	1 LAP	1:28.480	76	1 LAP	1:29.256	2	45.525	1:26.380
36	30.415	1:25.928	97	3 LAPS	1:32.841	36	36.789	1:24.910	40	1 LAP	1:28.564	38	2 LAPS	1:32.566
22	30.576	1:24.258	92	4 LAPS	1:36.533	91	3 LAPS	1:33.321	23	2 LAPS	1:38.663	76	1 LAP	1:26.941
26	43.853	1:24.794	68	3 LAPS	1:32.888	97	3 LAPS	1:33.764	75	6 LAPS	1:45.305	40	1 LAP	1:26.828
84	3 LAPS	1:35.833	85	4 LAPS	1:37.971	68	3 LAPS	1:32.951	91	3 LAPS	1:32.685	23	2 LAPS	1:27.031
21	48.867	1:24.526	26	44.291	1:23.473	26	46.947	1:25.172	26	48.800	1:24.265	26	51.151	1:25.100
94	3 LAPS	1:34.038	21	50.184	1:24.352	92	4 LAPS	1:36.549	21	55.473	1:24.835	21	57.405	1:24.681
59	5 LAPS	1:36.611	84	3 LAPS	1:33.636	21	53.050	1:25.382	97	3 LAPS	1:34.169	91	3 LAPS	1:33.938
33	1:00.635	1:25.378	33	1:03.109	1:25.509	85	4 LAPS	1:36.535	68	3 LAPS	1:35.215	97	3 LAPS	1:33.223
54	1 LAP	1:30.461	94	3 LAPS	1:34.775	33	1:06.453	1:25.860	92	4 LAPS	1:35.918	75	6 LAPS	1:44.888
80	1:18.633	1:28.059	59	5 LAPS	1:36.047	84	3 LAPS	1:33.229	33	1:08.009	1:23.968	68	3 LAPS	1:32.081
99	3 LAPS	1:35.014	54	1 LAP	1:29.066	94	3 LAPS	1:33.960	85	4 LAPS	1:36.058	33	1:10.677	1:25.417
			80	1:21.549	1:25.951				84	3 LAPS	1:34.865	92	4 LAPS	1:36.651

Weather/Track:Changeable

Thruxton
 Circuit Length = 2.3560 miles.
 Start: 16:26 End: 18:27

EERC BRITCAR ENDURANCE SERIES

LAP CHART - RACE 6

(contd.)

Lap 36			Lap 37			Lap 38			Lap 39			Lap 40		
No	Behind	Laptime	No	Behind	Laptime	No	Behind	Laptime	No	Behind	Laptime	No	Behind	Laptime
1		1:22.658	1		1:25.373	1		1:29.776	1		1:27.673	1		1:24.677
85	5 LAPS	1:35.890	75	7 LAPS	1:45.596	97	4 LAPS	1:38.715	91	4 LAPS	1:36.723	99	5 LAPS	1:40.869
80	1 LAP	1:26.230	92	5 LAPS	1:37.137	68	4 LAPS	1:37.427	97	4 LAPS	1:35.305	91	4 LAPS	1:34.701
84	4 LAPS	1:34.021	80	1 LAP	1:26.966	80	1 LAP	1:28.641	68	4 LAPS	1:35.407	80	1 LAP	1:28.110
54	2 LAPS	1:27.708	85	5 LAPS	1:36.921	92	5 LAPS	1:41.121	80	1 LAP	1:29.674	97	4 LAPS	1:34.756
12	4 LAPS	1:25.981	54	2 LAPS	1:30.280	54	2 LAPS	1:31.612	54	2 LAPS	1:30.896	68	4 LAPS	1:34.667
94	4 LAPS	1:33.608	84	4 LAPS	1:35.918	12	4 LAPS	1:31.249	12	4 LAPS	1:32.415	54	2 LAPS	1:29.602
61	6 LAPS	1:27.464	12	4 LAPS	1:28.406	85	5 LAPS	1:41.086	92	5 LAPS	1:40.778	12	4 LAPS	1:27.531
59	6 LAPS	1:35.888	61	6 LAPS	1:31.754	75	7 LAPS	1:53.337	61	6 LAPS	1:29.606	61	6 LAPS	1:30.194
22	41.845	1:24.360	94	4 LAPS	1:37.410	84	4 LAPS	1:40.242	85	5 LAPS	1:39.983	92	5 LAPS	1:39.529
36	45.470	1:25.995	59	6 LAPS	1:36.320	61	6 LAPS	1:31.810	84	4 LAPS	1:37.861	2	47.628	1:24.807
2	48.496	1:25.629	22	45.939	1:29.467	94	4 LAPS	1:42.322	2	47.498	1:27.334	23	2 LAPS	1:26.197
62	2 LAPS	1:32.523	36	48.273	1:28.176	2	47.837	1:28.216	36	47.686	1:26.981	85	5 LAPS	1:37.816
72	1 LAP	1:27.545	2	49.397	1:26.274	36	48.378	1:29.881	23	2 LAPS	1:26.110	36	51.055	1:28.046
99	4 LAPS	1:37.343	72	1 LAP	1:28.143	22	49.713	1:33.550	75	7 LAPS	1:50.715	84	4 LAPS	1:38.012
23	2 LAPS	1:27.748	23	2 LAPS	1:26.312	23	2 LAPS	1:25.923	22	52.633	1:30.593	22	54.300	1:26.344
40	1 LAP	1:30.134	26	57.572	1:27.980	59	6 LAPS	1:40.446	72	1 LAP	1:29.553	72	1 LAP	1:28.203
26	54.965	1:26.472	40	1 LAP	1:29.373	62	3 LAPS	2:58.007P	26	57.809	1:27.357	26	58.693	1:25.561
76	1 LAP	1:32.474	76	1 LAP	1:30.421	72	1 LAP	1:28.758	94	4 LAPS	1:38.245	21	1:00.471	1:25.692
38	2 LAPS	1:34.044	21	1:02.530	1:27.798	26	58.125	1:30.329	21	59.456	1:26.983	40	1 LAP	1:30.059
67	3 LAPS	1:34.906	38	2 LAPS	1:36.655	40	1 LAP	1:30.276	40	1 LAP	1:29.198	76	1 LAP	1:28.638
21	1:00.105	1:25.358	99	4 LAPS	1:43.574	21	1:00.146	1:27.392	59	6 LAPS	1:39.844	94	4 LAPS	1:37.861
91	3 LAPS	1:35.846	67	3 LAPS	1:37.486	76	1 LAP	1:31.734	76	1 LAP	1:29.589	33	1 LAP	1:25.118
33	1:17.417	1:29.398	91	3 LAPS	1:37.013	33	1 LAP	2:48.434P	62	3 LAPS	1:42.800	62	3 LAPS	1:33.422
97	3 LAPS	1:34.239				99	4 LAPS	1:44.265	33	1 LAP	1:32.051	59	6 LAPS	1:38.700
68	3 LAPS	1:35.262							38	3 LAPS	3:09.858P	75	7 LAPS	1:50.283

Weather/Track:Changeable

Thruxton
 Circuit Length = 2.3560 miles.
 Start: 16:26 End: 18:27

**EERC BRITCAR ENDURANCE SERIES
LAP CHART - RACE 6**

(contd.)

Lap 41			Lap 42			Lap 43			Lap 44			Lap 45		
No	Behind	Laptime	No	Behind	Laptime	No	Behind	Laptime	No	Behind	Laptime	No	Behind	Laptime
1		1:23.516	1		1:24.062	1		1:23.763	1		1:27.749	1		1:26.067
38	4 LAPS	1:40.063	75	8 LAPS	1:46.929	62	4 LAPS	1:28.802	61	8 LAPS	1:41.865	97	6 LAPS	3:34.484P
80	1 LAP	1:26.494	80	1 LAP	1:26.450	94	5 LAPS	1:36.393	62	4 LAPS	1:29.823	76	2 LAPS	1:30.777
99	5 LAPS	1:38.131	38	4 LAPS	1:32.348	91	6 LAPS	4:15.584P	85	6 LAPS	1:40.961	62	4 LAPS	1:31.991
97	4 LAPS	1:34.694	54	2 LAPS	1:29.897	80	1 LAP	1:27.465	92	6 LAPS	1:42.179	61	8 LAPS	1:34.886
68	4 LAPS	1:34.935	99	5 LAPS	1:37.857	59	8 LAPS	3:21.217P	84	5 LAPS	1:40.208	85	6 LAPS	1:38.005
12	4 LAPS	1:25.468	97	4 LAPS	1:36.673	38	4 LAPS	1:31.086	94	5 LAPS	1:35.942	92	6 LAPS	1:40.656
54	2 LAPS	1:30.630	2	53.573	1:27.657	54	2 LAPS	1:29.897	80	1 LAP	1:27.090	80	1 LAP	1:29.448
2	49.978	1:25.866	12	4 LAPS	1:44.846	75	8 LAPS	2:01.321P	38	4 LAPS	1:31.286	84	5 LAPS	1:44.845
23	2 LAPS	1:25.485	23	2 LAPS	1:25.794	23	2 LAPS	1:27.068	91	6 LAPS	1:45.792	94	5 LAPS	1:37.111
36	53.154	1:25.615	36	55.167	1:26.075	2	57.620	1:27.810	67	9 LAPS	9:33.425P	38	4 LAPS	1:33.246
22	55.635	1:24.851	22	56.893	1:25.320	36	57.922	1:26.518	59	8 LAPS	1:43.155	91	6 LAPS	1:36.718
92	5 LAPS	1:39.517	21	1:05.868	1:26.980	12	4 LAPS	1:29.848	54	2 LAPS	1:29.759	54	2 LAPS	1:34.262
21	1:02.950	1:25.995	72	1 LAP	1:27.737	99	5 LAPS	1:42.632	23	2 LAPS	1:26.355	59	8 LAPS	1:40.841
72	1 LAP	1:30.660	61	7 LAPS	3:21.717P	22	1:00.709	1:27.579	36	57.432	1:27.259	23	2 LAPS	1:27.705
85	5 LAPS	1:37.978	40	1 LAP	1:28.158	68	5 LAPS	3:17.675P	22	1:00.298	1:27.338	36	59.196	1:27.831
84	4 LAPS	1:38.141	26	1 LAP	3:05.055P	21	1:08.973	1:26.868	12	4 LAPS	1:28.862	67	9 LAPS	1:45.116
40	1 LAP	1:28.027	92	5 LAPS	1:38.712	72	1 LAP	1:27.252	33	1 LAP	1:24.842	22	1:06.285	1:32.054
76	1 LAP	1:27.766	33	1 LAP	1:24.945	33	1 LAP	1:24.087	68	5 LAPS	1:43.594	12	4 LAPS	1:32.118
33	1 LAP	1:23.492	85	5 LAPS	1:35.965	40	1 LAP	1:28.299	40	1 LAP	1:29.635	33	1 LAP	1:25.315
62	3 LAPS	1:29.098	76	1 LAP	1:28.994	26	1 LAP	1:31.128	26	1 LAP	1:28.170	40	1 LAP	1:29.789
94	4 LAPS	1:34.827	84	4 LAPS	1:37.950	76	1 LAP	1:30.590				26	1 LAP	1:27.595

Weather/Track:Changeable

Thruxton
Circuit Length = 2.3560 miles.
Start: 16:26 End: 18:27

EERC BRITCAR ENDURANCE SERIES

LAP CHART - RACE 6

(contd.)

Lap 46			Lap 47			Lap 48			Lap 49			Lap 50		
No	Behind	Laptime	No	Behind	Laptime	No	Behind	Laptime	No	Behind	Laptime	No	Behind	Laptime
1		1:26.924	1		1:24.652	1		1:27.531	1		1:40.611P	36		1:24.150
68	6 LAPS	1:37.224	40	2 LAPS	1:28.928	40	2 LAPS	1:28.472	67	10 LAPS	1:37.552	38	4 LAPS	1:27.293
76	2 LAPS	1:29.621	76	2 LAPS	1:30.091	67	10 LAPS	1:40.358	76	2 LAPS	1:28.694	75	10 LAPS	1:31.142
62	4 LAPS	1:31.063	68	6 LAPS	1:35.395	76	2 LAPS	1:29.479	62	4 LAPS	1:28.210	33	1 LAP	1:24.828
61	8 LAPS	1:32.862	62	4 LAPS	1:29.260	68	6 LAPS	1:33.345	68	6 LAPS	1:33.629	85	6 LAPS	1:34.744
97	6 LAPS	1:50.679	61	8 LAPS	1:31.215	62	4 LAPS	1:28.983	80	1 LAP	1:26.006	97	6 LAPS	1:35.607
80	1 LAP	1:27.256	80	1 LAP	1:25.878	80	1 LAP	1:25.991	61	8 LAPS	1:29.771	12	4 LAPS	1:26.164
85	6 LAPS	1:38.518	97	6 LAPS	1:40.440	61	8 LAPS	1:32.753	2	2 LAPS	1:22.446	22	15.280	1:25.980
75	10 LAPS	3:57.064P	85	6 LAPS	1:37.376	92	7 LAPS	2:53.710P	23	2 LAPS	1:25.653	26	1 LAP	1:24.300
2	2 LAPS	3:56.900P	75	10 LAPS	1:37.726	2	2 LAPS	1:28.172	75	10 LAPS	1:31.919	92	7 LAPS	1:43.875
92	6 LAPS	1:39.346	2	2 LAPS	1:35.823	85	6 LAPS	1:35.810	36	44.725	1:27.381	40	1 LAP	1:29.559
94	5 LAPS	1:37.278	38	4 LAPS	1:30.874	75	10 LAPS	1:34.969	38	4 LAPS	1:33.376	21	2 LAPS	1:32.790
99	7 LAPS	4:01.752P	94	5 LAPS	1:36.481	97	6 LAPS	1:38.950	85	6 LAPS	1:36.910	91	6 LAPS	1:37.715
38	4 LAPS	1:32.531	23	2 LAPS	1:26.674	38	4 LAPS	1:29.280	97	6 LAPS	1:35.627	54	3 LAPS	3:22.256P
84	5 LAPS	1:45.045	36	1:02.013	1:26.532	23	2 LAPS	1:24.246	92	7 LAPS	1:55.666	76	1 LAP	1:29.090
72	3 LAPS	4:05.442P	91	6 LAPS	1:38.352	36	57.955	1:23.473	33	1 LAP	1:23.523	72	3 LAPS	1:31.346
91	6 LAPS	1:36.131	22	1:10.929	1:28.271	94	5 LAPS	1:34.574	94	5 LAPS	1:33.936	99	7 LAPS	1:37.628
21	2 LAPS	4:09.208P	99	7 LAPS	1:54.565	22	1:09.221	1:25.823	12	4 LAPS	1:24.640	67	9 LAPS	1:30.997
23	2 LAPS	1:27.541	54	2 LAPS	1:32.665	33	1 LAP	1:24.942	22	58.175	1:29.565	62	3 LAPS	1:27.468
36	1:00.133	1:27.861	33	1 LAP	1:26.345	54	2 LAPS	1:29.427	26	1 LAP	1:23.653	59	8 LAPS	1:35.297
54	2 LAPS	1:34.300	12	4 LAPS	1:28.531	12	4 LAPS	1:26.829	91	6 LAPS	1:35.041	2	1 LAP	1:22.304
22	1:07.310	1:27.949	21	2 LAPS	1:45.344	91	6 LAPS	1:37.417	21	2 LAPS	1:32.002	68	5 LAPS	1:31.341
59	8 LAPS	1:40.116	59	8 LAPS	1:39.685	26	1 LAP	1:23.047	40	1 LAP	1:27.040	61	7 LAPS	1:28.959
12	4 LAPS	1:30.522	72	3 LAPS	1:54.854	21	2 LAPS	1:33.548	99	7 LAPS	1:39.007	1	1:21.844	3:30.719
33	1 LAP	1:24.752	26	1 LAP	1:26.823	99	7 LAPS	1:42.931	76	1 LAP	1:29.718	23	1 LAP	1:24.337
67	9 LAPS	1:40.602				40	1 LAP	1:26.602	72	3 LAPS	1:34.718			
26	1 LAP	1:25.907				59	8 LAPS	1:38.548	67	9 LAPS	1:31.677			
						72	3 LAPS	1:38.615	59	8 LAPS	1:36.799			
									62	3 LAPS	1:27.684			
									68	5 LAPS	1:31.865			
									2	1 LAP	1:21.099			
									61	7 LAPS	1:30.584			
									23	1 LAP	1:24.827			

Weather/Track:Changeable

Thruxton
 Circuit Length = 2.3560 miles.
 Start: 16:26 End: 18:27

EERC BRITCAR ENDURANCE SERIES

LAP CHART - RACE 6

(contd.)

Lap 51			Lap 52			Lap 53			Lap 54			Lap 55		
No	Behind	Laptime	No	Behind	Laptime	No	Behind	Laptime	No	Behind	Laptime	No	Behind	Laptime
36		1:23.621	36		1:23.335	1		1:22.520	1		1:23.226	1		1:24.100
33	1 LAP	1:22.498	94	7 LAPS	4:04.164P	91	6 LAPS	1:38.102	36	1 LAP	4:10.839P	62	3 LAPS	1:29.205
38	4 LAPS	1:28.767	33	1 LAP	1:22.912	23	1 LAP	1:24.566	54	3 LAPS	1:30.011	22	1 LAP	1:39.095
75	10 LAPS	1:29.451	38	4 LAPS	1:27.766	68	5 LAPS	1:31.166	23	1 LAP	1:26.025	67	10 LAPS	1:36.495
12	4 LAPS	1:26.492	75	10 LAPS	1:29.249	33	11.946	1:25.010	72	3 LAPS	1:34.148	23	1 LAP	1:26.199
22	18.337	1:26.678	12	4 LAPS	1:24.830	59	8 LAPS	1:37.395	92	7 LAPS	1:39.962	36	1 LAP	1:31.788
26	1 LAP	1:25.279	22	19.986	1:24.984	99	7 LAPS	1:39.418	33	13.261	1:24.541	33	12.975	1:23.814
97	6 LAPS	1:35.676	26	1 LAP	1:22.635	26	26.951	1:25.175	91	6 LAPS	1:37.013	54	3 LAPS	1:32.336
80	2 LAPS	3:50.268P	97	6 LAPS	1:34.821	38	3 LAPS	1:30.603	85	8 LAPS	1:46.809	72	3 LAPS	1:33.630
40	1 LAP	1:27.639	40	1 LAP	1:27.348	12	3 LAPS	1:27.826	68	5 LAPS	1:33.679	92	7 LAPS	1:36.072
92	7 LAPS	1:40.833	80	2 LAPS	1:40.616	75	9 LAPS	1:30.718	26	27.647	1:23.922	26	27.787	1:24.240
21	2 LAPS	1:33.716	92	7 LAPS	1:39.145	94	6 LAPS	1:38.140	59	8 LAPS	1:35.782	68	5 LAPS	1:31.453
91	6 LAPS	1:35.787	2	1 LAP	1:24.406	61	7 LAPS	1:56.897	12	3 LAPS	1:27.295	91	6 LAPS	1:37.901
76	1 LAP	1:29.821	76	1 LAP	1:31.724	40	1 LAP	2:46.245P	99	7 LAPS	1:36.906	85	8 LAPS	1:37.363
62	3 LAPS	1:30.134	62	3 LAPS	1:28.524	2	1:02.484	1:21.739	38	3 LAPS	1:29.575	12	3 LAPS	1:26.497
2	1 LAP	1:23.789	91	6 LAPS	1:37.597	80	1 LAP	1:32.029	75	9 LAPS	1:29.973	38	3 LAPS	1:27.791
72	3 LAPS	1:32.558	72	3 LAPS	1:31.484	97	5 LAPS	1:37.779	94	6 LAPS	1:33.567	59	8 LAPS	1:36.237
67	9 LAPS	1:32.727	67	9 LAPS	1:31.625	22	1:12.694	3:36.518P	61	7 LAPS	1:34.868	99	7 LAPS	1:36.391
54	3 LAPS	1:41.711	54	3 LAPS	1:31.117	67	9 LAPS	2:51.432P	2	59.822	1:20.564	75	9 LAPS	1:29.584
99	7 LAPS	1:39.283	1	1:21.290	1:24.818	62	2 LAPS	1:28.281	40	1 LAP	1:37.587	76	2 LAPS	3:46.979P
59	8 LAPS	1:35.726	68	5 LAPS	1:32.161				80	1 LAP	1:30.425	94	6 LAPS	1:32.942
68	5 LAPS	1:31.211	23	1 LAP	1:25.134				97	5 LAPS	1:35.639	61	7 LAPS	1:29.994
61	7 LAPS	1:28.596	99	7 LAPS	1:38.817							2	56.876	1:21.154
1	1:19.807	1:21.584	61	7 LAPS	1:33.133							40	1 LAP	1:31.437
23	1 LAP	1:24.406	59	8 LAPS	1:38.138							80	1 LAP	1:28.860
			33	1:30.746	1:23.450									
			94	6 LAPS	1:39.361									
			38	3 LAPS	1:27.877									
			26	1:45.586	1:24.007									
			12	3 LAPS	1:26.356									
			75	9 LAPS	1:30.138									
			97	5 LAPS	1:36.819									
			80	1 LAP	1:32.157									
			2	2:24.555	1:21.361									
			62	2 LAPS	1:28.611									
			92	6 LAPS	1:37.847									
			76	2:36.958	1:31.795									
			85	7 LAPS	5:14.736P									
			72	2 LAPS	1:31.609									
			54	2 LAPS	1:30.563									

Weather/Track:Changeable

Thruxton
 Circuit Length = 2.3560 miles.
 Start: 16:26 End: 18:27

EERC BRITCAR ENDURANCE SERIES

LAP CHART - RACE 6

(contd.)

Lap 56			Lap 57			Lap 58			Lap 59			Lap 60		
No	Behind	Laptime	No	Behind	Laptime	No	Behind	Laptime	No	Behind	Laptime	No	Behind	Laptime
1		1:22.264	1		1:22.443	1		1:23.178	1		1:23.638	1		1:25.490
62	3 LAPS	1:31.252	80	2 LAPS	1:28.997	40	2 LAPS	1:32.601	75	11 LAPS	3:16.156P	61	8 LAPS	1:32.592
97	6 LAPS	1:37.106	36	1 LAP	1:23.421	80	2 LAPS	1:29.011	59	9 LAPS	1:37.056	59	9 LAPS	1:35.885
22	1 LAP	1:33.045	62	3 LAPS	1:29.390	36	1 LAP	1:22.658	99	8 LAPS	1:37.495	75	11 LAPS	1:35.463
36	1 LAP	1:26.171	33	18.409	1:25.256	33	17.639	1:22.408	21	8 LAPS	1:36.344	36	1 LAP	1:23.840
33	15.596	1:24.885	22	1 LAP	1:31.248	62	3 LAPS	1:28.655	94	7 LAPS	1:34.950	21	8 LAPS	1:31.193
67	10 LAPS	1:31.448	67	10 LAPS	1:30.693	22	1 LAP	1:30.995	40	2 LAPS	1:31.701	33	14.731	1:23.598
54	3 LAPS	1:30.949	97	6 LAPS	1:37.508	26	32.272	1:24.477	36	1 LAP	1:23.163	99	8 LAPS	1:37.157
72	3 LAPS	1:30.390	26	30.973	1:23.570	67	10 LAPS	1:29.820	80	2 LAPS	1:30.114	94	7 LAPS	1:35.000
26	29.846	1:24.323	54	3 LAPS	1:32.413	97	6 LAPS	1:35.022	33	16.623	1:22.622	40	2 LAPS	1:30.652
92	7 LAPS	1:35.906	72	3 LAPS	1:31.166	54	3 LAPS	1:30.739	62	3 LAPS	1:29.347	80	2 LAPS	1:30.373
68	5 LAPS	1:30.554	12	3 LAPS	1:27.592	72	3 LAPS	1:31.002	26	30.981	1:22.347	26	28.935	1:23.444
12	3 LAPS	1:26.659	68	5 LAPS	1:33.012	12	3 LAPS	1:24.699	67	10 LAPS	1:30.110	62	3 LAPS	1:27.703
38	3 LAPS	1:28.484	92	7 LAPS	1:36.773	38	3 LAPS	1:27.350	12	3 LAPS	1:26.759	67	10 LAPS	1:29.828
85	8 LAPS	1:35.155	38	3 LAPS	1:28.195	68	5 LAPS	1:30.837	54	3 LAPS	1:34.042	12	3 LAPS	1:25.205
91	6 LAPS	1:42.298	23	2 LAPS	3:32.750P	2	58.516	1:23.042	97	6 LAPS	1:36.014	54	3 LAPS	1:31.850
75	9 LAPS	1:31.136	2	58.652	1:23.622	92	7 LAPS	1:36.719	72	3 LAPS	1:32.249	2	58.749	1:25.314
59	8 LAPS	1:35.285	85	8 LAPS	1:34.459	23	2 LAPS	1:28.448	2	58.925	1:24.047	97	6 LAPS	1:35.315
2	57.473	1:22.861	76	2 LAPS	1:26.634	76	2 LAPS	1:25.976	38	3 LAPS	1:28.786	72	3 LAPS	1:34.672
76	2 LAPS	1:28.490	59	8 LAPS	1:36.988	85	8 LAPS	1:34.447	68	5 LAPS	1:32.144	38	3 LAPS	1:27.313
99	7 LAPS	1:36.701	61	7 LAPS	1:31.827	61	7 LAPS	1:30.314	23	2 LAPS	1:25.243	23	2 LAPS	1:24.719
61	7 LAPS	1:31.001	99	7 LAPS	1:36.065				76	2 LAPS	1:26.610	68	5 LAPS	1:30.960
94	6 LAPS	1:34.921	21	7 LAPS	10:09.003P				92	7 LAPS	1:37.496	76	2 LAPS	1:26.171
40	1 LAP	1:33.618	94	6 LAPS	1:36.398				85	8 LAPS	1:33.810			

Weather/Track:Changeable

Thruxton
 Circuit Length = 2.3560 miles.
 Start: 16:26 End: 18:27

EERC BRITCAR ENDURANCE SERIES

LAP CHART - RACE 6

(contd.)

Lap 61			Lap 62			Lap 63			Lap 64			Lap 65		
No	Behind	Laptime	No	Behind	Laptime	No	Behind	Laptime	No	Behind	Laptime	No	Behind	Laptime
1		1:24.211	1		1:23.970	1		1:22.880	1		1:22.477	1		1:22.304
92	8 LAPS	1:36.171	36	1 LAP	1:24.055	68	6 LAPS	1:30.996	76	3 LAPS	1:27.681	54	4 LAPS	1:30.325
85	9 LAPS	1:35.466	33	15.270	1:25.428	97	7 LAPS	1:34.662	72	4 LAPS	1:30.142	76	3 LAPS	1:29.367
61	8 LAPS	1:29.939	85	9 LAPS	1:34.254	33	15.719	1:23.329	68	6 LAPS	1:31.324	72	4 LAPS	1:29.596
36	1 LAP	1:23.904	92	8 LAPS	1:37.267	36	1 LAP	1:36.440	33	15.987	1:22.745	33	16.167	1:22.484
33	13.812	1:23.292	61	8 LAPS	1:31.901	26	29.666	1:23.198	97	7 LAPS	1:36.051	68	6 LAPS	1:31.315
21	8 LAPS	1:29.943	21	8 LAPS	1:29.205	85	9 LAPS	1:36.730	36	1 LAP	1:23.175	36	1 LAP	1:23.093
75	11 LAPS	1:32.808	75	11 LAPS	1:30.048	61	8 LAPS	1:36.463	26	29.175	1:21.986	26	29.097	1:22.226
59	9 LAPS	1:36.955	26	29.348	1:24.155	21	8 LAPS	1:29.636	21	8 LAPS	1:30.959	97	7 LAPS	1:37.695
40	2 LAPS	1:30.279	40	2 LAPS	1:29.930	92	8 LAPS	1:38.944	75	11 LAPS	1:30.767	59	11 LAPS	4:03.576P
94	7 LAPS	1:33.062	80	2 LAPS	1:30.220	75	11 LAPS	1:29.942	85	9 LAPS	1:35.719	21	8 LAPS	1:29.603
26	29.163	1:24.439	62	3 LAPS	1:27.624	40	2 LAPS	1:30.804	61	8 LAPS	1:34.796	75	11 LAPS	1:29.890
80	2 LAPS	1:32.256	59	9 LAPS	1:37.055	80	2 LAPS	1:29.121	92	8 LAPS	1:34.958	62	3 LAPS	1:28.643
99	8 LAPS	1:37.978	94	7 LAPS	1:35.213	62	3 LAPS	1:27.634	62	3 LAPS	1:28.008	85	9 LAPS	1:33.510
62	3 LAPS	1:27.542	99	8 LAPS	1:35.290	12	4 LAPS	2:39.938P	80	2 LAPS	1:28.778	80	2 LAPS	1:28.707
67	10 LAPS	1:28.913	67	10 LAPS	1:27.961	94	7 LAPS	1:34.151	40	2 LAPS	1:30.838	12	4 LAPS	1:25.613
12	3 LAPS	1:25.578	2	55.266	1:22.205	99	8 LAPS	1:34.579	12	4 LAPS	1:30.571	61	8 LAPS	1:34.128
2	57.031	1:22.493	23	2 LAPS	1:25.987	2	55.465	1:23.079	2	55.414	1:22.426	2	56.091	1:22.981
54	3 LAPS	1:32.330	38	3 LAPS	1:27.700	67	10 LAPS	1:29.070	94	7 LAPS	1:33.724	92	8 LAPS	1:35.187
23	2 LAPS	1:27.044	54	3 LAPS	1:31.958	23	2 LAPS	1:25.444	67	10 LAPS	1:28.830	67	10 LAPS	1:28.846
38	3 LAPS	1:30.875	76	2 LAPS	1:27.848	38	3 LAPS	1:27.808	99	8 LAPS	1:37.469	94	7 LAPS	1:33.716
72	3 LAPS	1:34.619	72	3 LAPS	1:30.806	54	3 LAPS	1:29.616	23	2 LAPS	1:25.284	40	2 LAPS	1:52.165P
76	2 LAPS	1:28.420							38	3 LAPS	1:27.372	23	2 LAPS	1:25.991
97	6 LAPS	1:38.414												
68	5 LAPS	1:31.382												

Weather/Track:Changeable

Thruxton
 Circuit Length = 2.3560 miles.
 Start: 16:26 End: 18:27

EERC BRITCAR ENDURANCE SERIES

LAP CHART - RACE 6

(contd.)

Lap 66			Lap 67			Lap 68			Lap 69			Lap 70		
No	Behind	Laptime	No	Behind	Laptime	No	Behind	Laptime	No	Behind	Laptime	No	Behind	Laptime
1		1:23.002	1		1:22.345	1		1:23.023	1		1:24.007	1		1:23.416
99	9 LAPS	1:36.942	94	8 LAPS	1:34.183	94	8 LAPS	1:33.275	67	11 LAPS	1:29.948	97	8 LAPS	1:37.984
38	4 LAPS	1:28.446	40	3 LAPS	1:34.199	40	3 LAPS	1:29.975	85	10 LAPS	1:35.115	67	11 LAPS	1:29.386
54	4 LAPS	1:31.638	38	4 LAPS	1:27.668	38	4 LAPS	1:27.217	92	9 LAPS	1:34.954	59	12 LAPS	1:36.055
33	15.647	1:22.482	99	9 LAPS	1:36.260	33	16.982	1:23.348	33	17.787	1:24.812	85	10 LAPS	1:34.012
72	4 LAPS	1:29.953	33	16.657	1:23.355	99	9 LAPS	1:36.281	40	3 LAPS	1:30.150	33	17.227	1:22.856
76	3 LAPS	1:42.506	54	4 LAPS	1:32.123	26	31.405	1:24.361	94	8 LAPS	1:34.507	92	9 LAPS	1:35.342
68	6 LAPS	1:32.494	72	4 LAPS	1:29.675	54	4 LAPS	1:32.521	26	30.548	1:23.150	40	3 LAPS	1:31.383
36	1 LAP	1:23.499	26	30.067	1:23.329	36	1 LAP	1:24.200	36	1 LAP	1:24.859	26	30.003	1:22.871
26	29.083	1:22.988	36	1 LAP	1:26.829	72	4 LAPS	1:33.008	99	9 LAPS	1:34.898	94	8 LAPS	1:34.445
97	7 LAPS	1:38.143	76	3 LAPS	1:30.657	76	3 LAPS	1:28.002	54	4 LAPS	1:30.685	36	1 LAP	1:23.587
21	8 LAPS	1:27.744	2	59.864	1:24.843	2	58.785	1:21.944	72	4 LAPS	1:30.135	54	4 LAPS	1:31.264
59	11 LAPS	1:44.250	21	8 LAPS	1:29.957	21	8 LAPS	1:27.795	76	3 LAPS	1:28.265	76	3 LAPS	1:28.442
2	57.366	1:24.277	12	4 LAPS	1:25.866	12	4 LAPS	1:25.623	2	56.693	1:21.915	72	4 LAPS	1:32.259
75	11 LAPS	1:30.662	97	7 LAPS	1:38.874	68	7 LAPS	3:25.878P	12	4 LAPS	1:25.392	99	9 LAPS	1:37.440
62	3 LAPS	1:28.287	62	3 LAPS	1:27.837	62	3 LAPS	1:29.264	21	8 LAPS	1:28.071	2	54.699	1:21.422
12	4 LAPS	1:26.676	75	11 LAPS	1:30.797	23	3 LAPS	2:36.480P	62	3 LAPS	1:28.289	12	4 LAPS	1:24.693
80	2 LAPS	1:29.306	80	2 LAPS	1:28.596	75	11 LAPS	1:30.370	80	2 LAPS	1:28.455	21	8 LAPS	1:27.472
85	9 LAPS	1:34.821	59	11 LAPS	1:38.544	80	2 LAPS	1:29.567	23	3 LAPS	1:32.106	62	3 LAPS	1:27.974
92	8 LAPS	1:35.012	85	9 LAPS	1:34.137	97	7 LAPS	1:36.443	75	11 LAPS	1:31.765	80	2 LAPS	1:27.650
67	10 LAPS	1:27.932	67	10 LAPS	1:27.864	59	11 LAPS	1:35.629	68	7 LAPS	1:38.217			
23	2 LAPS	1:25.866	92	8 LAPS	1:35.408				38	4 LAPS	2:33.760P			

Weather/Track:Changeable

Thruxton
 Circuit Length = 2.3560 miles.
 Start: 16:26 End: 18:27

EERC BRITCAR ENDURANCE SERIES

LAP CHART - RACE 6

(contd.)

Lap 71			Lap 72			Lap 73			Lap 74			Lap 75		
No	Behind	Laptime	No	Behind	Laptime	No	Behind	Laptime	No	Behind	Laptime	No	Behind	Laptime
1		1:23.742	1		1:21.906	1		1:21.528	1		1:21.618	1		1:22.799
23	4 LAPS	1:29.172	62	4 LAPS	1:28.270	21	9 LAPS	1:28.896	94	9 LAPS	1:40.648	12	5 LAPS	1:27.838
75	12 LAPS	1:30.218	80	3 LAPS	1:28.018	62	4 LAPS	1:27.844	21	9 LAPS	1:28.460	76	4 LAPS	1:32.197
68	8 LAPS	1:30.894	23	4 LAPS	1:29.067	80	3 LAPS	1:26.691	62	4 LAPS	1:27.008	33	1 LAP	2:38.921P
67	11 LAPS	1:31.403	75	12 LAPS	1:29.503	23	4 LAPS	1:27.612	99	10 LAPS	1:38.166	21	9 LAPS	1:27.782
33	18.189	1:24.704	68	8 LAPS	1:30.358	75	12 LAPS	1:29.904	80	3 LAPS	1:26.708	94	9 LAPS	1:40.694
38	5 LAPS	1:42.977	33	19.623	1:23.340	33	20.926	1:22.831	36	2 LAPS	2:21.968P	62	4 LAPS	1:27.857
97	8 LAPS	1:38.088	67	11 LAPS	1:29.990	68	8 LAPS	1:31.140	23	4 LAPS	1:27.383	80	3 LAPS	1:27.547
59	12 LAPS	1:35.810	38	5 LAPS	1:33.782	67	11 LAPS	1:29.259	75	12 LAPS	1:30.895	23	4 LAPS	1:28.013
85	10 LAPS	1:34.678	26	33.403	1:24.572	26	37.170	1:25.295	68	8 LAPS	1:31.163	36	2 LAPS	1:31.732
26	30.737	1:24.476	97	8 LAPS	1:37.290	38	5 LAPS	1:33.626	26	39.129	1:23.577	99	10 LAPS	1:38.748
92	9 LAPS	1:35.469	59	12 LAPS	1:35.163	97	8 LAPS	1:37.550	67	11 LAPS	1:29.175	75	12 LAPS	1:30.315
40	3 LAPS	1:31.085	36	1 LAP	1:25.790	85	10 LAPS	1:35.351	38	5 LAPS	1:32.787	26	39.639	1:23.309
36	1 LAP	1:23.811	85	10 LAPS	1:34.060	40	3 LAPS	1:30.752	40	3 LAPS	1:31.112	68	8 LAPS	1:33.791
94	8 LAPS	1:35.592	40	3 LAPS	1:31.069	59	12 LAPS	1:38.048	2	1:04.019	1:25.597	67	11 LAPS	1:28.627
76	3 LAPS	1:29.115	92	9 LAPS	1:37.515	2	1:00.040	1:24.142	97	8 LAPS	1:35.408	38	5 LAPS	1:32.111
2	54.595	1:23.638	2	57.426	1:24.737	92	9 LAPS	1:35.514	85	10 LAPS	1:35.397	2	1:06.838	1:25.618
54	4 LAPS	1:31.574	76	3 LAPS	1:29.754	54	4 LAPS	1:31.451	59	12 LAPS	1:35.462	40	3 LAPS	1:31.193
72	4 LAPS	1:30.702	54	4 LAPS	1:29.012	72	4 LAPS	1:32.346	92	9 LAPS	1:34.987	85	10 LAPS	1:33.573
99	9 LAPS	1:37.046	94	8 LAPS	1:39.685	76	3 LAPS	1:35.500	54	4 LAPS	1:30.313	97	8 LAPS	1:34.629
12	4 LAPS	1:24.618	72	4 LAPS	1:29.194	12	4 LAPS	1:27.404	72	4 LAPS	1:29.009	59	12 LAPS	1:34.718
21	8 LAPS	1:28.548	12	4 LAPS	1:24.923									
			99	9 LAPS	1:35.921									

Weather/Track:Changeable

Thruxton
 Circuit Length = 2.3560 miles.
 Start: 16:26 End: 18:27

EERC BRITCAR ENDURANCE SERIES

LAP CHART - RACE 6

(contd.)

Lap 76			Lap 77			Lap 78			Lap 79			Lap 80		
No	Behind	Laptime	No	Behind	Laptime	No	Behind	Laptime	No	Behind	Laptime	No	Behind	Laptime
1		1:22.688	1		1:24.307	1		1:23.365	1		1:21.971	1		1:21.960
12	5 LAPS	1:26.550	85	11 LAPS	1:36.015	38	6 LAPS	1:33.111	38	6 LAPS	1:32.402	99	11 LAPS	1:36.058
54	5 LAPS	1:30.957	12	5 LAPS	1:26.677	40	4 LAPS	1:30.303	40	4 LAPS	1:29.693	94	10 LAPS	1:43.674
92	10 LAPS	1:35.290	59	13 LAPS	1:35.968	12	5 LAPS	1:26.069	12	5 LAPS	1:25.607	12	5 LAPS	1:26.685
72	5 LAPS	1:31.470	97	9 LAPS	1:40.964	33	1 LAP	1:25.713	33	1 LAP	1:23.781	40	4 LAPS	1:30.854
76	4 LAPS	1:30.577	54	5 LAPS	1:31.130	59	13 LAPS	1:35.435	21	9 LAPS	1:27.423	38	6 LAPS	1:33.727
33	1 LAP	1:25.825	72	5 LAPS	1:33.746	54	5 LAPS	1:32.557	54	5 LAPS	1:32.342	33	1 LAP	1:23.056
21	9 LAPS	1:26.676	76	4 LAPS	1:30.635	21	9 LAPS	1:29.772	36	2 LAPS	1:25.034	36	2 LAPS	1:24.217
62	4 LAPS	1:28.446	33	1 LAP	1:24.160	76	4 LAPS	1:33.640	76	4 LAPS	1:30.360	21	9 LAPS	1:27.217
80	3 LAPS	1:28.625	92	10 LAPS	1:37.402	72	5 LAPS	1:35.900	59	13 LAPS	1:38.223	54	5 LAPS	1:32.244
36	2 LAPS	1:25.453	21	9 LAPS	1:25.603	36	2 LAPS	1:25.226	72	5 LAPS	1:30.167	76	4 LAPS	1:30.483
23	4 LAPS	1:28.653	62	4 LAPS	1:28.678	97	9 LAPS	1:42.596	62	4 LAPS	1:28.697	72	5 LAPS	1:29.461
94	9 LAPS	1:43.237	36	2 LAPS	1:24.166	92	10 LAPS	1:36.607	80	3 LAPS	1:28.786	62	4 LAPS	1:27.401
26	43.463	1:26.512	80	3 LAPS	1:29.346	62	4 LAPS	1:28.562	23	4 LAPS	1:29.057	80	3 LAPS	1:29.176
99	10 LAPS	1:36.197	23	4 LAPS	1:27.402	80	3 LAPS	1:28.246	26	47.541	1:25.521	26	50.134	1:24.553
75	12 LAPS	1:31.548	26	43.490	1:24.334	23	4 LAPS	1:27.935	97	9 LAPS	1:39.825	59	13 LAPS	1:37.071
68	8 LAPS	1:31.467	75	12 LAPS	1:30.945	85	11 LAPS	1:57.740	92	10 LAPS	1:38.902	23	4 LAPS	1:29.427
67	11 LAPS	1:28.862	99	10 LAPS	1:36.334	26	43.991	1:23.866	85	11 LAPS	1:36.324	97	9 LAPS	1:40.046
2	1:07.435	1:23.285	94	9 LAPS	1:42.560	75	12 LAPS	1:30.015	75	12 LAPS	1:30.149	85	11 LAPS	1:34.304
38	5 LAPS	1:32.780	67	11 LAPS	1:29.429	67	11 LAPS	1:29.376	2	1:07.192	1:23.535	92	10 LAPS	1:39.854
40	3 LAPS	1:31.017	68	8 LAPS	1:31.090	2	1:05.628	1:22.488	67	11 LAPS	1:28.906	2	1:08.796	1:23.564
			2	1:06.505	1:23.377	68	8 LAPS	1:31.025	68	8 LAPS	1:30.375	75	12 LAPS	1:30.824
						99	10 LAPS	1:37.439				67	11 LAPS	1:28.388
						94	9 LAPS	1:42.261						

Weather/Track:Changeable

Thruxton
 Circuit Length = 2.3560 miles.
 Start: 16:26 End: 18:27

EERC BRITCAR ENDURANCE SERIES

LAP CHART - RACE 6

(contd.)

Lap 81			Lap 82			Lap 83			Lap 84			Lap 85		
No	Behind	Laptime	No	Behind	Laptime	No	Behind	Laptime	No	Behind	Laptime	No	Behind	Laptime
1		1:22.337	1		1:21.567	1		1:21.126	1		1:22.828			
68	9 LAPS	1:31.697	85	12 LAPS	1:35.819	67	12 LAPS	1:29.632	59	14 LAPS	1:35.535			
99	11 LAPS	1:35.821	92	11 LAPS	1:37.785	75	13 LAPS	1:31.845	67	12 LAPS	1:31.090			
12	5 LAPS	1:26.825	75	13 LAPS	1:31.084	85	12 LAPS	1:34.808	75	13 LAPS	1:30.123			
33	1 LAP	1:23.692	67	12 LAPS	1:29.449	92	11 LAPS	1:35.025	85	12 LAPS	1:34.246			
40	4 LAPS	1:30.043	97	10 LAPS	1:39.229	68	9 LAPS	1:31.950	92	11 LAPS	1:35.111			
38	6 LAPS	1:32.367	68	9 LAPS	1:31.617	97	10 LAPS	1:42.169	33	1 LAP	1:24.798			
21	9 LAPS	1:25.370	33	1 LAP	1:24.032	33	1 LAP	1:23.915	12	5 LAPS	1:24.863			
36	2 LAPS	1:26.311	12	5 LAPS	1:26.045	12	5 LAPS	1:24.484	68	9 LAPS	1:31.852			
94	10 LAPS	1:48.914	99	11 LAPS	1:35.769	99	11 LAPS	1:35.036	97	10 LAPS	1:44.337			
26	52.290	1:24.493	40	4 LAPS	1:31.144	40	4 LAPS	1:31.054	36	2 LAPS	1:24.665			
54	5 LAPS	1:31.224	38	6 LAPS	1:31.898	36	2 LAPS	1:24.857	21	9 LAPS	1:25.843			
62	4 LAPS	1:29.225	36	2 LAPS	1:24.807	21	9 LAPS	1:24.527	40	4 LAPS	1:31.259			
76	4 LAPS	1:31.425	21	9 LAPS	1:26.245	38	6 LAPS	1:32.340	99	11 LAPS	1:35.889			
72	5 LAPS	1:31.588	26	55.155	1:24.432	26	58.405	1:24.376	26	1:01.179	1:25.602			
80	3 LAPS	1:28.456	62	4 LAPS	1:28.315	62	4 LAPS	1:28.588	38	6 LAPS	1:31.780			
23	4 LAPS	1:28.578	94	10 LAPS	1:40.569	80	3 LAPS	1:29.165	62	4 LAPS	1:28.813			
59	13 LAPS	1:35.655	54	5 LAPS	1:30.925	54	5 LAPS	1:31.851	80	3 LAPS	1:27.485			
2	1:13.026	1:26.567	76	4 LAPS	1:30.110	76	4 LAPS	1:32.322	54	5 LAPS	1:30.793			
			80	3 LAPS	1:29.032	72	5 LAPS	1:31.295	23	4 LAPS	1:28.823			
			72	5 LAPS	1:30.727	23	4 LAPS	1:28.868	72	5 LAPS	1:31.598			
			23	4 LAPS	1:27.692	2	1 LAP	2:49.683P	76	4 LAPS	1:33.976			
			59	13 LAPS	1:35.522	94	10 LAPS	1:40.693	2	1 LAP	1:33.262			
									94	10 LAPS	1:38.576			

Weather/Track:Changeable

Thruxton
 Circuit Length = 2.3560 miles.
 Start: 16:26 End: 18:27